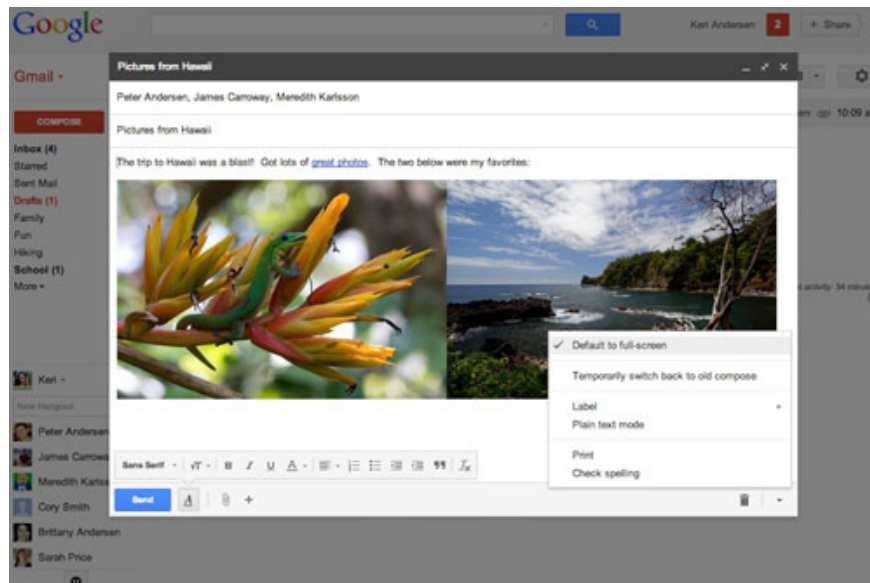


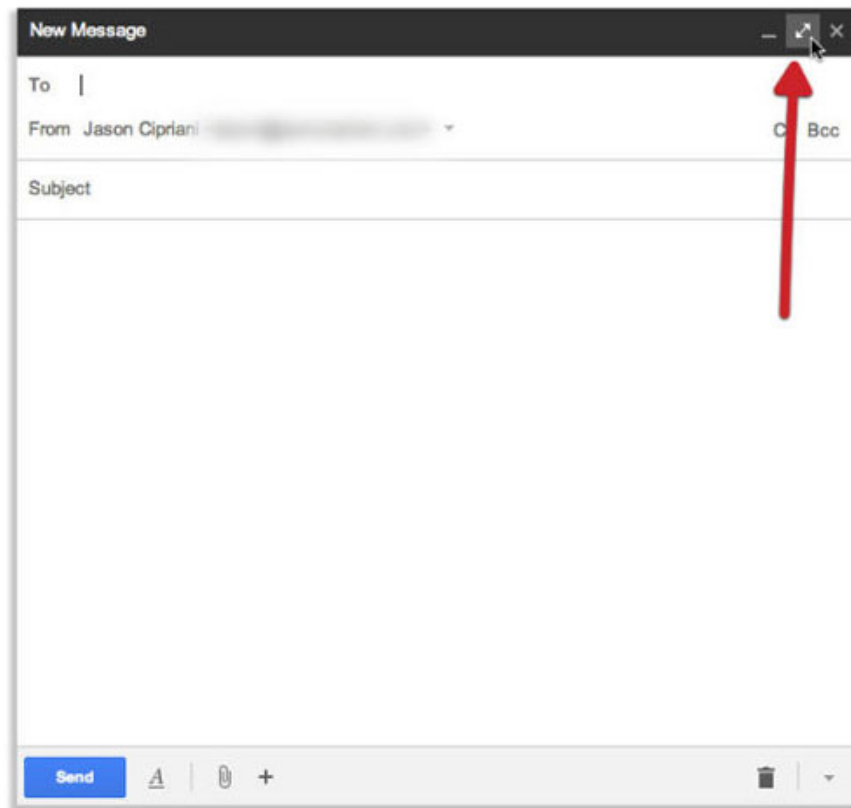
Set the Gmail editor window to zoom in by default

Google has allowed Gmail users to continue to choose to use the screen editor in full screen mode.

Google has allowed Gmail users to continue to choose to use the screen editor in full screen mode.

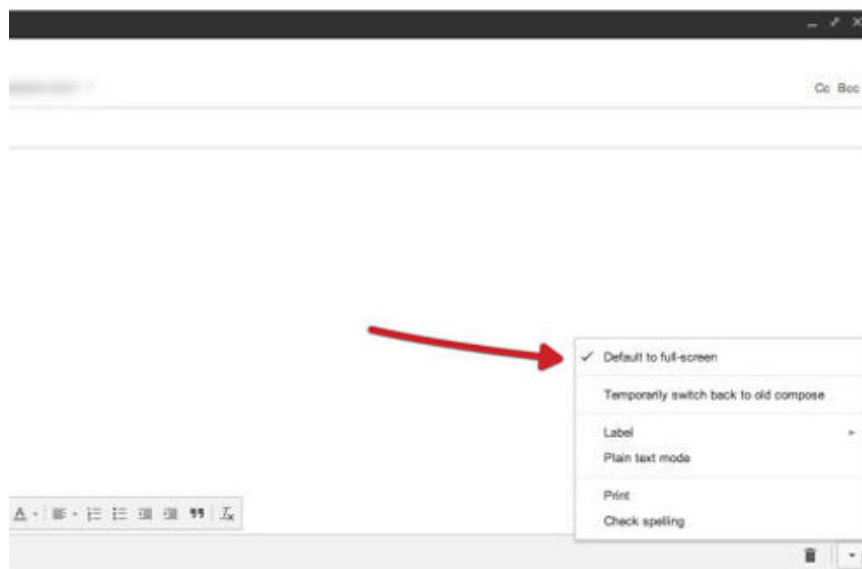


After this feature continues to work, you will see an icon to expand the pop-up style editor window. Click it to bring up a full-screen editing window.



You can even set Gmail, by default, to always open a full-screen editing window. Click the **More Options** arrow in the lower right corner of the editing window.

From here, check the option ' *Default to full-screen* '.



You will still be able to open an editor window in a new tab or tab by holding down the 'Shift' key and clicking on the "Compose" button, or the expanded icon.

You finished reading the article "**Set the Gmail editor window to zoom in by default**" edited by the [TipsMake](#) team. We hope this article has provided you with many useful tech tips and tricks. You can search for similar

articles on tips and guides. Thank you for reading and for following us regularly.
