

# Set Outlook as the default email for Mac computers

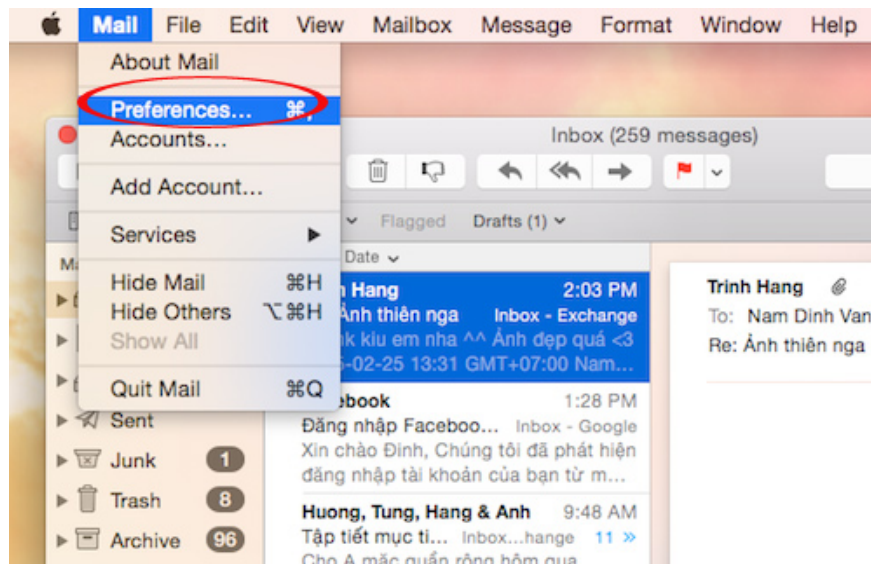
OS X operating system on Apple computers allows the option to submit favorite emails in place of the available Mail application. Mail is a standard email reader, preinstalled on Mac OS X computers. This software has a simple, easy-to-use interface but not as much as Outlook or some other software.

**OS X operating system on Apple computers allows the option to submit favorite emails in place of the available Mail application.**

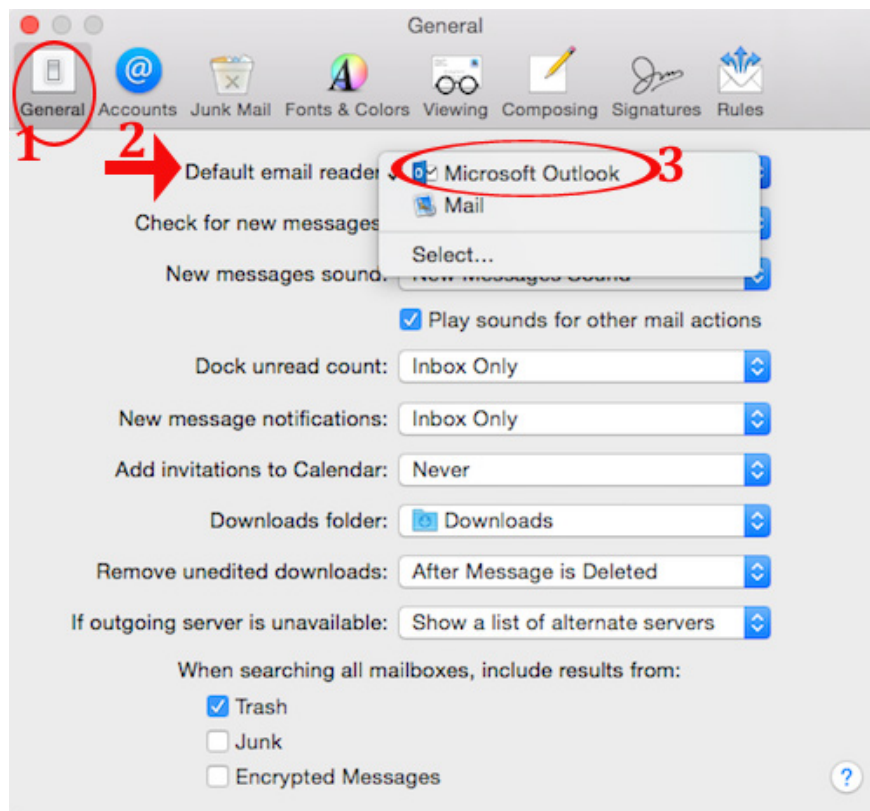
Mail is a standard email reader, preinstalled on Mac OS X computers. This software has a simple, easy-to-use interface but not as much as Outlook or some other software.

Users can put Microsoft Outlook application as default, replacing Mail on Mac computer with some steps below:

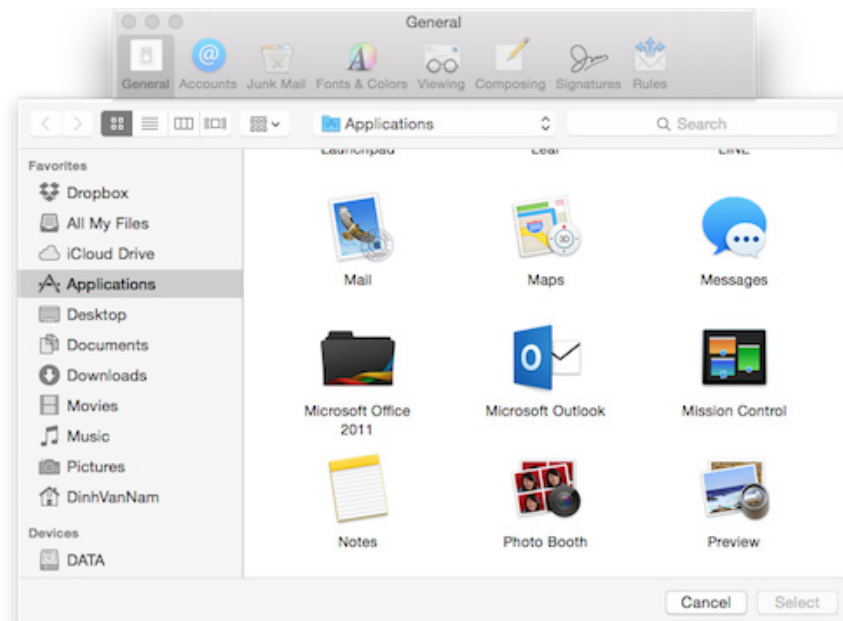
**Step 1:** Open the OS X Mail application. On the task manager, access **Mail> Preferences**.



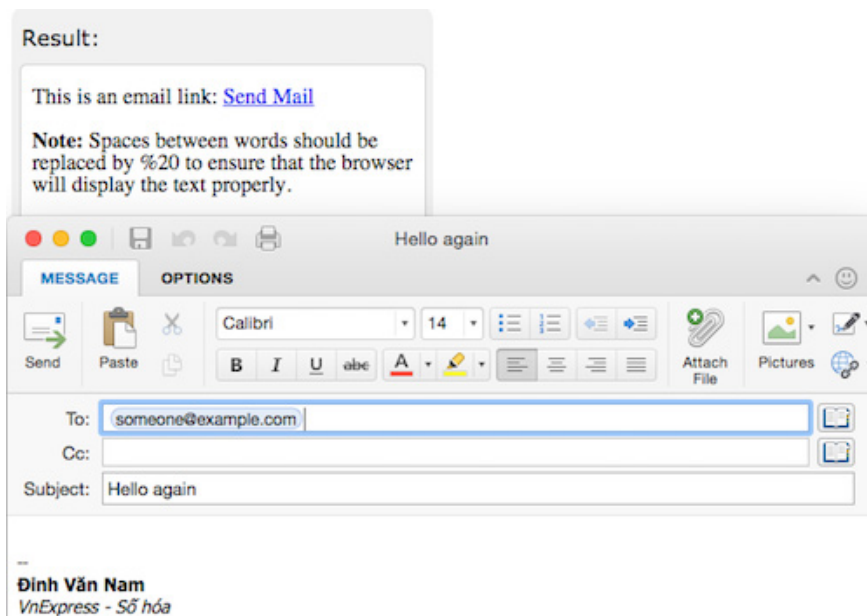
**Step 2:** A window pops up, select the **General** tab . Click on the **Default mail reader** line , select **Microsoft Outlook** or the email reader to set as default.



**Step 3:** If the desired email reader application is not available in the menu, press the **Select** button . A window will appear to allow users to direct the email software to use.



After changing the default email reader, every time a user clicks a link containing an email address, the software will automatically open up, instead of the Mail application available on Mac OS X computers.



You finished reading the article "**Set Outlook as the default email for Mac computers**" edited by the [TipsMake](#) team. We hope this article has provided you with many useful tech tips and tricks. You can search for similar articles on tips and guides. Thank you for reading and for following us regularly.

---