

Which Windows 11 Services Can Be Disabled to Increase Performance?

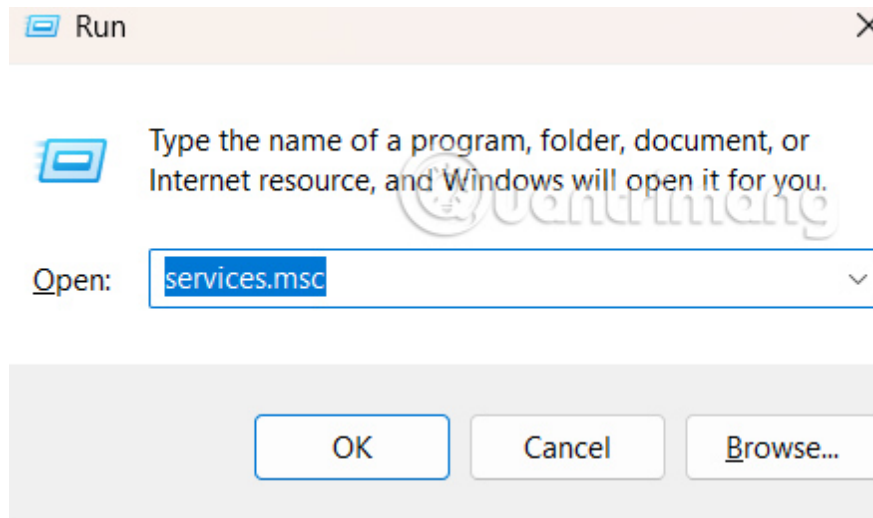
The article below will guide you to disable some Windows Services to enhance computer performance and protect privacy.

Not all Windows 11 Services are important to start your computer. Some services run as bloatware that can affect your computer's performance and are unsafe for your personal data and privacy. The article below will guide you to disable some Windows Services to enhance your computer's performance and protect your privacy.

Instructions to disable Windows 11 Services

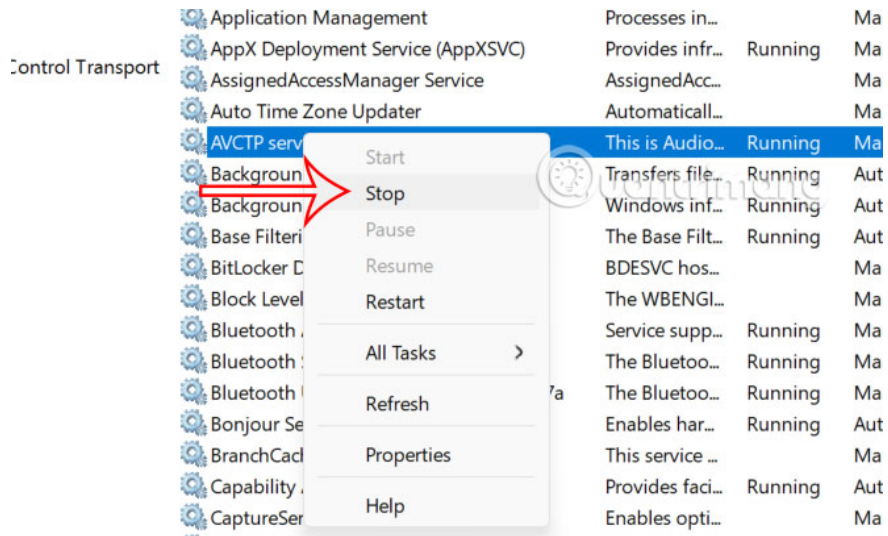
Step 1:

You **type services.msc into the Run bar** on your computer to access Windows Services.



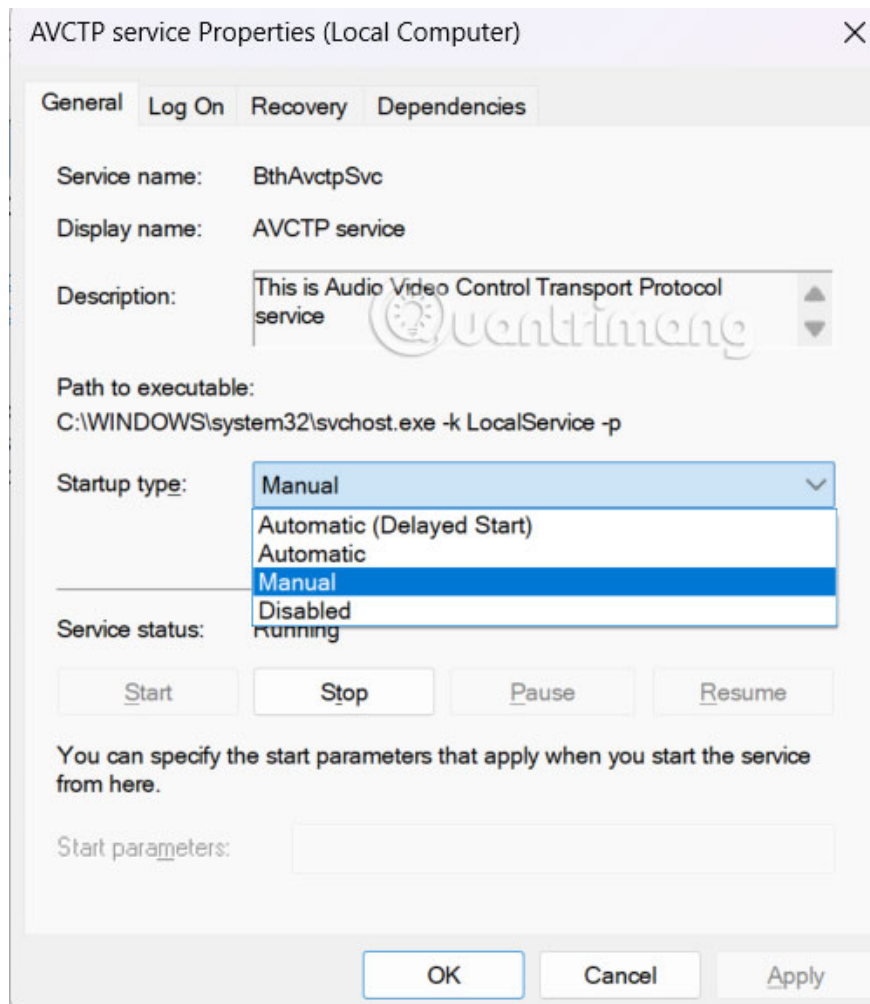
Step 2:

Switch to the interface of services running on Windows. We just need to right-click on the service we want to disable and select Stop in the displayed list.



Step 3:

Or you double click on the service and choose whether to start a service or not. If you want to disable a service for a long time, **change the Startup type to Manual** .



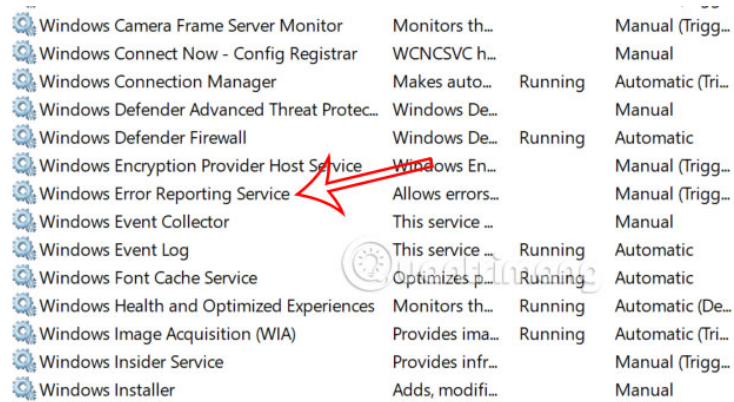
Windows Services should be stopped to increase performance

Microsoft Telemetry Data

Microsoft Telemetry Data collects performance and analytics data from computers around the world. Microsoft says the data is collected anonymously, but essentially all the information is still being collected. This service can also cause a significant performance drain, especially on older computers. Disabling it will not affect your computer's performance.

Error Reporting

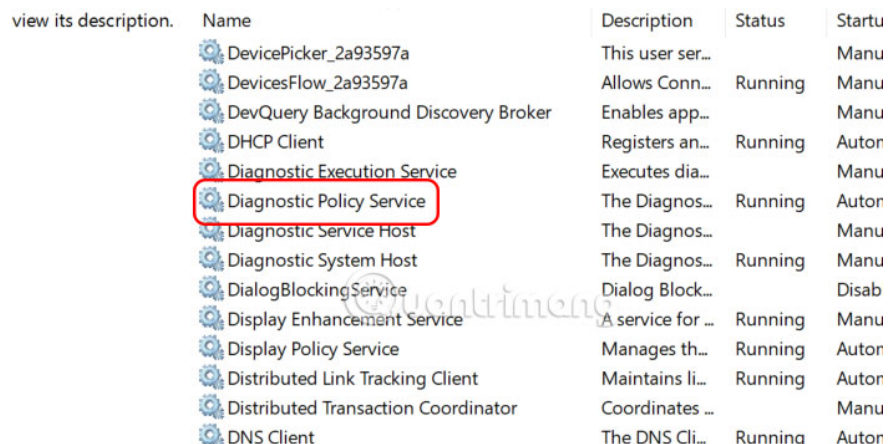
Windows Error Reporting Service is for Microsoft to collect data about crashes and errors. Whenever there is a crash, a report is sent to Microsoft. This is a data collection service but does not necessarily need to be maintained.



Name	Description	Status	Startup Type
Windows Camera Frame Server Monitor	Monitors th...		Manual (Trigg...
Windows Connect Now - Config Registrar	WCNCSVC h...		Manual
Windows Connection Manager	Makes auto...	Running	Automatic (Tri...
Windows Defender Advanced Threat Protec...	Windows De...		Manual
Windows Defender Firewall	Windows De...	Running	Automatic
Windows Encryption Provider Host Service	Windows En...		Manual (Trigg...
Windows Error Reporting Service	Allows errors...		Manual (Trigg...
Windows Event Collector	This service ...		Manual
Windows Event Log	This service ...	Running	Automatic
Windows Font Cache Service	Optimizes p...	Running	Automatic
Windows Health and Optimized Experiences	Monitors th...	Running	Automatic (De...
Windows Image Acquisition (WIA)	Provides ima...	Running	Automatic (Tri...
Windows Insider Service	Provides infr...		Manual (Trigg...
Windows Installer	Adds, modifi...		Manual

Diagnostic Policy Service

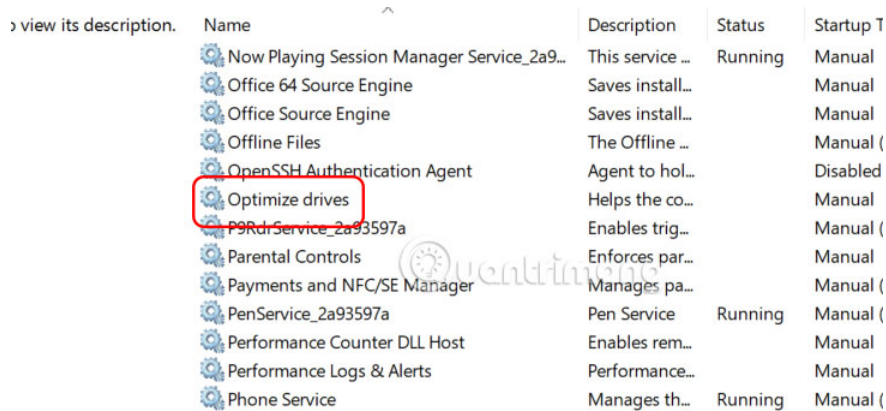
Similar to the Error Reporting service, the use of the Diagnostic Policy Service is not required. Similar services that you can also disable here are Diagnostic System Host, Diagnostic Service Host, Diagnostic Execution Service.



Name	Description	Status	Startu
DevicePicker_2a93597a	This user ser...		Manu
DevicesFlow_2a93597a	Allows Conn...	Running	Manu
DevQuery Background Discovery Broker	Enables app...		Manu
DHCP Client	Registers an...	Running	Autor
Diagnostic Execution Service	Executes dia...		Manu
Diagnostic Policy Service	The Diagnos...	Running	Autor
Diagnostic Service Host	The Diagnos...		Manu
Diagnostic System Host	The Diagnos...	Running	Manu
DialogBlockingService	Dialog Block...		Disab
Display Enhancement Service	A service for ...	Running	Manu
Display Policy Service	Manages th...	Running	Autor
Distributed Link Tracking Client	Maintains li...	Running	Autor
Distributed Transaction Coordinator	Coordinates ...		Manu
DNS Client	The DNS Cli...	Running	Autor

Optimize Drives

Defragmenting your hard drive is something you do quite often. Windows now offers this service to do automatically, and it is usually enabled if your computer is in standby mode. Defragmentation is a bit of a hassle because it affects performance, so if you remember to do it manually periodically, it is a good idea to disable this service.



The image shows a screenshot of the Windows Services console. A table lists various services with columns for Name, Description, Status, and Startup Type. The 'Optimize drives' service is highlighted with a red rectangular box. The service is currently set to 'Manual' startup type and is not running.

Name	Description	Status	Startup Type
Now Playing Session Manager Service_2a9...	This service ...	Running	Manual
Office 64 Source Engine	Saves install...		Manual
Office Source Engine	Saves install...		Manual
Offline Files	The Offline ...		Manual (
OpenSSH Authentication Agent	Agent to hol...		Disabled
Optimize drives	Helps the co...		Manual
P9RdLService_2a93597a	Enables trig...		Manual (
Parental Controls	Enforces par...		Manual
Payments and NFC/SE Manager	Manages pa...		Manual (
PenService_2a93597a	Pen Service	Running	Manual (
Performance Counter DLL Host	Enables rem...		Manual
Performance Logs & Alerts	Performance...		Manual
Phone Service	Manages th...	Running	Manual (

Optional Services

Some services affect your computer if you use certain functions, and may be disabled if you do not use those functions.

1. Phone Service: This service connects your phone to your computer. You can turn it off if not needed.
2. Print Spooler: You can safely disable this feature if you are not using the printer.
3. Geolocation Services: If you don't use maps and don't want to be tracked, turn this service off.

You finished reading the article "**Which Windows 11 Services Can Be Disabled to Increase Performance?**" edited by the [TipsMake](#) team. We hope this article has provided you with many useful tech tips and tricks. You can search for similar articles on tips and guides. Thank you for reading and for following us regularly.