

# Secure folders with Secure Folders software

Protect folders, applications on your computer to help you manage your computer better and prevent others from viewing important folders. Secure Folders is free software with a simple interface, easy to use and compatible with all versions of Windows.

Protect folders, applications on your computer to help you manage your computer better and prevent others from viewing important folders. Secure Folders is free software with a simple interface, easy to use and compatible with all versions of Windows. The software helps you hide, lock and protect folders and applications in a comprehensive way.

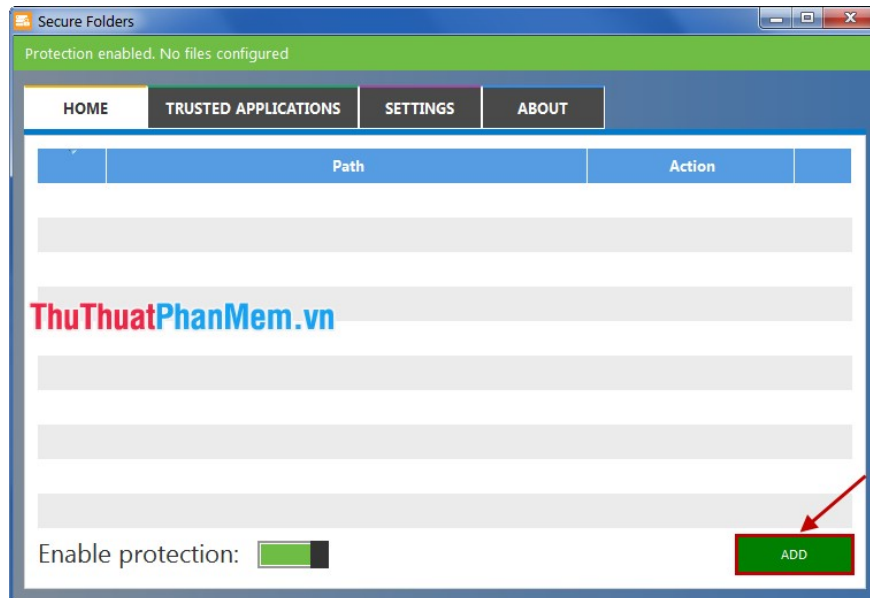


## Secure Folder

You follow the article below to know how to protect folders and applications with Secure Folders software.

First, you need to download Secure Folders and install it on the system. After installation is complete you do the following:

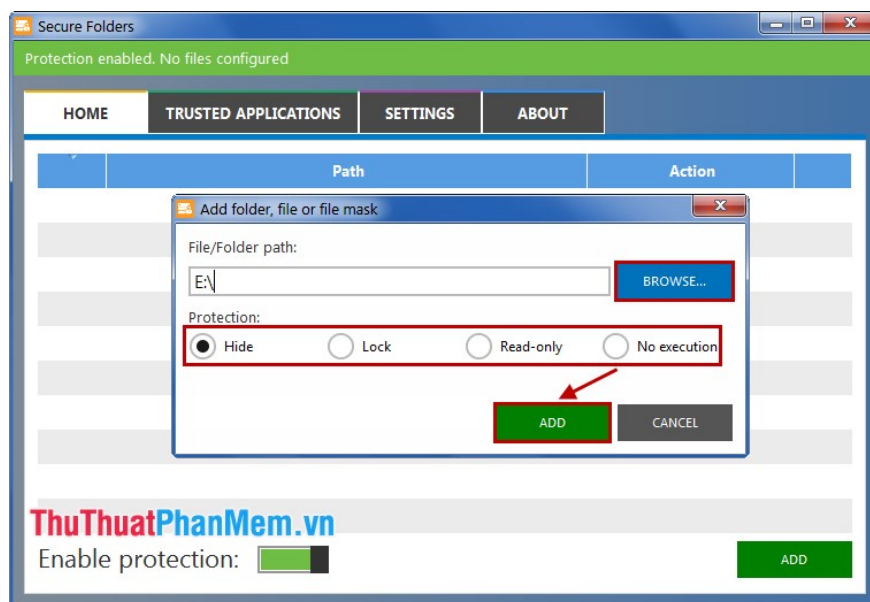
**Step 1:** Launch the Secure Folders program, in the **HOME** tab, select **ADD** to add the folder to be protected.



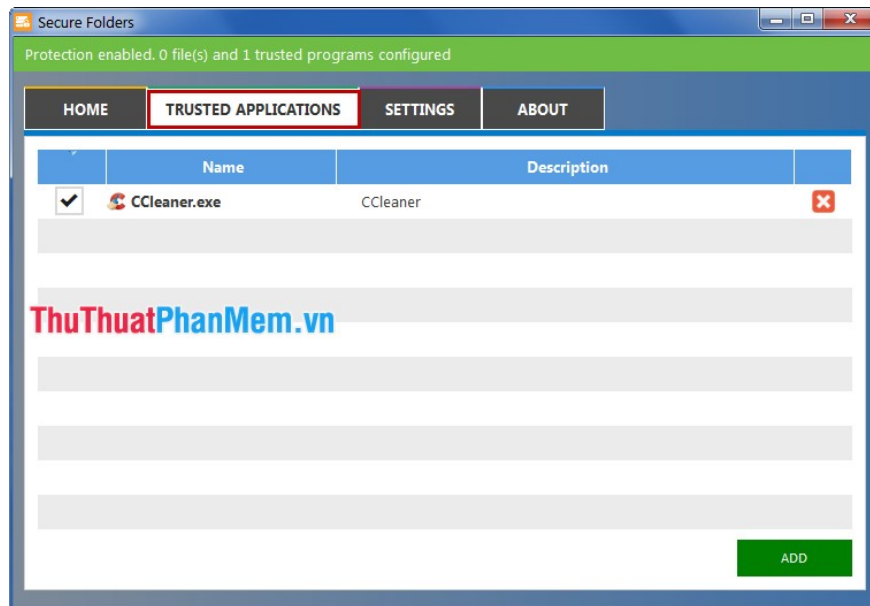
Dialog box **Add folder, file or file mask** you click **Browse** and navigate to the folder to be protected. Then select the protection mode in the **Protection** section , there are 4 options:

- **Hide:** hide mode.
- **Lock:** lock mode.
- **Read-only:** read only mode.
- **No execution:** prevents changing files in the directory.

Then press **ADD** .

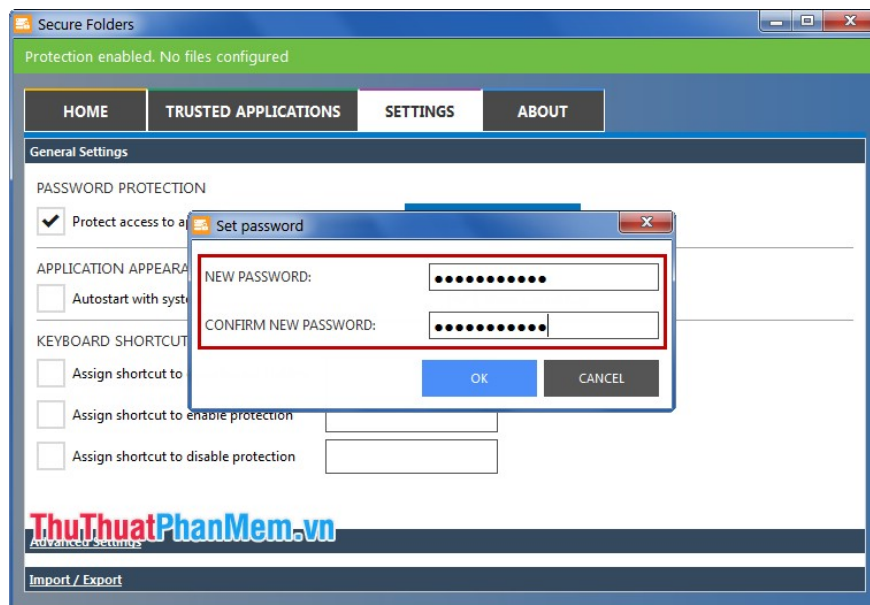


**Step 2:** In the **TRUSTED APPLICATIONS** tab you perform the same protection for the applications you want by clicking **ADD** and adding exe executable files of the application you want to protect.



**Step 3:** To prevent others from accessing the **Secure Folders** software to change the settings, you can set a password for the software in the **SETTINGS** tab .

Check the box before **Protect access to application settings with password** . The **Set password** dialog box appears, set the password in **New password** and confirm the password in the **Confirm new password** section .



With an intuitive working interface, you can quickly use Secure Folder software to protect folders and applications on your computer. Good luck!

You finished reading the article "**Secure folders with Secure Folders software**" edited by the [TipsMake](#) team. We hope this article has provided you with many useful tech tips and tricks. You can search for similar articles on tips and guides. Thank you for reading and for following us regularly.