

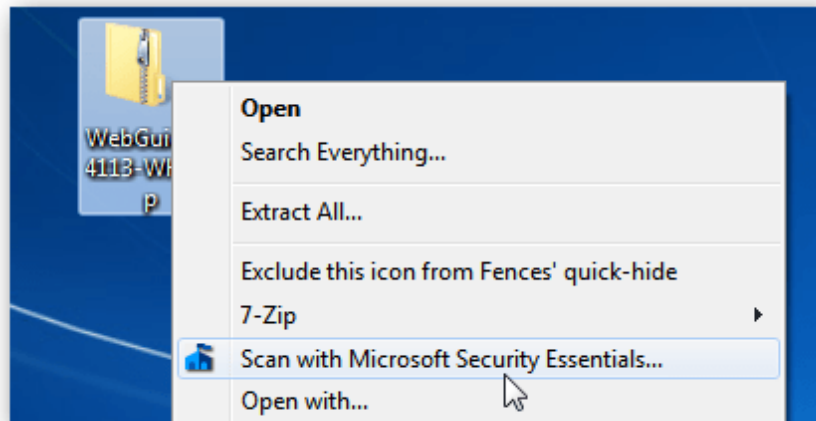
Scanning for viruses before using

To prevent the computer from being infected with malicious code or malware, you should scan the files before using them

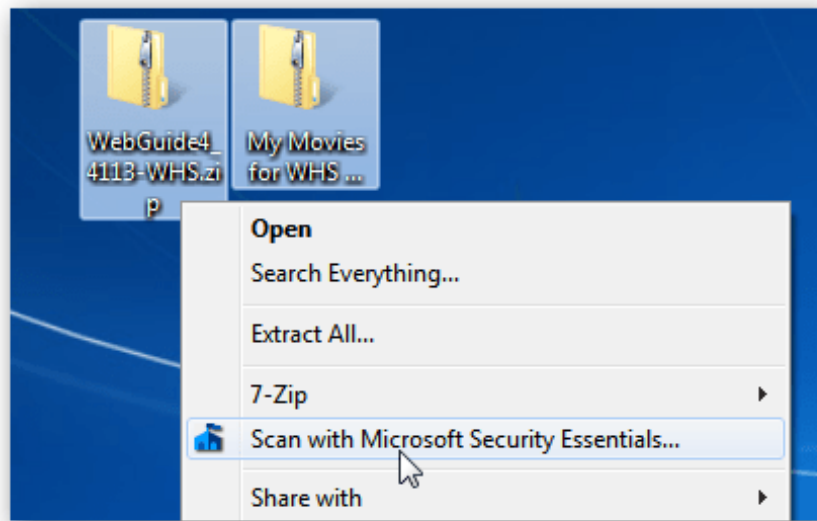
***TipsMake.com* - To prevent the computer from being infected with malicious code or malicious software, you should scan the files before using them. This article will help you own several ways to easily scan files from the desktop.**

Scan files with an antivirus program

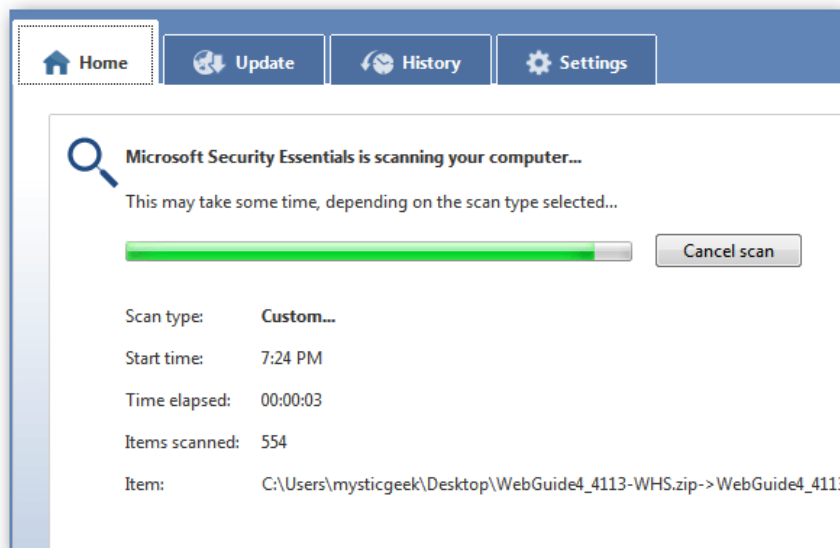
After downloading a file or an attachment of an email, just right-click on the file, choose to scan with your antivirus program.



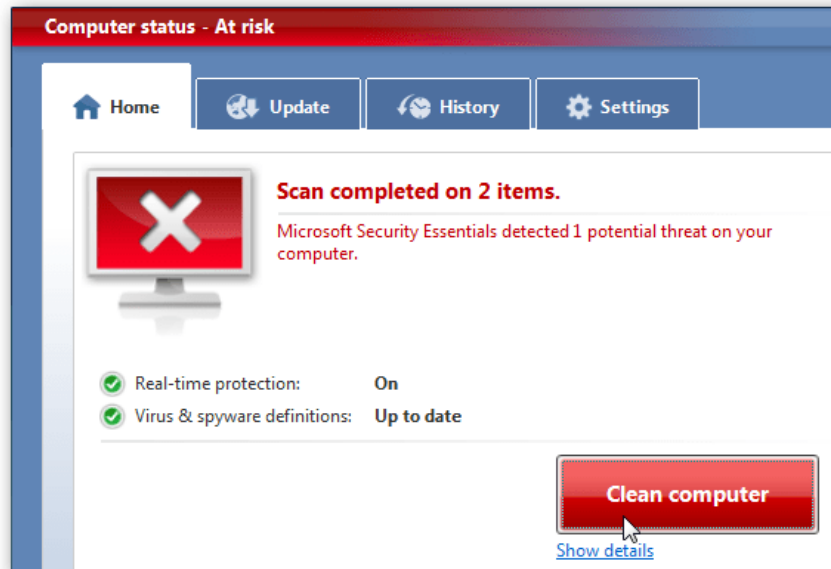
If you want to scan multiple files at once, hold down the **Ctrl** key and click the files you want to scan.



The antivirus program used in this example is Microsoft Security Essentials

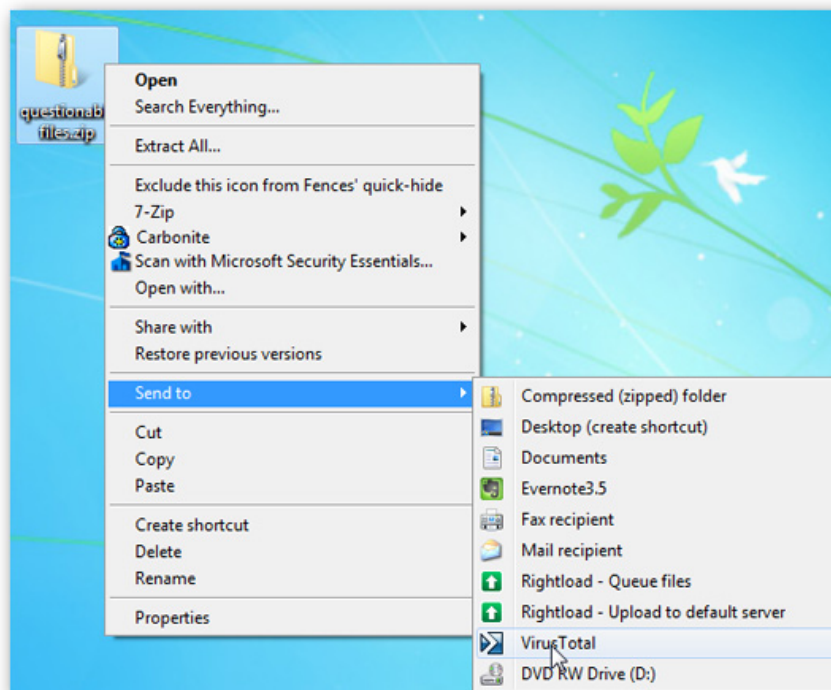


If you find a virus, the software will destroy or put it in the Quarantine list (quarantine) so that they cannot infect your system.



Use the VirusTotal Uploader

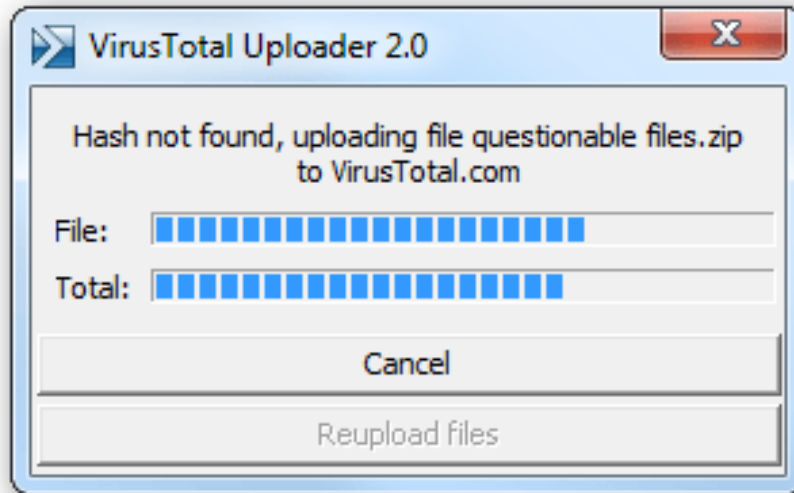
This application can scan your files with 41 different online antivirus programs. After installing the VirusTotal Uploader, right-click on the file> **Send To > Virus Total** .



You can run the VirusTotal Uploader and upload your file



The program will transfer the file to VirusTotal.com website. Here, your file will be scanned with 41 different antivirus programs. Once completed, the result will be displayed.



File **questionable_files.zip** received on 2010.06.05 01:16:13 (UTC)
Current status: **finished**
Result: **0/41 (0%)**

[Compact](#) [Print results](#)

Antivirus	Version	Last Update	Result
a-squared	5.0.0.26	2010.06.05	-
AhnLab-V3	2010.06.05.00	2010.06.04	-
AntiVir	8.2.2.6	2010.06.04	-
Antiy-AVL	2.0.3.7	2010.06.04	-
Authentium	5.2.0.5	2010.06.05	-
Avast	4.8.1351.0	2010.06.04	-
Avast5	5.0.332.0	2010.06.04	-
AVG	9.0.0.787	2010.06.04	-
BitDefender	7.2	2010.06.05	-

If you do not want to install the Uploader, you can access the VirusTotal website directly and download it to scan.



Conclude

Most antivirus programs can scan and protect our computer from malware or malicious code before you use files. However, if you are still not safe, follow the steps above to be safe to use your data.

You finished reading the article "**Scanning for viruses before using**" edited by the [TipsMake](#) team. We hope this article has provided you with many useful tech tips and tricks. You can search for similar articles on tips and guides. Thank you for reading and for following us regularly.