

# Save Now How to Fix Laptop Keyboard Error 1 Good Word

The laptop keyboard automatically plays a letter so you can't operate it normally? No need to worry because the error correction measures are both fast and effective

The laptop keyboard automatically plays a letter so you can't operate it normally? There is no need to worry because tips to fix errors that are both fast and effective have been revealed in the article by TipsMake.

The keyboard is an extremely important part on a laptop. This is where users use to enter data into the computer, control and communicate with the device. It's a headache if this part has problems and data entry is hindered. In this article, we will learn about the laptop keyboard automatically playing a word. Let's find out how to fix it with TipsMake if you are having difficulty with this error!





## **Why does the laptop keyboard automatically play a word? How to fix?**

It's not a coincidence that your laptop has the keyboard running on its own. There are many factors that can cause you to experience this condition. Typically, the keyboard on your laptop is pressed by something. Or it could also be due to a broken keyboard, software error, or missing driver.

### **Extremely effective way to fix the error of the keyboard jumping letters in Windows 10**

As mentioned above, when encountering an error, the computer automatically runs the text. Using a laptop will not be possible as usual. In this case, there are a few ways to fix it as follows:

#### **1/ Check and clean the keyboard**

First, check to see if there is anything heavy pressing on the keyboard on the laptop. Because the laptop keyboard is quite sensitive, even if a fairly light object is pressed on it, the keys can get stuck. Next try cleaning your keyboard by. Place the keyboard face down then gently tap the back of the laptop. This will cause dirt and leftovers stuck to the keyboard to fall out.

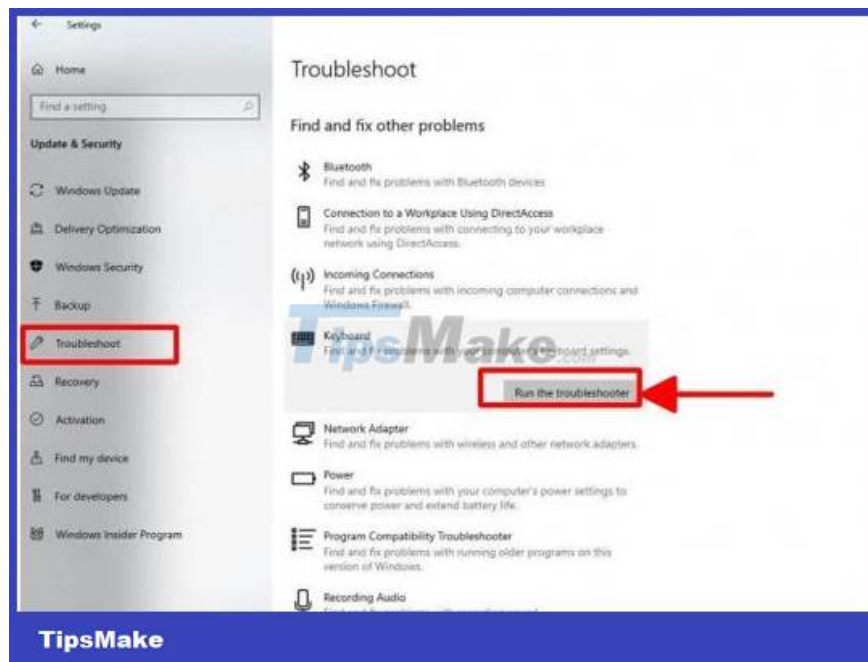
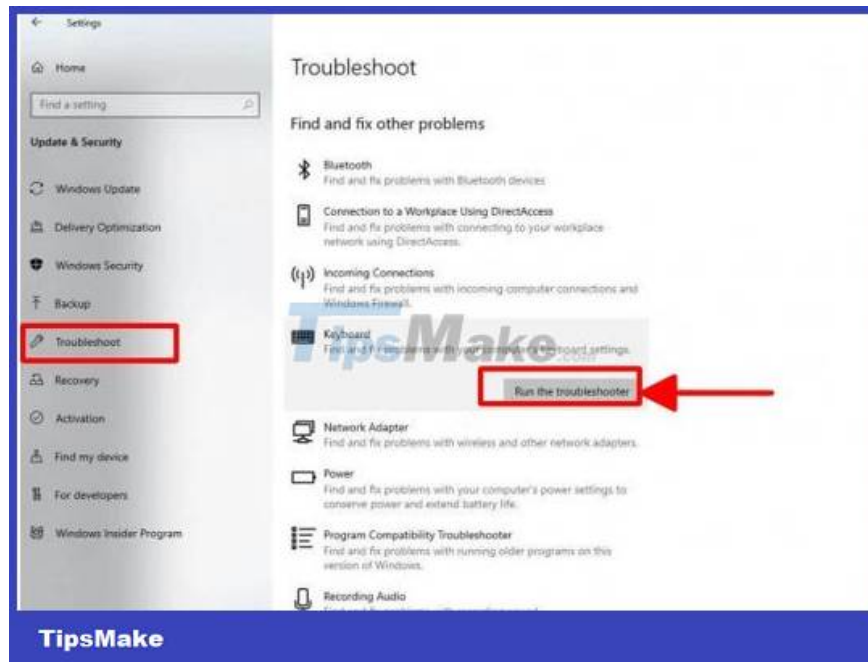
Note that you should only pat gently to avoid damaging the laptop. When the laptop keyboard skips letters on Win 11, this is the most feasible way to fix it.



## 2/ Use Keyboard troubleshooter to debug the keyboard

If you suspect that the laptop keyboard automatically plays a word, it is due to a software error. You can try using Keyboard troubleshooter to debug.

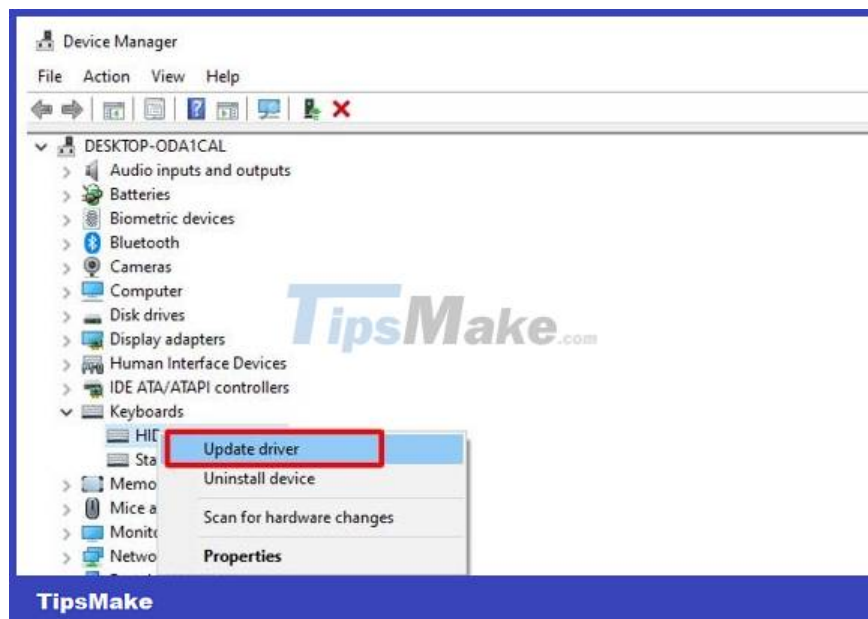
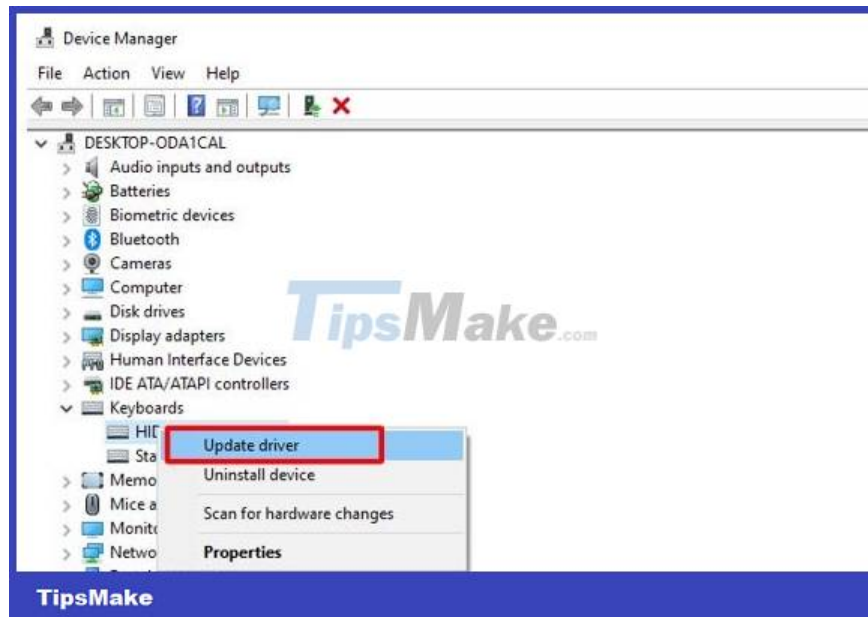
1. B1: Left click and select the Windows icon on the computer screen. Then continue to select settings.
2. Step 2: Click on Update & Security > Select Troubleshoot on the left edge of the screen.
3. Step 3: Click on Keyboard and continue clicking Run the troubleshooter. Please wait for the computer to automatically fix the keyboard error.



### 3/ Update the keyboard driver

You should also check and update the keyboard driver. Many keyboard errors are due to missing drivers. To do this, you need to do the following:

1. Step 1: Enter the keyword Device Manager in the search bar on the screen and press enter.
2. Step 2: Click on the arrow to expand the keyboards section. Next right-click on the keyboard name and select update driver. Then follow the instructions on the screen to update the keyboard driver.



#### 4/ Use a separate keyboard

In case you can no longer use the laptop keyboard. Users lock the laptop keyboard, then you can use the separate keyboard comfortably. To avoid the keyboard jumping letters, locking the keyboard is necessary.

To do this, users will usually have to press the Windows + L key combination. However, on some other laptop models, the method may vary. You can try pressing the Fn key in combination with function keys from F1 to F12.



## 5/ Bring your laptop for inspection

If you have tried everything but the problem of the laptop keyboard automatically running a word is still not resolved. This is when you need support from a repair expert. Please bring your laptop to the nearest repair center to have it checked. We cannot rule out the possibility that your keyboard has hardware damage.

So we have just learned together what to do when the laptop keyboard automatically runs a word. Hopefully the information in this article can help you handle the problem effectively.

You finished reading the article "**Save Now How to Fix Laptop Keyboard Error 1 Good Word**" edited by the [TipsMake](#) team. We hope this article has provided you with many useful tech tips and tricks. You can search for similar articles on tips and guides. Thank you for reading and for following us regularly.