

Safely disconnect the USB device using the USB Disk Ejector.

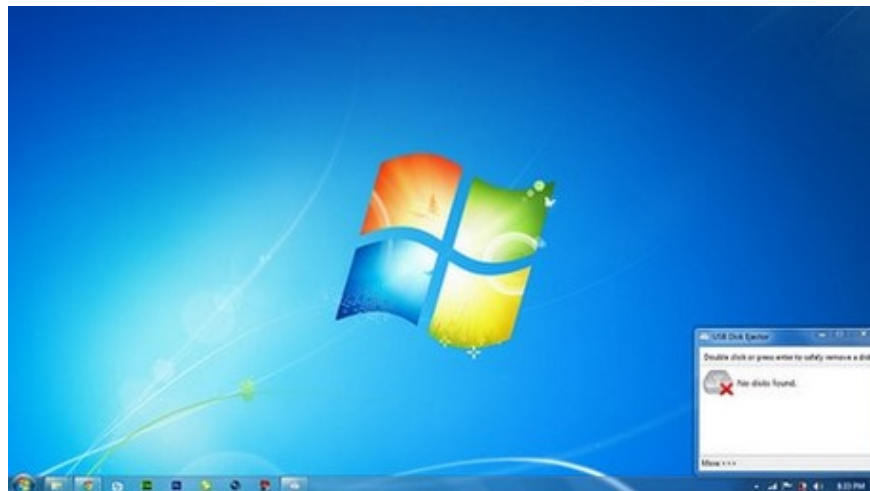
You usually unplug your USB drive immediately after use or use the 'Safely Remove Hardware' option in the system tray. To be truly safe and avoid damaging your USB drive, you should use software like USB Disk Ejector.

To ensure the safety of your USB drive, you usually use the "Safely Remove Hardware" dialog box when removing it. However, when you're in a hurry, you might shorten this process using keyboard shortcuts. So, are there any software or utilities that can do that?

Disconnect USB Disk Ejector

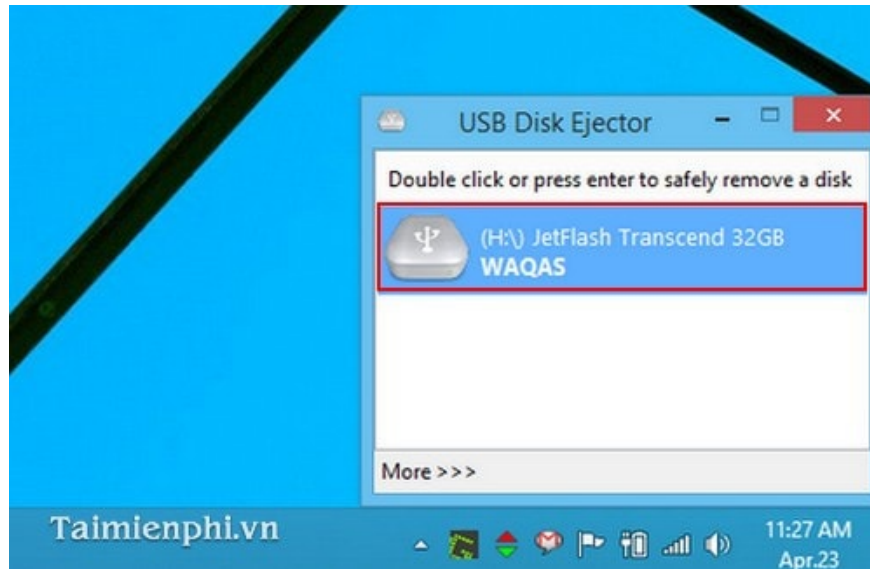
And the answer is yes, with USB Disk Ejector you can use keyboard shortcuts to do this.

One feature that makes **USB Disk Ejector** user-friendly is that all USB drives, Firewire drives, and memory cards can be ejected with just a click, or you can use a simple keyboard shortcut of your own to quickly and safely eject them.

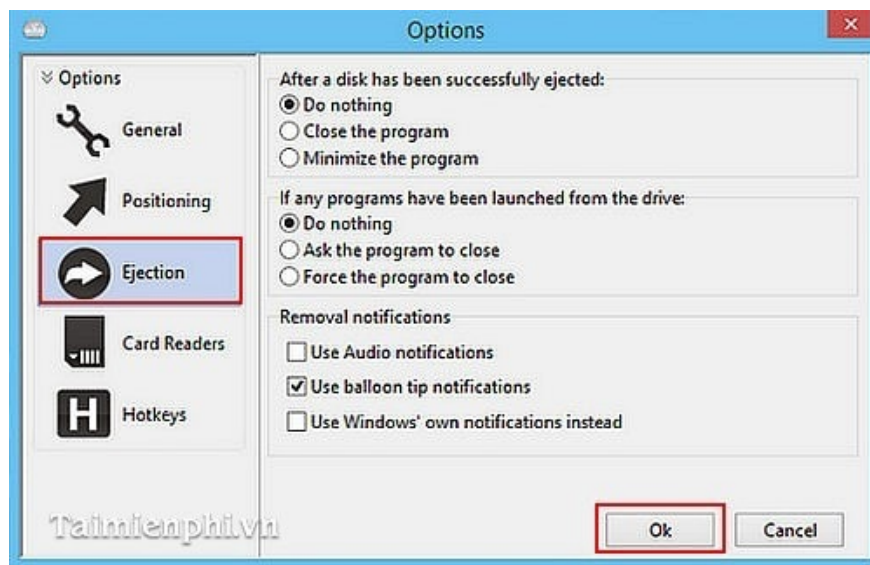


Because this software runs in the background and checks for external connections, you just need to download USB Disk Ejector and install it. The software will run automatically and appear in the bottom right corner of

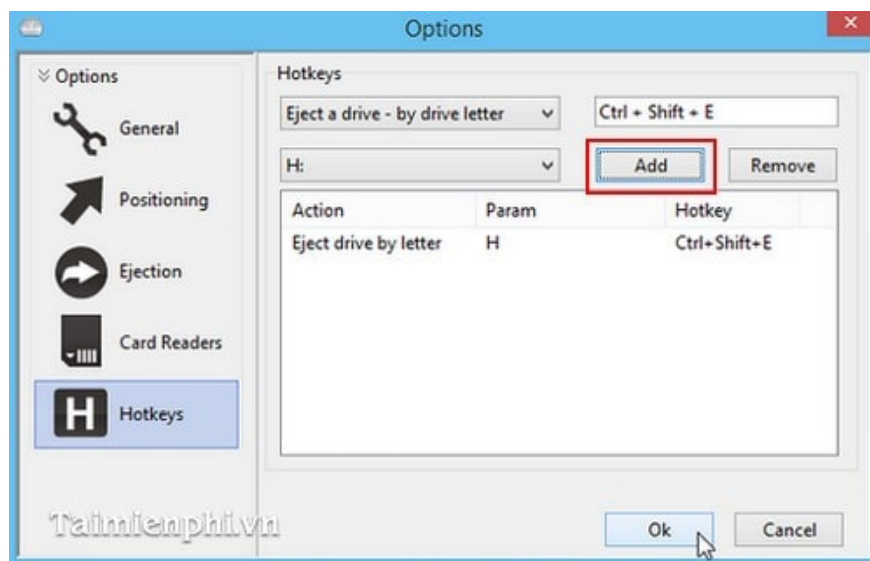
the screen. When you plug in your USB drive, the software will automatically recognize the device.



After use, if you want to disconnect a device, simply double-click on the device name in the list. In the software's Options section, you can customize the sound settings or the next action when devices are disconnected or connected to the computer.



If you want to create shortcuts for convenience, select **Hotkeys** and set up specific keyboard shortcuts for each action of each device that will be connected to or disconnected from the computer.



Then select **Add** and click **OK**.

The USB Disk Ejector software can help you reduce the number of steps and ensure the security of your USB drive. To ensure data security, you can refer to the article " How to protect your data safely using USB Disk Security" .

You finished reading the article "**Safely disconnect the USB device using the USB Disk Ejector.**" edited by the [TipsMake](#) team. We hope this article has provided you with many useful tech tips and tricks. You can search for similar articles on tips and guides. Thank you for reading and for following us regularly.