

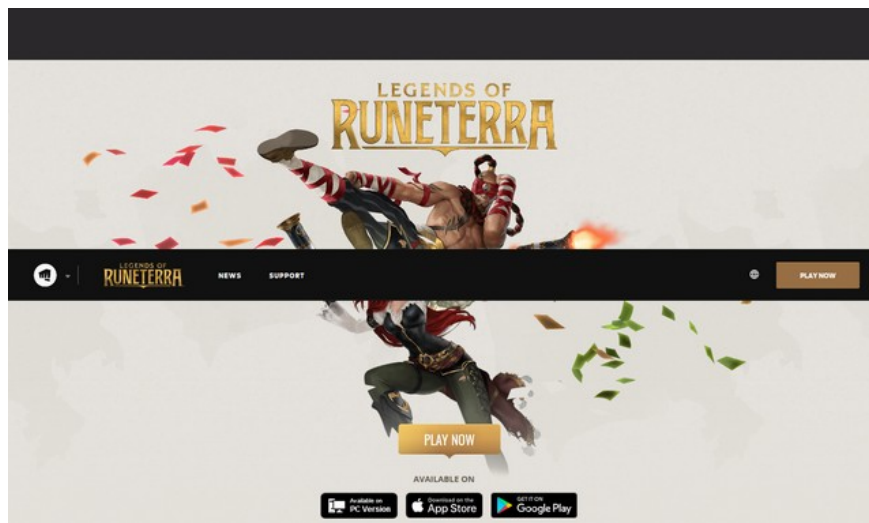
Runeterra Legend has officially launched and instructions on how to install it

In this article, we will teach you the easiest way to download games, as well as set up back for easy roaming.

Install Legend Runeterra PC version

First we need a VPN to create a Riot Games account, and the writer chooses the SEA region (Southeast Asia) for it to seem close.

- **Step 1** : Go to UrbanVPN and install it on Chrome, remember to select the region as Singapore: <https://www.urban-vpn.com>
- **Step 2** : Go to <https://playruneterra.com/en-sg/>, if you have VPN enabled, it will automatically switch to the Singapore area with the rear end as en-sg.



- **Step 3**: Register an account and download games.
- **Step 4** : Install the game on your computer and log in with the account you just created, on the PC does not check the region so you can play comfortably.

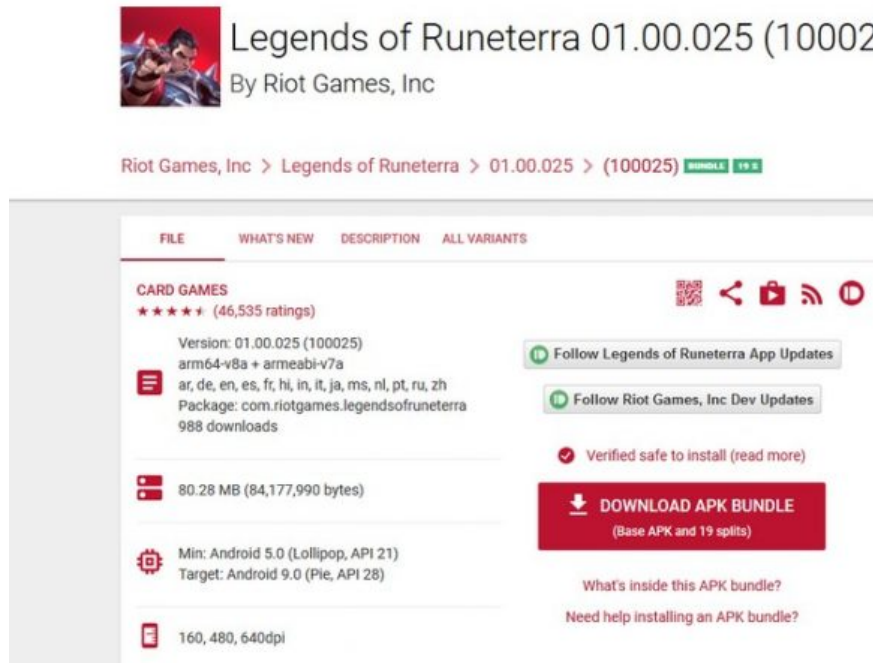
Install Legend Runeterra on Android

There are many ways to install Legend Runeterra on Android, Game Nerd will summarize here for you to choose.

Method 1 ApkMirror : This is an application for managing and installing Apk files, first go to Google Play to download ApkMirror first, then search for Runeterra Legend in the list, otherwise follow the link below. here:

<https://www.apkmirror.com/apk/riot-games-inc/legends-of-runeterra/legends-of-runeterra-01-00-025-release/legends-of-runeterra-01-00-025-android-apk-download/>

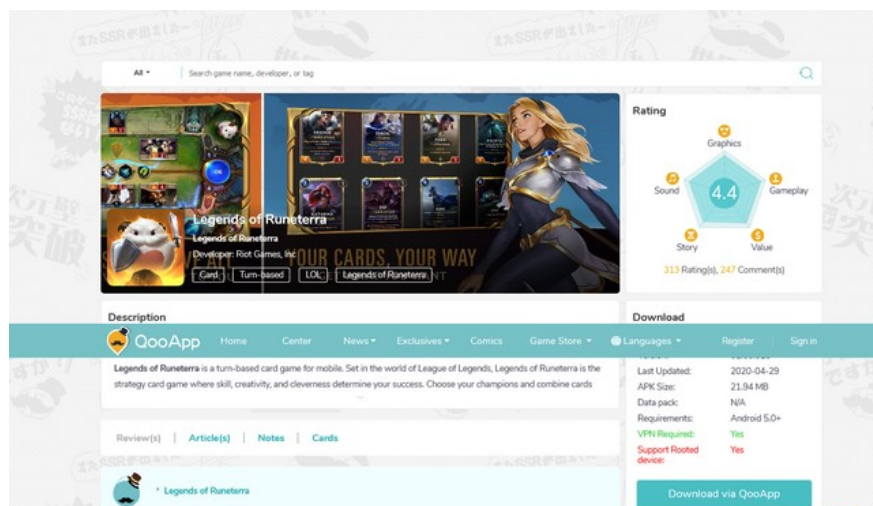
Select Download Apk Bundle to download, then go to ApkMirror to install.



The screenshot shows the ApkMirror interface for the game 'Legends of Runeterra 01.00.025 (10002)' by Riot Games, Inc. The page includes a navigation bar with 'FILE', 'WHAT'S NEW', 'DESCRIPTION', and 'ALL VARIANTS'. The main content area displays the game's title, version, and developer. It lists the file size as 80.28 MB (84,177,990 bytes) and the minimum Android version as 5.0 (Lollipop, API 21). A prominent red button labeled 'DOWNLOAD APK BUNDLE' is visible, along with a 'Verified safe to install' badge. The page also features a QR code and social media sharing options.

Method 2 Qoo-app : Download the game from Qoo-App according to 3rd party applications, the downside is that you have to download the App first, thereby installing Legend Runeterra quite confusing.

Download link: <https://apps.qoo-app.com/en/app/9927>



The screenshot shows the QooApp website interface for the game 'Legends of Runeterra'. The page features a search bar at the top, a navigation menu, and a main content area with a game preview image. A 'Rating' section displays a 4.4 score based on 313 ratings and 247 comments. The 'Download' section provides details such as 'Last Updated: 2020-04-29', 'APK Size: 21.94 MB', and 'Requirements: Android 5.0+'. A 'Download via QooApp' button is located at the bottom right.

Install Legend Runeterra on IOS

With iOS, you also have to change the area to download and update the game.

- **Step 1** : Go to the Appstore account.
- **Step 2** : Select 'Country / Region' >> move to Singapore.
- **Step 3** : Register information as the picture below.
- **Step 4** : Search for Legends of Runeterra and download the game as usual.

In case you want to roam back to Vietnam, do the same steps 1 and 2. **Source: Communities of Runeterra VN (Legends of Runeterra)**



Overview of the gameplay Legend of Runeterra

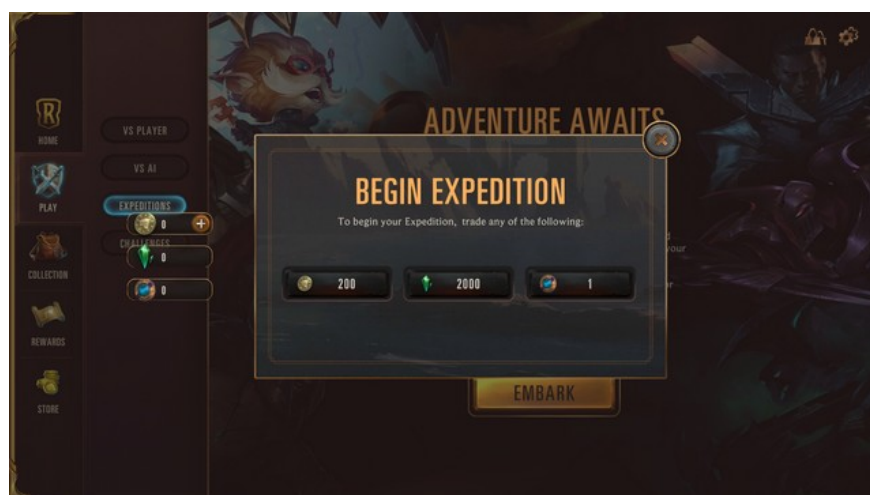
Basically the Runeterra Legend is a hybrid version of Artifact and Hearthstone. The goal of victory in the Legend of Runeterra is to see which side destroys the main house (Nexus) of the first opponent, each player will have a starting blood of 20 and fight with each other in turn. You will be opened with 4 random cards in hand, if you are not satisfied with any card, we can choose to exchange (up to all 4 cards) to get a new set like that.

There are two types of soldiers in the Legend of Runeterra are **Champions (followers)** and **followers**, unlike the card games when you take them directly to the stage, in the first Legends of Runeterra we will summon The champion or entourage is in the position of preparation, then decide which card to play.



Champions and entourage can play as an independent card, but the difference here is that champions can level up and entourage can't. The Legend of Runeterra also has the corresponding races and systems such as Poro, Spider, Yeti. The reason is because we will have special strength boost cards for each different clan. Each soldier needs a number of mana to summon, they have 2 indicators are attack and blood, when 2 cards attack each other if the attack value is higher than blood, the card will be destroyed.

To summon champions and entourage you have to spend mana, each player will start with 1 mana and it will increase after each turn (maximum 10). Another point is that the Legend of Runeterra has a mechanism to store mana to use spells, especially if you have 5 mana but only use 4 and have 1 left, then that extra mana will be stored in the inventory (up to 3) and can be used on the next turn.



Runeterra has the same daily quest system as Hearthstone, and it also has a weekly Quest system for players to search by cards. You can unlock cards through doing quests and opening quests, as well as playing Expeditions mode (similar to Hearthstone's Arena) where players will randomly select cards and compete to win. The more matches the better.

Currently the game's store is also quite complete, you can buy Gold (in-game currency), all kinds of cards, expressions, arenas and card back. In general, the Legend of Runeterra is a pretty good game and it is hoped that Vietnam will soon have access to it in the future.



You finished reading the article "**Runeterra Legend has officially launched and instructions on how to install it**" edited by the [TipsMake](#) team. We hope this article has provided you with many useful tech tips and tricks. You can search for similar articles on tips and guides. Thank you for reading and for following us regularly.