

Review WonderFox's HD Video Converter Factory Pro video conversion software

There are many ways to convert video formats, but not all software is capable of converting from SD video to HD. WonderFox's HD Video Converter Factory Pro is one of them. In addition to the common video format conversion features, you can also create HD videos from SD video. Let's look at TipsMake.com to see how this software used to do it.

There are many ways to convert video formats, but not all software is capable of converting from SD video to HD. WonderFox's HD Video Converter Factory Pro is one of them. In addition to the common video format conversion features, you can also create HD videos from SD video. Let's look at TipsMake.com to see how this software used to do it.

Main features of HD Video Converter Factory Pro

HD Video Converter Factory Pro is software to convert video and audio formats from WonderFox. It is not only conversion software but also supports a number of video editing features, including video compression. First, we will review the basic features of HD Video Converter Factory Pro:

1. Convert HD videos to common video formats.
2. Convert SD video to HD video (improve video quality with advanced high definition video encoding). Support converting 60 frames per second.
3. Download videos at various resolutions like 8K, 4K, 1080P, 720P.
4. Convert audio files and have built-in ringtone creation tools for popular mobile phones today.
5. Reduce video size without reducing video quality.
6. Built-in video editor like cutting, joining, rotating, changing volume.
7. Support batch conversion at the same time multiple videos.
8. Support 300 file formats and more than 300 devices such as phones, tablets, TVs.
9. Support adding or deleting sub for video during format conversion.

Price of HD Video Converter Factory Pro

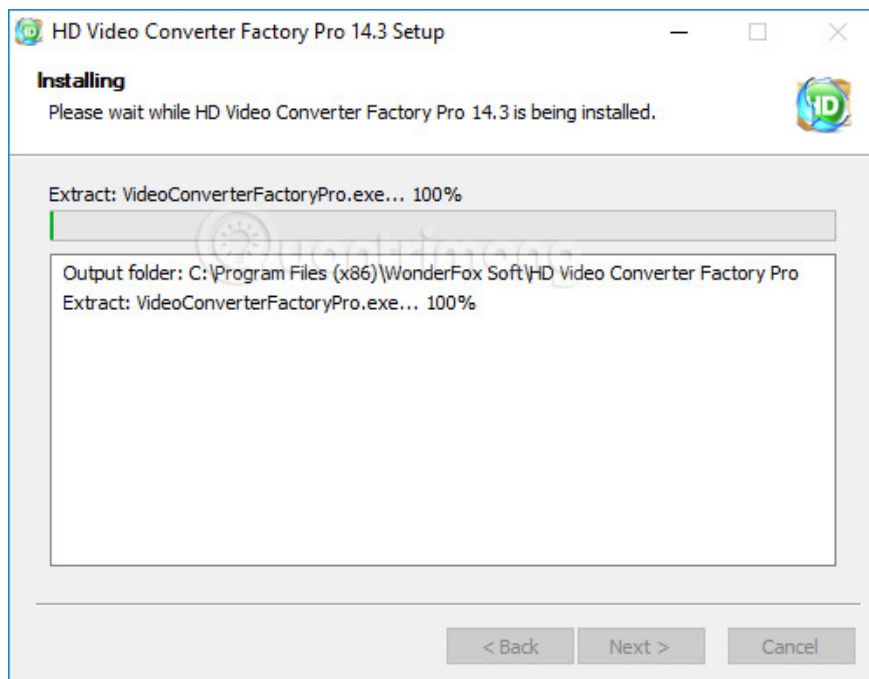
You only need to buy HD Video Converter Factory Pro once and spend your life with free updates and support. The price is not too expensive. A key / 1 PC is 29.95USD, if buying a key for 3 PCs, the price is only 59.95USD. If you buy this software for a working group or for a family, you should buy the key for 3 machines, which will be cheaper. Not to mention the big holidays of the year, WonderFox also reduced the price of its products to grateful customers, if still concerned about the price, please wait until these holidays.

TipsMake.com still regularly updates WonderFox discounts here

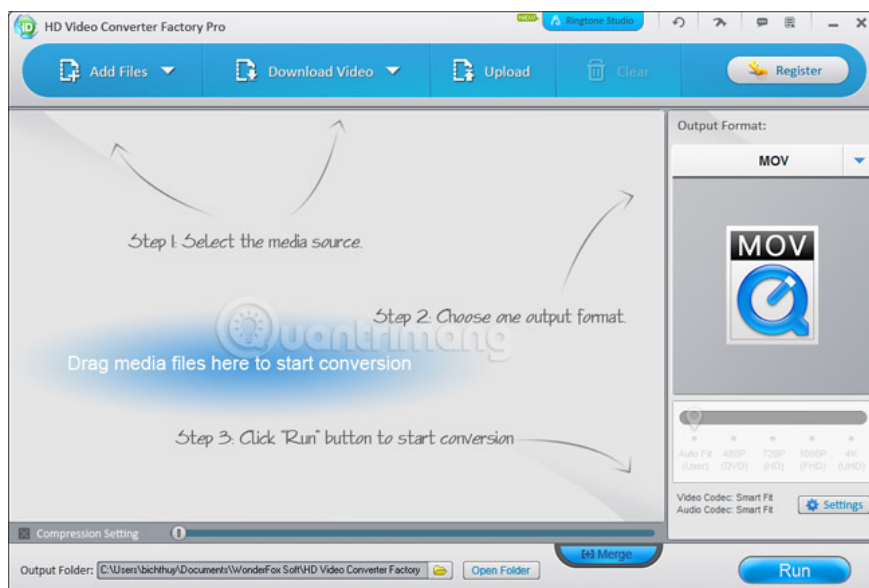
For more detailed information about the software, please read: <https://www.videoconverterfactory.com/hd-video-converter/>

Download, install and activate HD Video Converter Factory Pro

You can download HD Video Converter Factory Pro here. File weighs more than 50MB. The installation process is quite simple, with just a few Next clicks, no annoying software or unpleasant requirements.



This is the interface of HD Video Converter Factory Pro after installation is complete:



If there is no software key, you can still use the Pro version but have limited features, such as only converting videos with a length of less than 5 minutes, only downloading 5 videos.

You are using the **Unregistered Copy** now, which has the following limitation.

- Limited to output video for **5 minutes** for each file.
- Limited to download only **5 files** from 200+ online video sites.

More benefits of full-version for you include:

	Unregistered	Registered
Perfectly convert any videos/audios to 300+ formats/devices with high quality	Limited to 5-minute	✓
Download 4k/1080P/720P videos & audios from YouTube, Vimeo, Hulu, Facebook ...	Limited to 5 files	✓
30X-50X high speed conversion supported	✗	✓
Free lifetime upgrade & technical support	✗	✓

[Register](#) [Continue >](#) [Buy Now](#)

Buy One Get One FREE!

wonderfox

If you have a software key, click on the Registry on the right to enter the key and activate all the features of this video converter.

HD Video Converter Factory Pro

Register

This is an Unregistered Copy. Please enter your license code and click "Register" to enjoy full stand-out features.

[Check for features that are not active >](#)

VC+DPB-883CC00784-5E65B6FF06-D

[Register](#)

No license key? Limited Time Special Offer is Still Alive.

[Buy Now](#)

Buy One Get One FREE!

wonderfox

Remind Me Later

Output Folder: C:\Users\bichthuy\Documents\WonderFox Soft\HD Video Converter Factory

Open Folder

4:3 Merge

Run

video playback.mp4

Source File: Format: MP4 Duration: Size: 45.12 MB Resolution: und aac (LC) (mp...)

Done

RMQ_5044.mp4

Source File: Format: MP4 Duration: Size: 15.83 MB Resolution: und aac (LC) (mp...)

Compression Setting

Output Format: HD (MP4)

MP4 HD

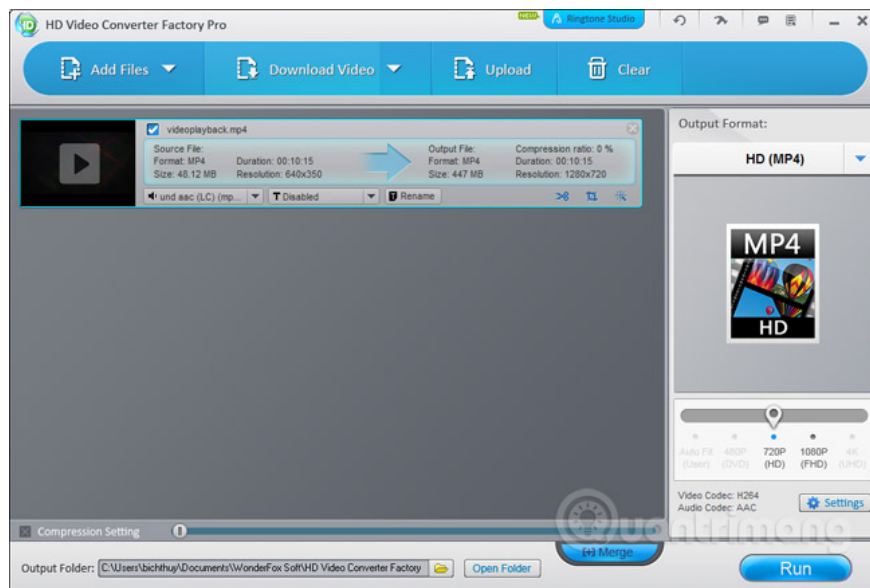
Audio Presets: 480P (E), 720P (HD), 1080P (FHD), 4K (UHD)

Video Codec: H264 Audio Codec: AAC

Settings

How to use HD Video Converter Factory Pro

The interface of HD Video Converter Factory Pro is very open and easy to use. The main features of the software are represented by large buttons right on the main interface.



1. **Add Files** : There are 2 small options to add videos or music to convert.
2. **Download Video** : Download videos from video hosting websites, can download by list and open the folder containing the downloaded videos.
3. **Upload** : Video after conversion can upload to popular websites thanks to this function. However, you need to know the IP address and provide the username / password, so I evaluate this feature is not very high.

After adding the video, you'll see small buttons below the video:

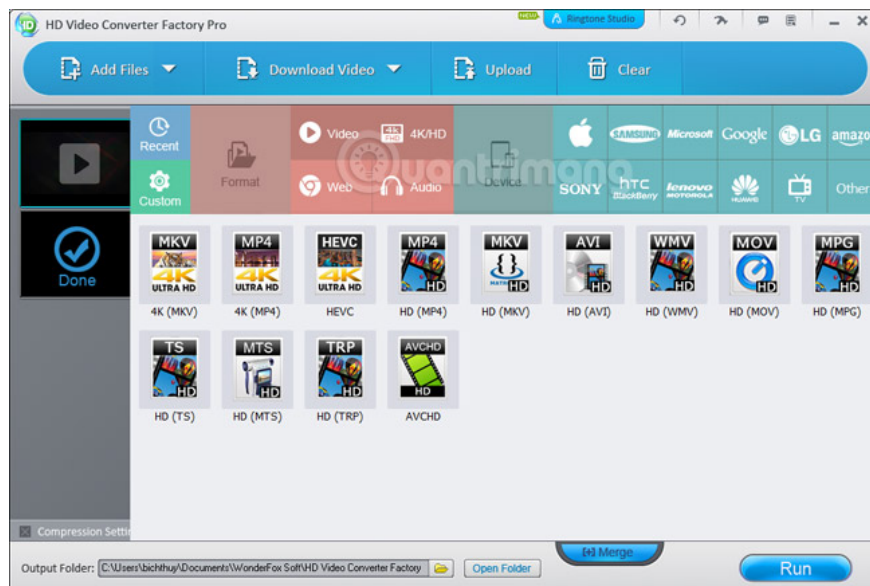
1. **T Disabled** to add sub or turn off sub for video.
2. **T Rename** to rename the video.
3. **Tractor** icon to cut video to the desired amount of time.
4. **Square frame** icon to crop video, get the video you need.
5. Magic **wand** icon to add effects to videos, you can apply an effect to the entire video or effects for each part of the video.

After adding videos and applying necessary edits, you look at the bottom of the window, click the folder icon to select the folder to save the video after conversion.

If you need to compress the video, select **Compression Settings** in the lower left corner and drag the slider to change the compression level.

If you need to add videos you add all the videos to the main window, uncheck the videos you want to remove by clicking on the small box next to the video name, then click **Merge** at the bottom.

Finally, select the video format to convert, the software provides a lot of output formats, click on the small box on the right, under **Output format** and select an appropriate format. Then, return to the main screen to select additional settings. For example, selecting the output is HD, you can specify the resolution of 720HD or 1080HD, bit rate, frame rate, .



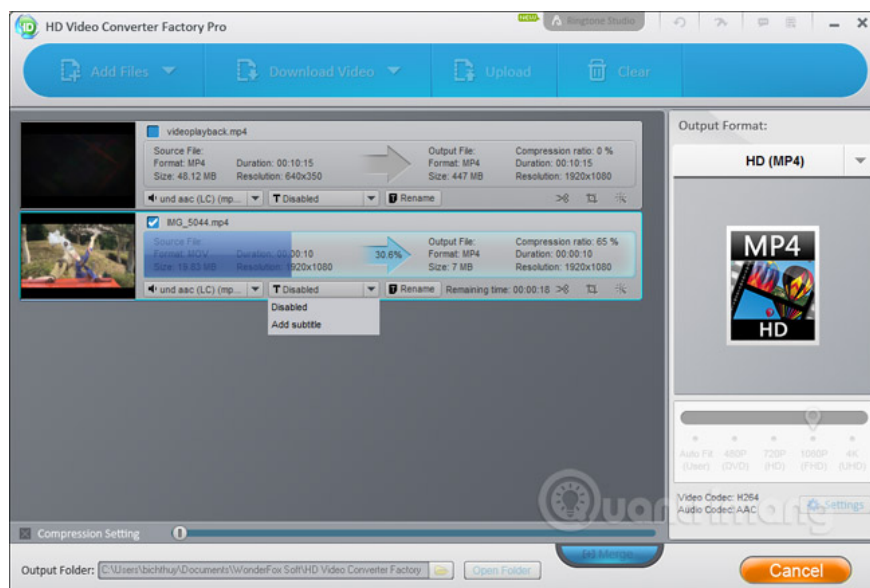
When everything is finished, click **Run** at the bottom right of the window so the software starts converting the video format for you.

Video conversion speed of HD Video Converter Factory Pro

WonderFox claims that their conversion speed is 30 to 50 times faster than usual. The conversion speed of the software is quite good, especially fast when switching from high resolution to low resolution. If you convert from regular video to full HD or Ultra HD video, it will take a little longer.

When converting 323MB video in MP4 format to MKV format, it only takes a few seconds. Some free conversion software may take several minutes to do this.

To convert a 10-second MOV video to Mp4, Full HD (1080p) takes about 3 minutes.



In some other tests:

1. Converting 323MB MP4 to HD (720p) video takes a few seconds.
2. Converting from SD video to Full HD takes about 30-40 minutes, depending on the length of the video.
3. Converting SD video to 4K takes more than 1 hour.

Video quality after conversion is quite impressive.

Conclude

Strengths of HD Video Converter Factory Pro:

1. Simple interface, easy to use.
2. Support multiple formats and multiple devices.
3. There are quite a lot of features of professional video conversion software.
4. Fast video conversion speed.
5. Key buys 1 time and uses it for life.
6. Features compression, video editing and ringtone making.

Weaknesses of HD Video Converter Factory Pro:

1. Convert to Full HD video, Ultra HD is slow.
2. The Upload Video feature is quite difficult to use for general users.

What video conversion software do you often use to convert video formats? Have you used HD Video Converter Factory Pro yet and can you add any comments for this software? Please share with us by commenting below the article.

See more:

1. Use VLC Media Player to convert MKV video format to MP4
2. How to convert online video format with Zamzar
3. Instructions for downloading YouTube videos, mp3 music YouTube does not use software
4. The fastest way to download Facebook videos to your computer without software

You finished reading the article "**Review WonderFox's HD Video Converter Factory Pro video conversion software**" edited by the [TipsMake](#) team. We hope this article has provided you with many useful tech tips and tricks. You can search for similar articles on tips and guides. Thank you for reading and for following us regularly.