

# Review EaseUS Todo Backup and 50% discount link for readers

EaseUS Todo Backup will help you back up your system, back up data, partition or transfer data from your old hard drive to your new hard drive ...

**EaseUS Todo Backup** is a very reliable system backup and recovery software. EaseUS Todo Backup allows users to back up the system and restore the system to its original state with just a few clicks when a problem occurs.

EaseUS Todo Backup will help you recover data and protect it in the most comprehensive way, including complete backup options, backing up your system, partitions, drives or files . Even you You can also backup data on Outlook email or support cloud service backup like Google Drive, OneDrive or Dropbox.

EaseUS Todo Backup will help you recover data from copies quickly in case of deletion, computer problems, system errors, hard drive errors or virus attacks .

To learn how the tools in EaseUS Todo Backup software work, please refer to the following EaseUS Todo Backup software review below.

1. Summary of free driver backup software
2. 11 best DVD and Blu-ray backup software
3. Things to know about backing up your iPhone and iPad

## EaseUS Todo Backup manual

1. Instructions for obtaining EaseUS key Todo Backup Home and how to enter key
2. EaseUS Todo Backup data backup tool and user guide
  1. Backup partition / drive
  2. Back up the system
  3. Data backup
  4. Backup Outlook email
  5. Backup smart data
  6. Move system, partition data to new hard drive
  7. Move the system to a new hard drive
  8. Advanced use tools

# Instructions for obtaining EaseUS key Todo Backup Home and how to enter key

First download the EaseUS Todo Backup installation file and install it on your computer, the software will then ask you to enter the key into the main interface. To get a free license key, please go to the Fanpage of Quantrimang at Fanpage TipsMake.com link below to contact and get the key.

Fanpage TipsMake.com

Once you have obtained the key, enter the License Code section below and click **Activate Now** .

**Note:** After the end of the 100 keys, the reader 101 onwards will receive a 50% discount when buying EaseUS Todo Backup via TipsMake.com at this link.

Activate now ×

	Free	Home
Backup & Recovery speed	Slow	Fast
Outlook email backup & recovery		✓
Transfer system to different PC		✓
Email notification		✓
File exclusion		✓
Event-based schedule backup		✓
Free technical support		✓
		\$29
		<input type="checkbox"/> For Free Lifetime Upgrade ⓘ
		Buy Now

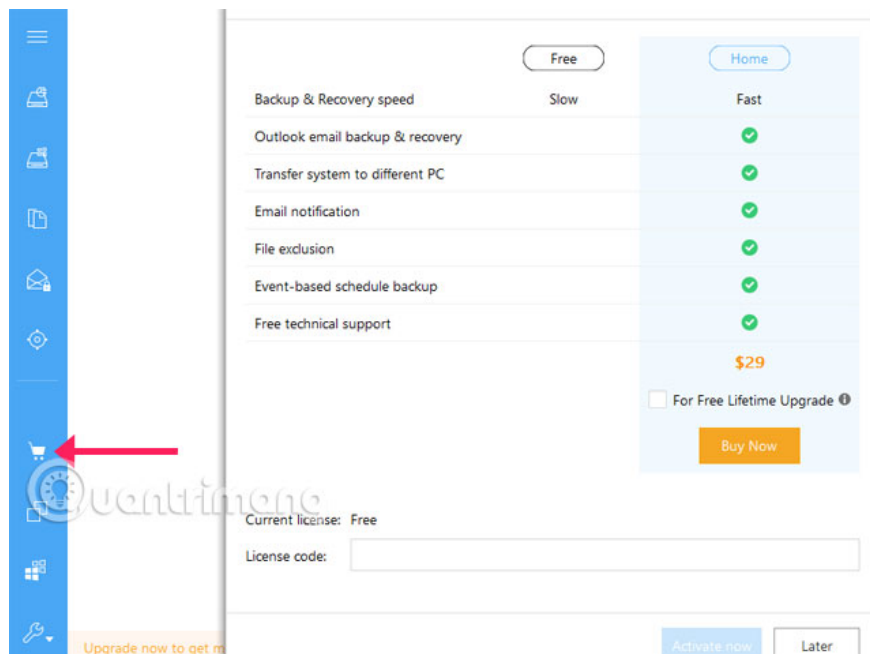
Current license: Free

License code:

Quantrimang

Activate now Later

Or you can click the trolley icon in the tool list of EaseUS Todo Backup to enter the key. After activating the license you will see this icon disappear.

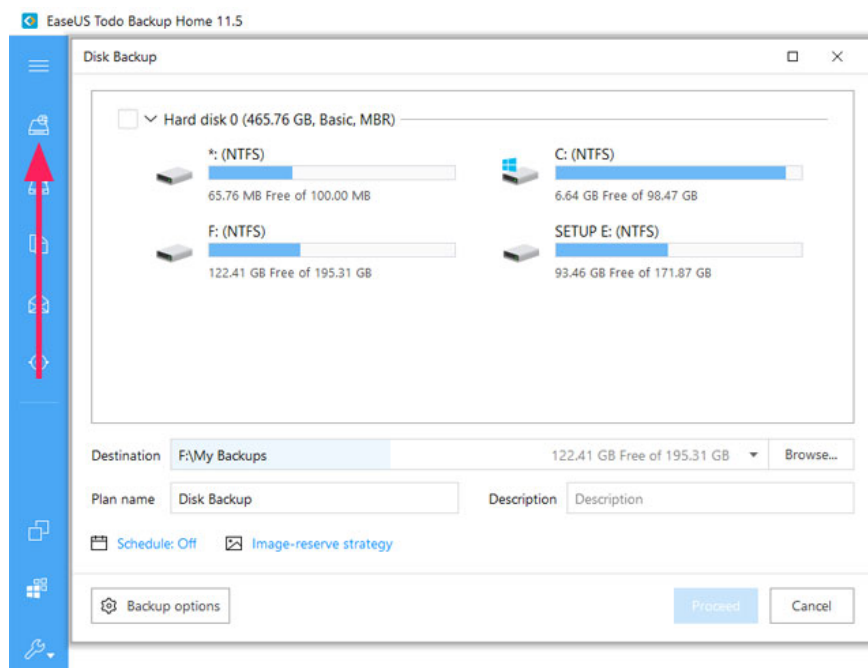


## EaseUS Todo Backup data backup tool and user guide

### Backup partition / drive

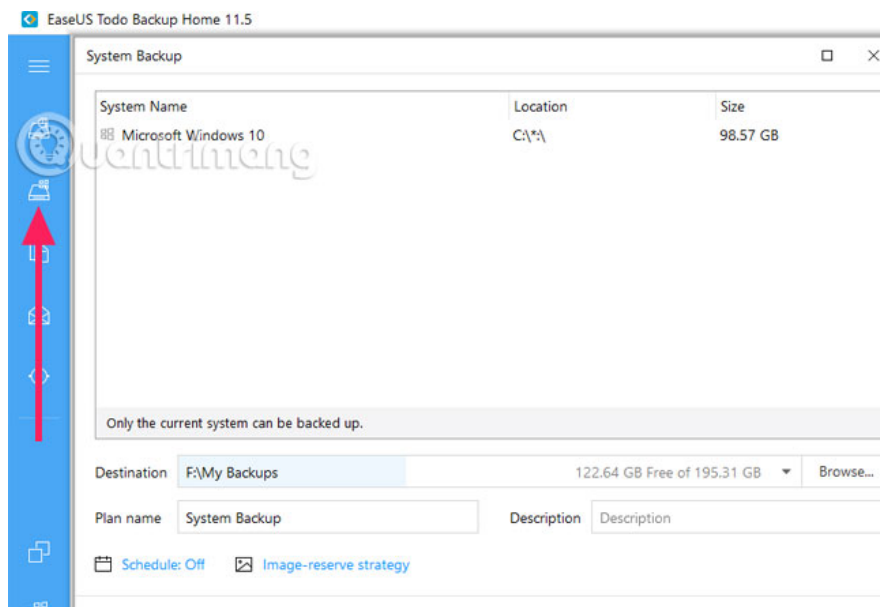
Now we will come to the first tool, which is Disk Backup. This tool will help you back up all the data in the drive or partition you choose.

Just select the drive you want to back up, then select the location to export backup data by clicking **Browse .** to select the drive containing the backup data. If you want to schedule a regular backup, you can select the **Schedule** below to create a data backup schedule for the partition, the drive you want to back up data.



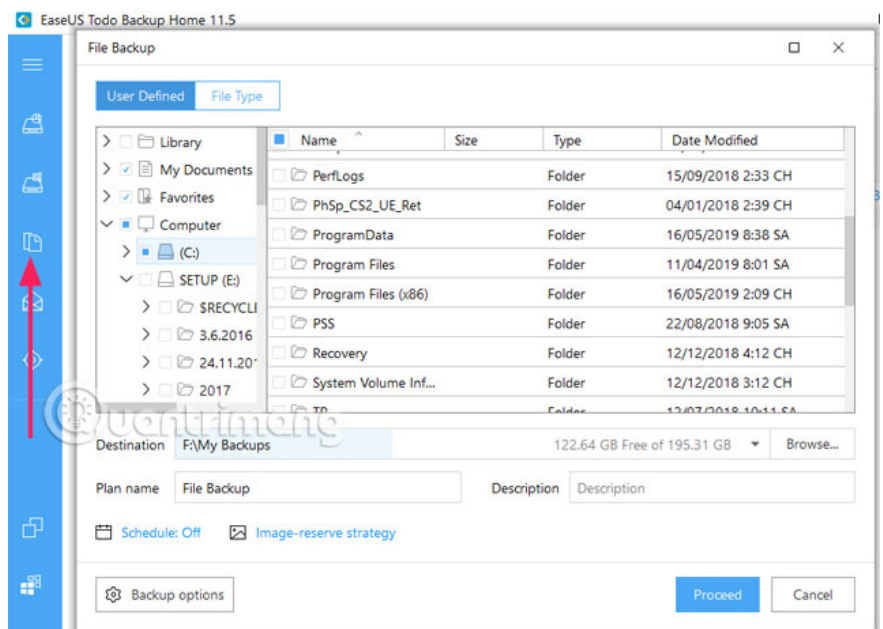
## Back up the system

Next is **System Backup** tool to help you back up data only in the system, ie all data in your Windows system will be saved. Like the backup partition, the drive above. You can select **Browse .** to change the location of the backup and **Schedule** file to create a backup schedule for the system.

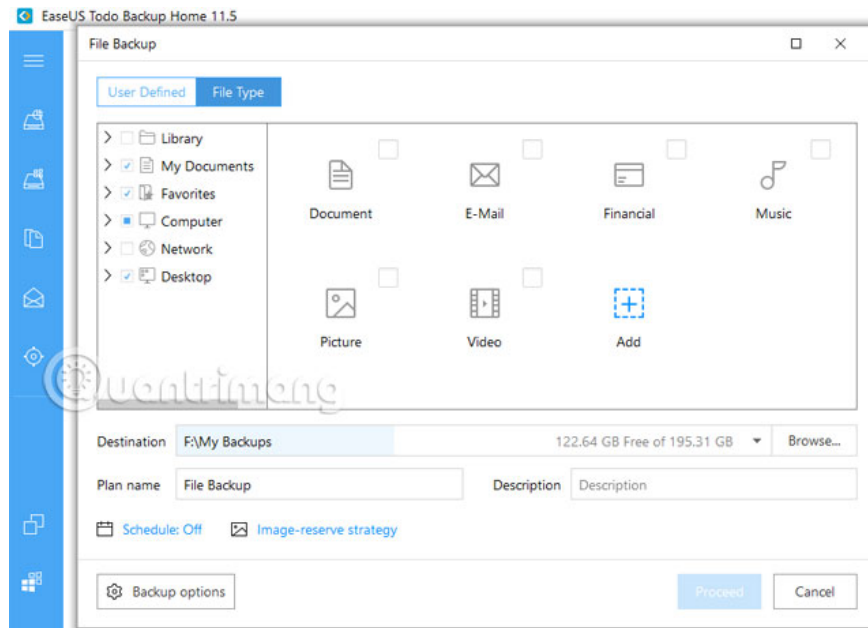


## Data backup

This **File Backup** tool is very popular because you can separately select files and data in each drive and partition for backup. These are folders and files that contain data on the device.



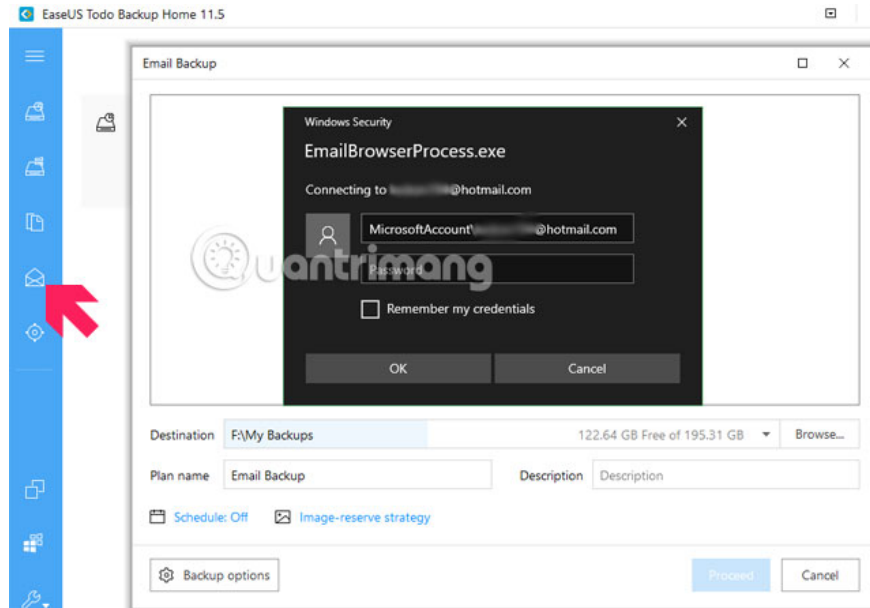
For faster options, you can click **File Type** to convert to the file format you want to store. Data types include, image files, audio, text files, videos, music . If you want to select songs with MP3 extension for backup. Please select **Music** file type> click **Edit** below, then delete all format and just leave **MP3** > then click **Proceed** to perform backup.



## Backup Outlook email

This **Email Backup** tool will help users back up information and data on their Outlook mail. First, you must log into **Hotmail** or your **Outlook** account in EaseUs Todo Backup, then proceed to back up the data and information on the email.

EaseUS Todo Backup will back up all important emails that you have downloaded in Outlook Express or Outlook applications in real time.

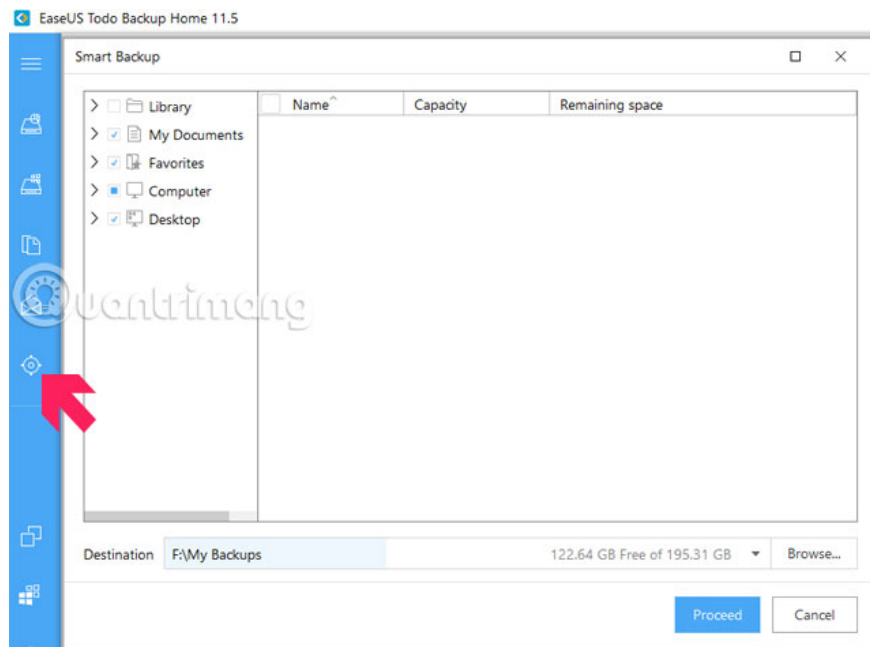


## Backup smart data

Smart Backup, if you look at it, seems to be a very normal data backup tool of EaseUS Todo Backup. But this is the tool that will help users to protect and ensure that the backed up data will be the latest data.

Smart Backup will usually only be used to back up folders or files on your computer. As for partitions, this feature is not feasible because they have large data.

Smart Backup only serves files or folders that you are executing and updating constantly, such as Word or Excel, which are the goals Smart Backup aims for. It will help ensure your work safety.

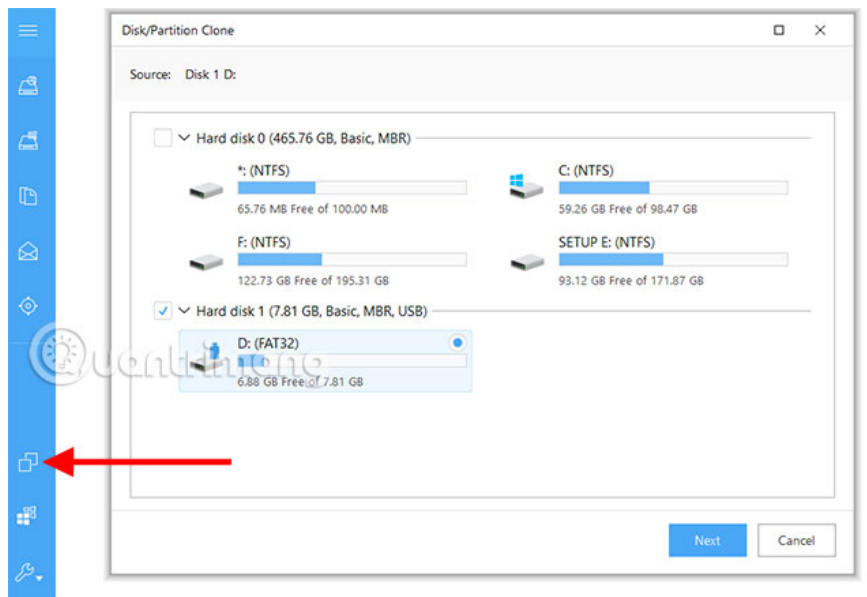


## Move system, partition data to new hard drive

**Clone** , a great tool for those who want to transfer Windows systems or data in partitions or drives to a new hard drive. For example, if you just bought an SSD and want to transfer drive C to it, you'll have to resort to this tool.

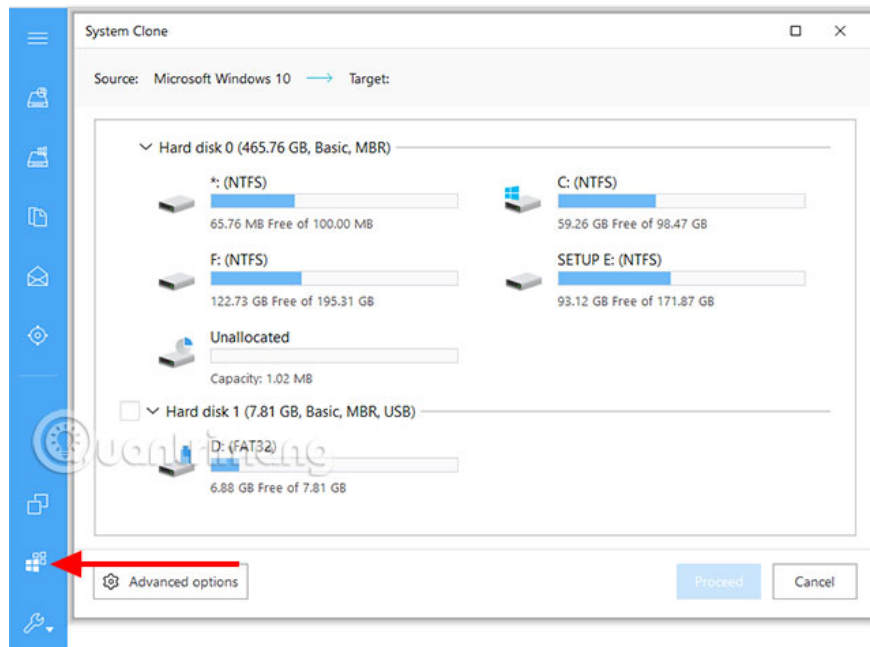
To transfer the system or data in the partition to the new hard drive, connect the new hard drive to the computer to select the drive and the partition> **Next** select **Next** > select the new hard drive partition, if not divided your partition You can click **Edit** to divide the drive.

By default, EaseUS Todo Backup will format and create a new partition with the same data and capacity as the partition you selected for Clone. Finally click **OK** to proceed with the selected partition Clone.



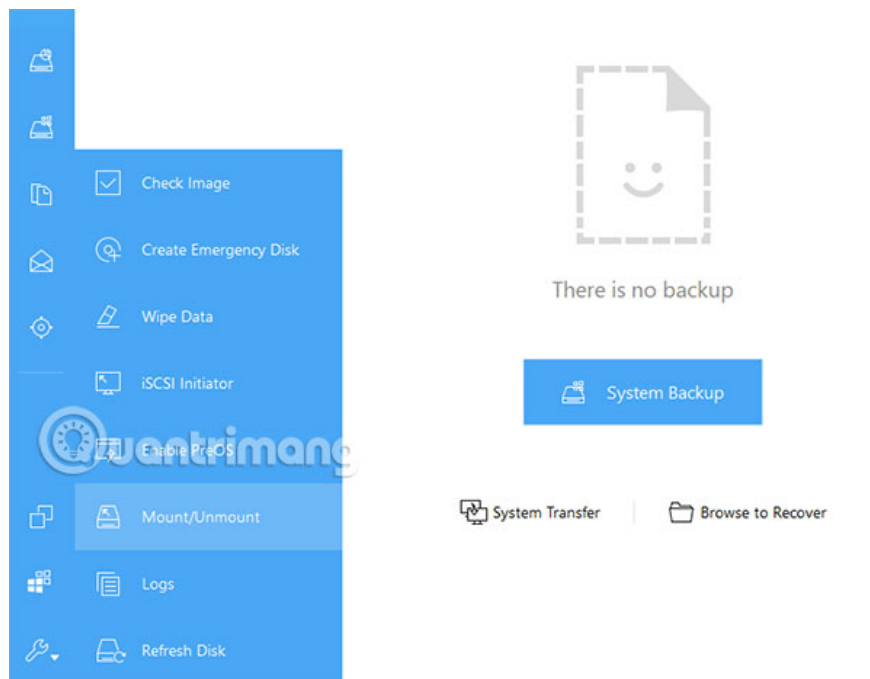
## Move the system to a new hard drive

Just like Clone, System Clone only allows users to back up their system to a new hard drive. In addition, users also have options in the Advanced Options button below such as Optimizing SSD, creating a USB Drive window



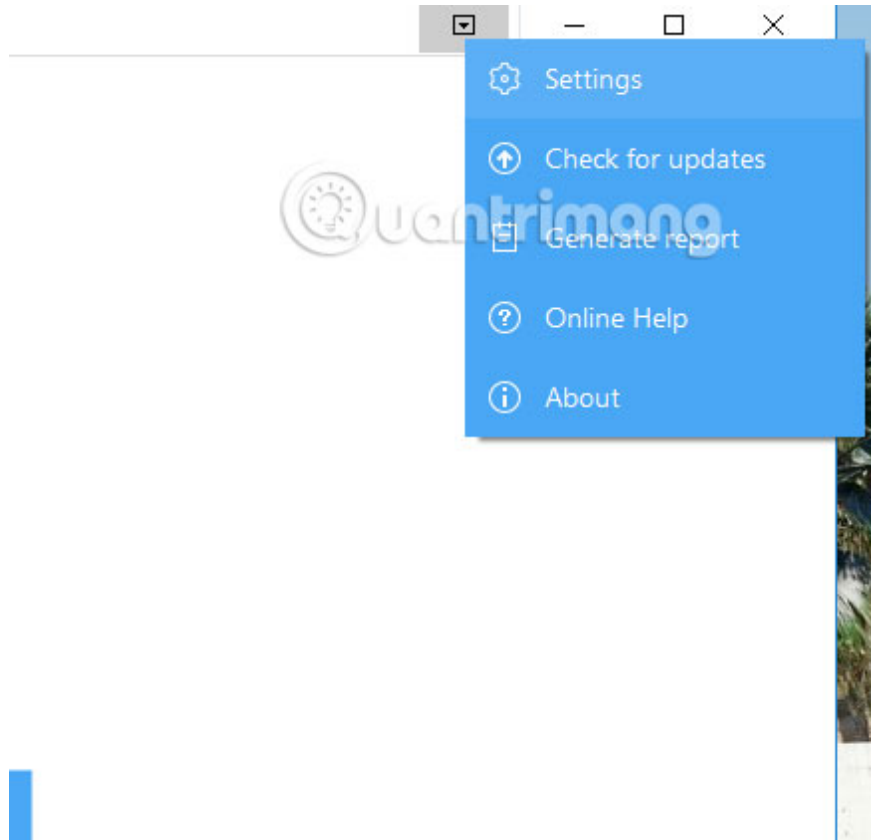
## Advanced use tools

Finally in the tool list is the extension with tools like: Check the backed up data, Create an emergency disk, Delete data, Mount or Unmount data file, see backup log .



## Other functions

Above the nearly three window function keys is a drop-down menu icon. This menu will include the main Installation section of EaseUS Todo Backup, check for updates, feedback, online help and information about the version in use.



Overall, EaseUS Todo Backup is a tool that will help users to protect their data, avoiding unnecessary data loss.

With data backup features, partition backup, drives on EaseUS Todo Backup. You have complete peace of mind when you want to back up data on your computer, laptop or transfer data to a new hard drive with just a few simple steps.

The biggest disadvantage of this software is that it does not yet support Vietnamese, so it will be difficult to use for users who are not familiar with the English interface.

Hopefully with the above Easyus Todo Backup application manual, you will backup your computer data easily and quickly.

You finished reading the article "**Review EaseUS Todo Backup and 50% discount link for readers**" edited by the [TipsMake](#) team. We hope this article has provided you with many useful tech tips and tricks. You can search for similar articles on tips and guides. Thank you for reading and for following us regularly.