

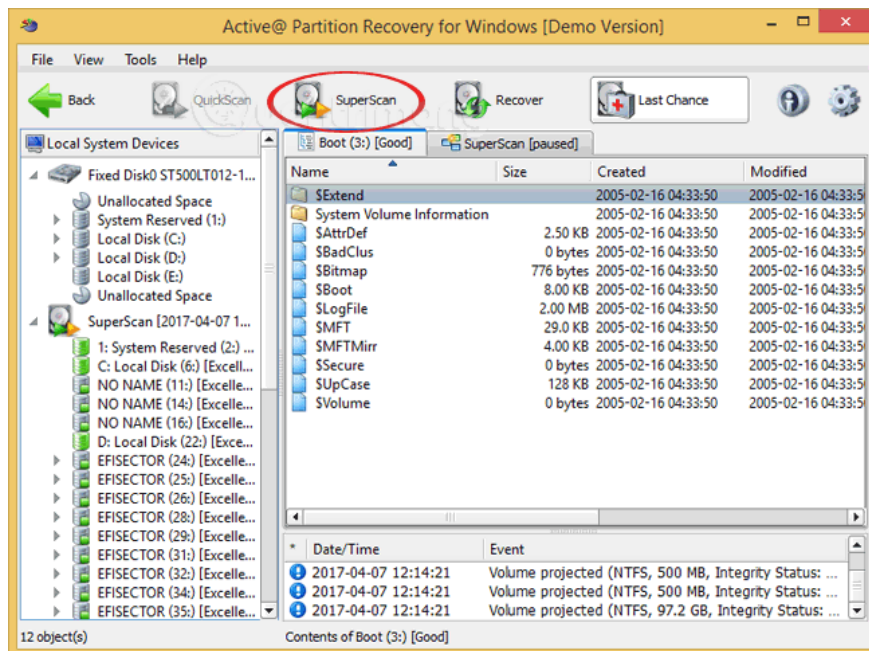
Restore deleted drive partitions with Active Partition Recovery

Recover data from partitions deleted by viruses, because missed hands often take a lot of time and effort. If you don't find the right tool you may lose data forever.

Recover data from partitions deleted by viruses, because missed hands often take a lot of time and effort. If you don't find the right tool you may lose data forever.

The situation is more frequent than when reinstalling Win or using Hiren's Boot, if you delete the data on the hard drive, merge 2 drives into one. Normal data recovery software will either fail to recover or only retrieve part of the data. In this case how should you do?

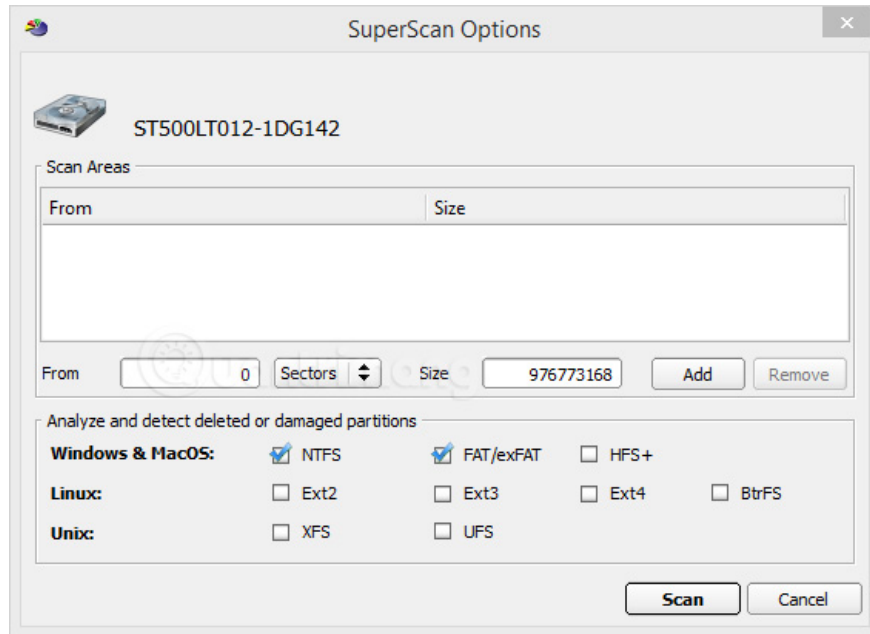
After installing Win or merging 2 drives into 1 and then entering the newly discovered Win, first try to **minimize copying new data onto the hard drive**, to avoid being overwritten with the old data. Next, use a dedicated tool to restore hard drive partition is Active Partition Recovery. In addition, you can refer to EaseUS usage Partition Maste, which is also a tool to recover lost data after re-dividing the hard drive.



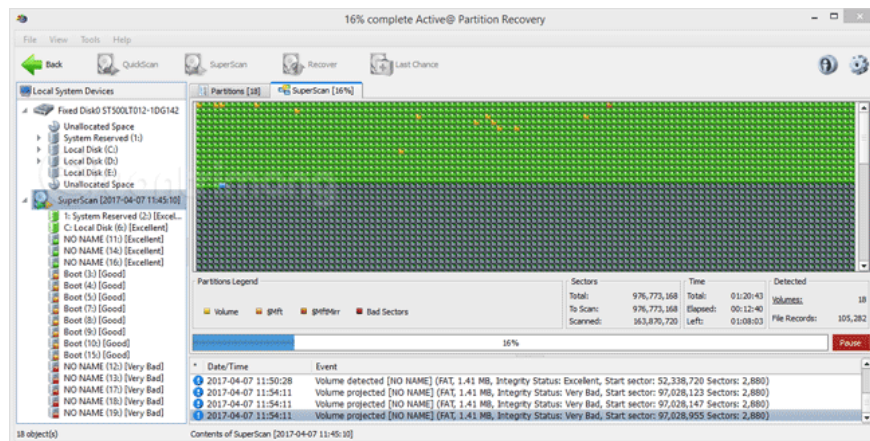
How to use Active Partition Recovery is as follows:

1. Download Active Partition Recovery, install according to the instructions on the screen (quite safe, do not detect any suspicious problems during the installation process, please rest assured Next)

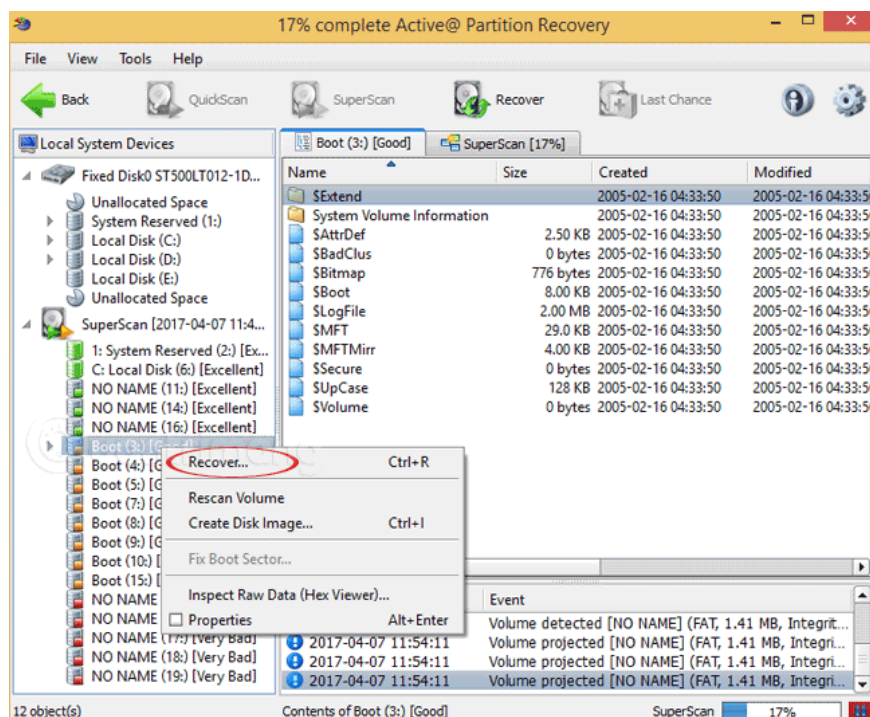
2. On the main interface select SuperScan to scan partitions on the computer.



1. Wait,.



1. After scanning, the application will list the partitions, you want to restore the guy then right-click on it, select Recover .



A 200 GB drive takes about a day to recover, depending on what data is on the computer, if it is text or photos, the recovery rate is quite high, almost 100%, if it is a movie or file a few GB large the rate is only about 90%.

The version of Active Partition Recovery you downloaded is only a Demo, it will not recover the scanned files. You need to use the copyrighted version (search online) or purchase the software.

Wish you get back the data you need.

You finished reading the article "**Restore deleted drive partitions with Active Partition Recovery**" edited by the [TipsMake](#) team. We hope this article has provided you with many useful tech tips and tricks. You can search for similar articles on tips and guides. Thank you for reading and for following us regularly.