

Restart Chrome with a single, quick click.


You want to restart Chrome to install extensions or to make Chrome run more smoothly. But you don't want to manually close Chrome and then reopen it the usual way, so try restarting Chrome with just one click.

Google Chrome has a rather interesting feature that allows users to perform various actions with the browser by typing **chrome://content** into the address bar. If you didn't know, you can quickly **restart the Google Chrome browser by typing chrome://restart** into the address bar and pressing Enter.



Restart Chrome with a single, quick click.

1. Restart Chrome with a single, quick click on your computer.

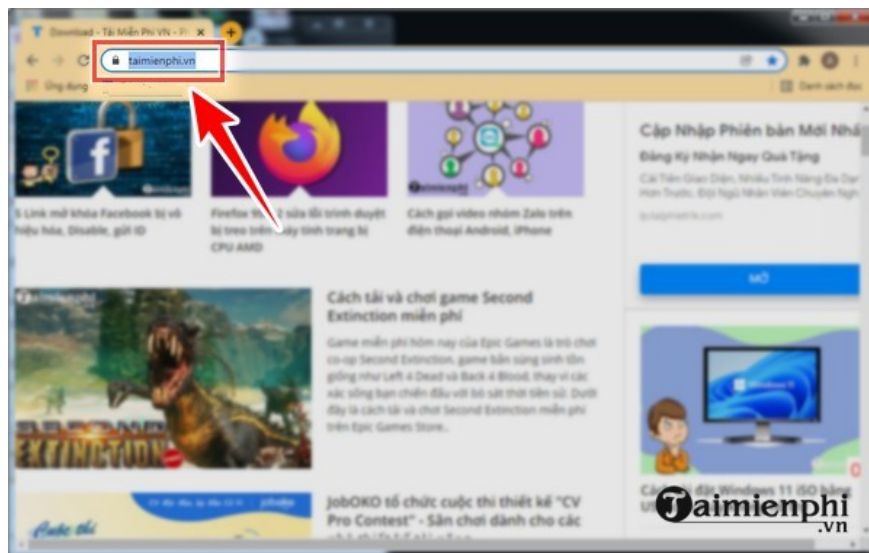


Type " **chrome://restart** " into the search bar and press Enter. Your Chrome will restart immediately. If typing the address above takes more time than the usual Chrome restart method, turn the address into a bookmark so you can click on it and restart Chrome quickly.

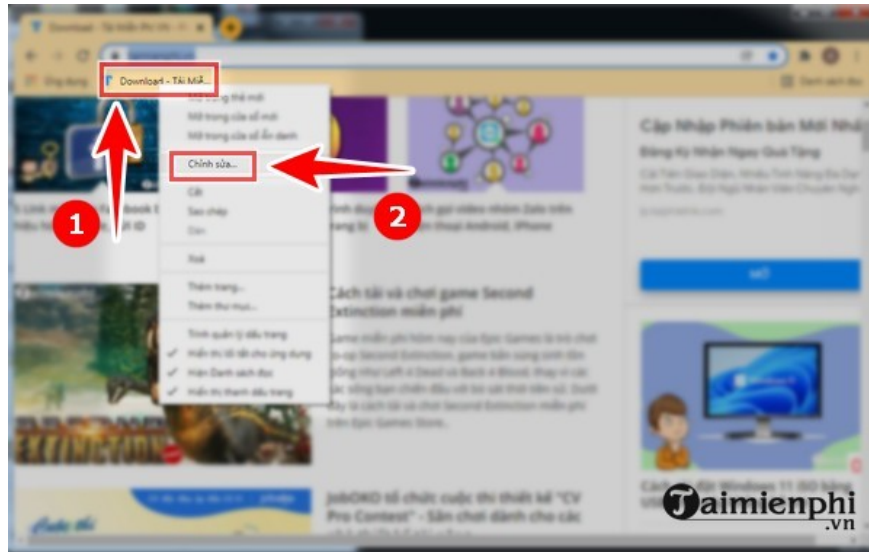
1.1. Restart Chrome with just one click.

Note: You need to display the bookmark bar in your Chrome browser. If you don't see it, press **Ctrl+Shift+B** to display it.

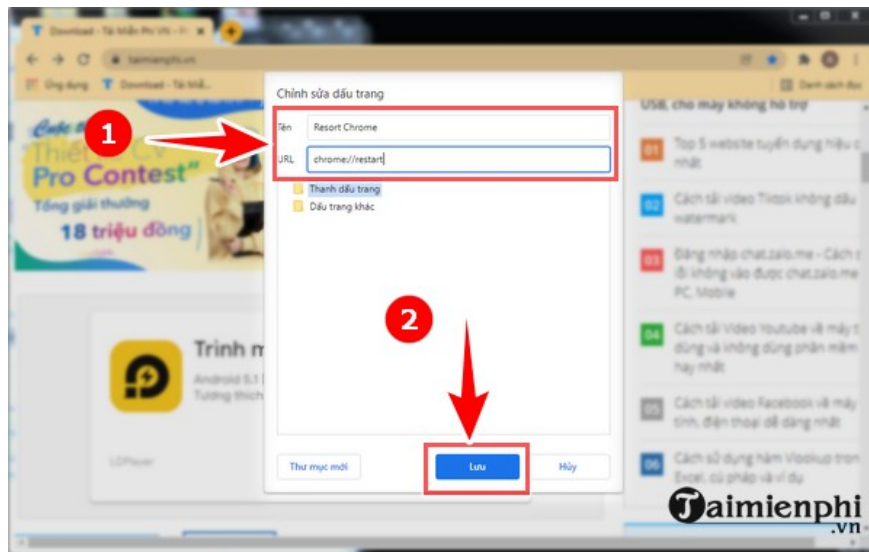
Step 1: Access any website. Drag the website's icon (to the left of the web address) to the bookmark bar in your Chrome browser.



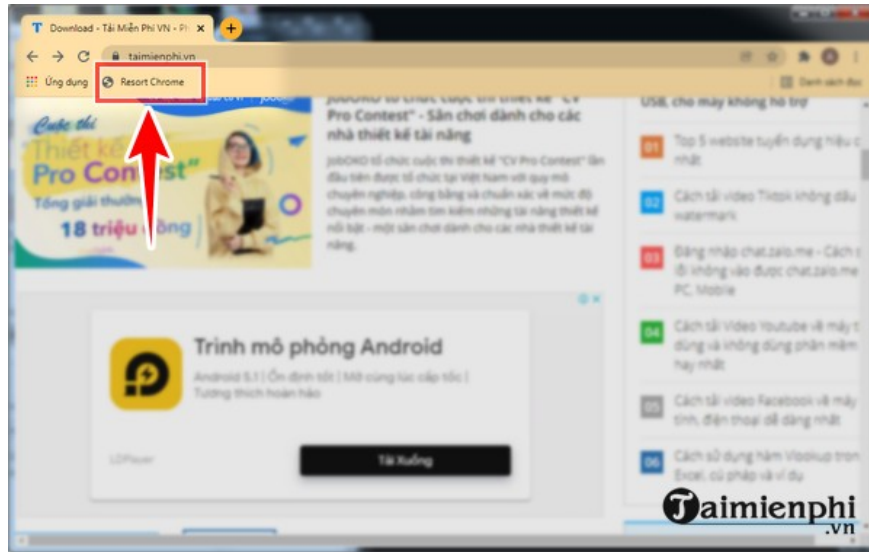
Step 2: Right-click on the bookmark you just created and select " **Edit** " from the menu that appears.



Step 3: In the Edit Bookmark dialog box, you can rename the bookmark to "Restart Chrome" in the Name field and change the URL to **chrome://restart** . Then click " Save " to save the changes.



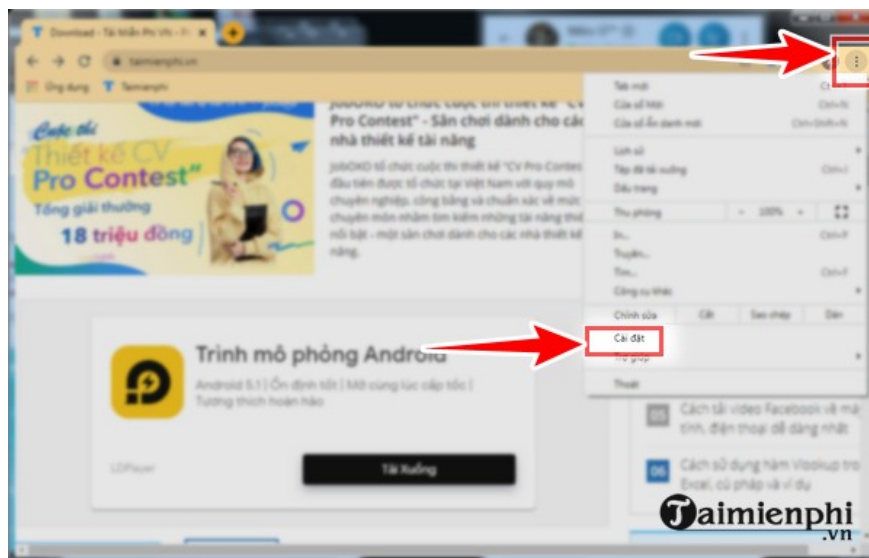
Step 4: After saving, you can click on that bookmark to restart Chrome immediately.



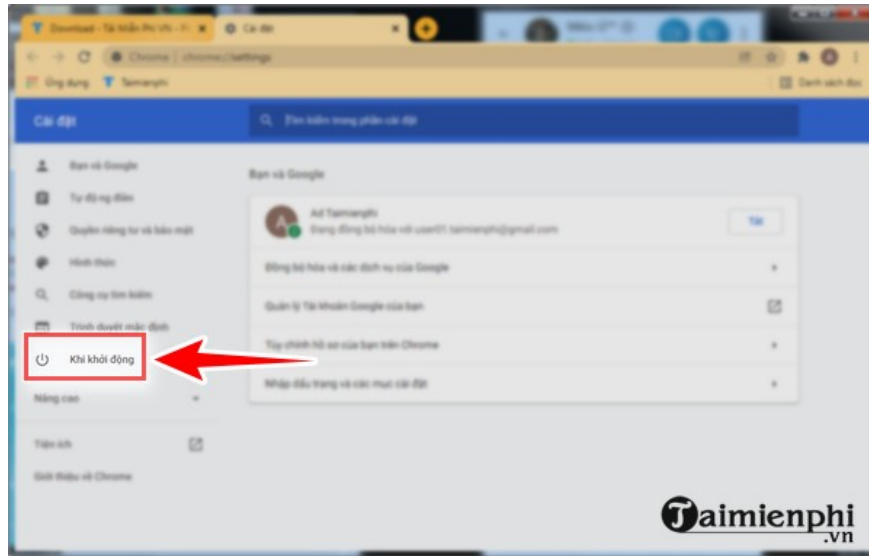
Note : For the typical Chrome restart you usually perform, if you want to keep your open tabs after the restart, you need to configure the settings as follows to ensure you don't lose any tabs.

1.2. How to restart Chrome without losing open tabs

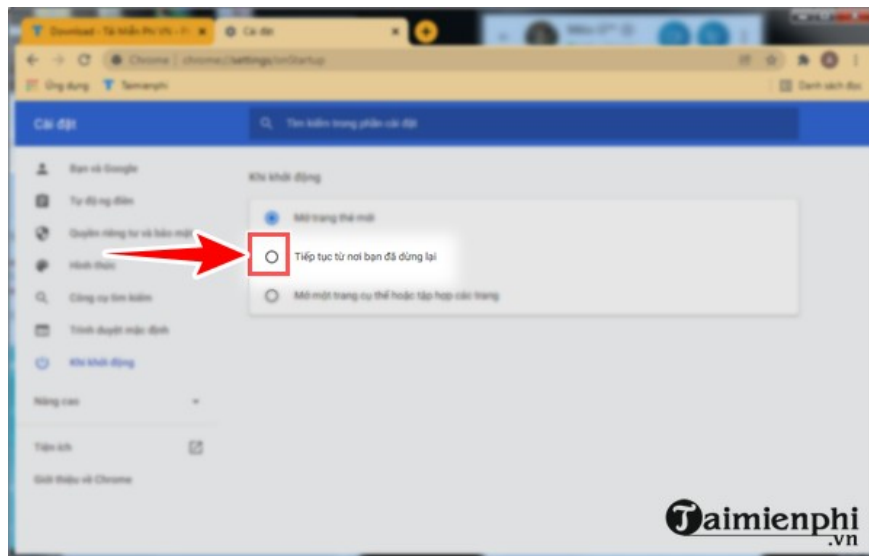
Step 1 : On Chrome, click **the three dots** in the upper right corner and then click "**Settings**".



Step 2 : The settings interface will appear. On the left, click "**When starting up**".



Step 3 : Click the " **Continue where you left off** " box to keep the tab open when Chrome restarts.



2. Resort Chrome on your phone

Resetting Chrome on Android and iOS phones is similar to restarting Chrome on a computer; you just need to turn Chrome off and then back on.

After restarting Chrome on your computer, it will retain your previously open tabs, even if you haven't enabled tab saving. Setting up bookmarks makes restarting Chrome incredibly simple and fast. You no longer need to manually close and reopen Chrome. Just follow the steps TipsMake has just introduced, and you can restart Chrome with just one click.

In addition, you can also apply the above trick to C?c C?c using a similar method. For Firefox and Edge browsers, TipsMake will send you an article soon about useful features available on Firefox and Edge.

You finished reading the article "**Restart Chrome with a single, quick click.**" edited by the [TipsMake](#) team. We hope this article has provided you with many useful tech tips and tricks. You can search for similar articles on tips and guides. Thank you for reading and for following us regularly.
