

Repeat Youtube - How to automatically replay Videos on Youtube

Repeat Youtube - How to automatically replay Videos on Youtube. You are listening to a good MV on Youtube but at the end of the video, YouTube switches to a new video or stops playing, you have to adjust to listen to the song again. But okay, I will guide you

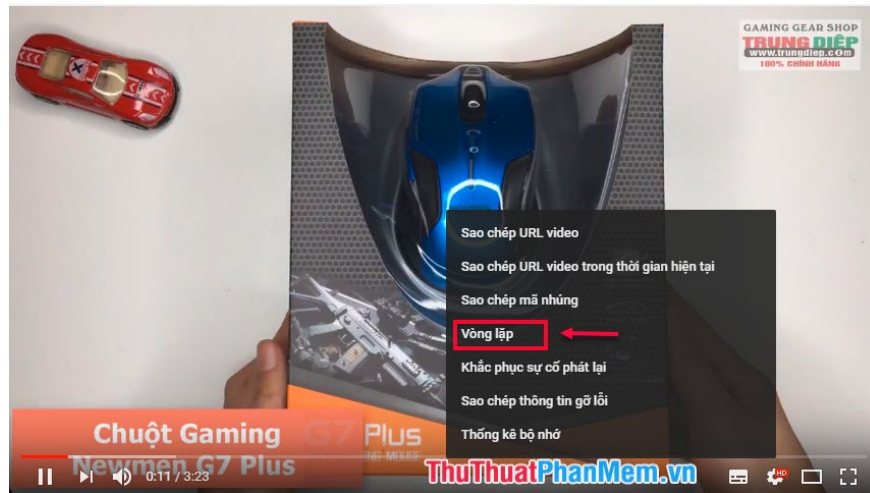


You are listening to a good MV on Youtube but at the end of the video, YouTube switches to a new video or stops playing, you have to adjust to listen to the song again. But okay, I'll show you a few tricks to make YouTube videos automatically repeat without having to manually adjust them!

Method 1: Use the Loop feature on Youtube

In Youtube has integrated Loop feature to allow users to repeat their favorite videos. However, this feature is not available on the Youtube toolbar, which you must enable by the following:

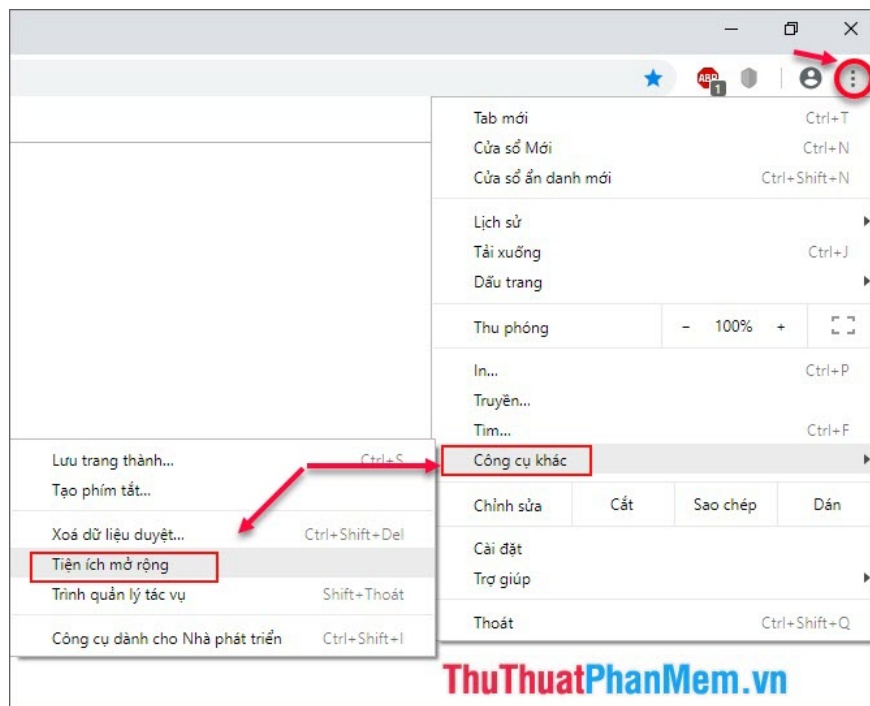
Right-click on the video currently playing -> select **Loop**



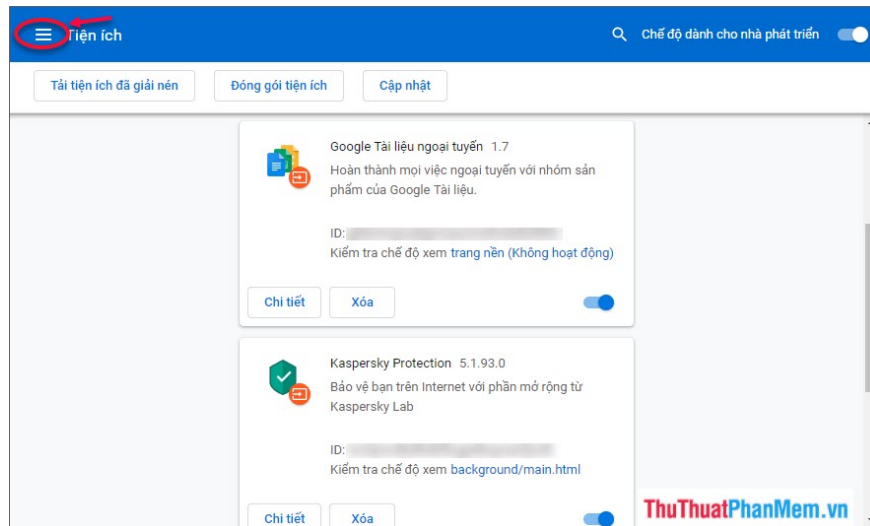
Method 2: Install the Looper for Youtube utility

With the installation of Extensions, it not only helps you repeat the whole song but also can help you optionally repeat 1 clip in that clip. This method is suitable for those who listen to the clips they like best in both long clips or learning foreign languages ??via video.

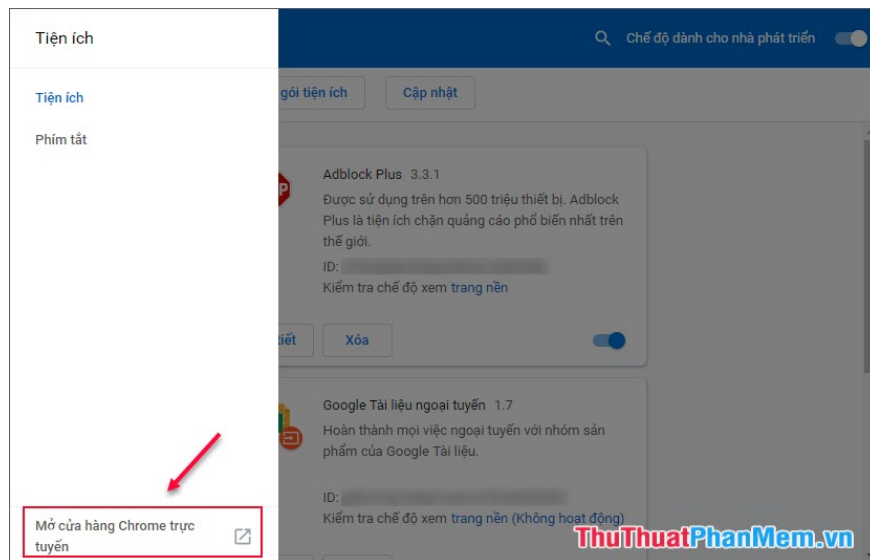
Step 1: Open Google Chrome, click on the 3 dots in the right corner of the screen to open the **Customize** panel - > **Other Tools** -> **Extensions**



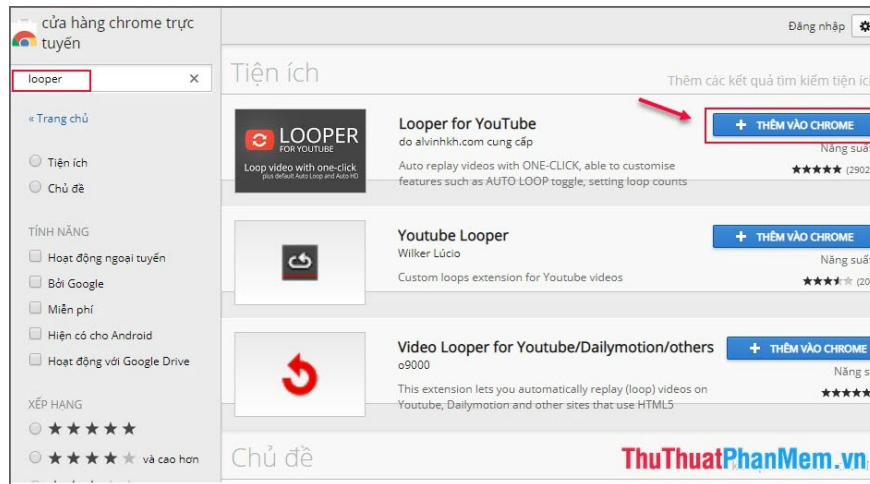
Step 2: The Utility dialog box opens, click on the icon with 3 dashes in the left corner of the screen.



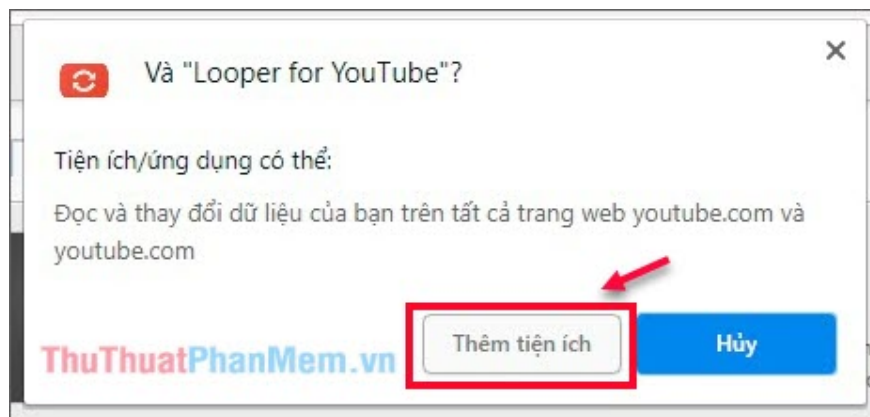
Click **Open Chrome Web Store**.



Step 3: After opening the Chrome Store, a search with the keyword 'looper' will show results. Select the first extension with the most installs, then **Add to Chrome** as shown.



Step 4: Click on Add Gadget and you're done.



Instructions for using Looper for Youtube:

You notice the title bar of the video will appear more LOOP section, which is the symbol of the **Looper for Youtube** utility .

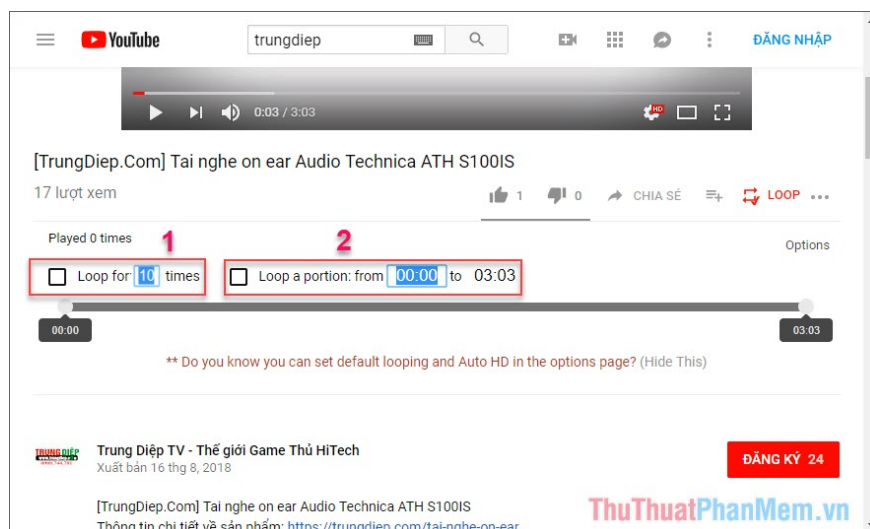
Before installing **Looper for Youtube**



After installation, the **LOOP** icon will be added



When you click on the **LOOP** will appear options panel as shown below:



Item (1): Here, you can customize the number of video repeats by entering the number in the **Loop for** box :

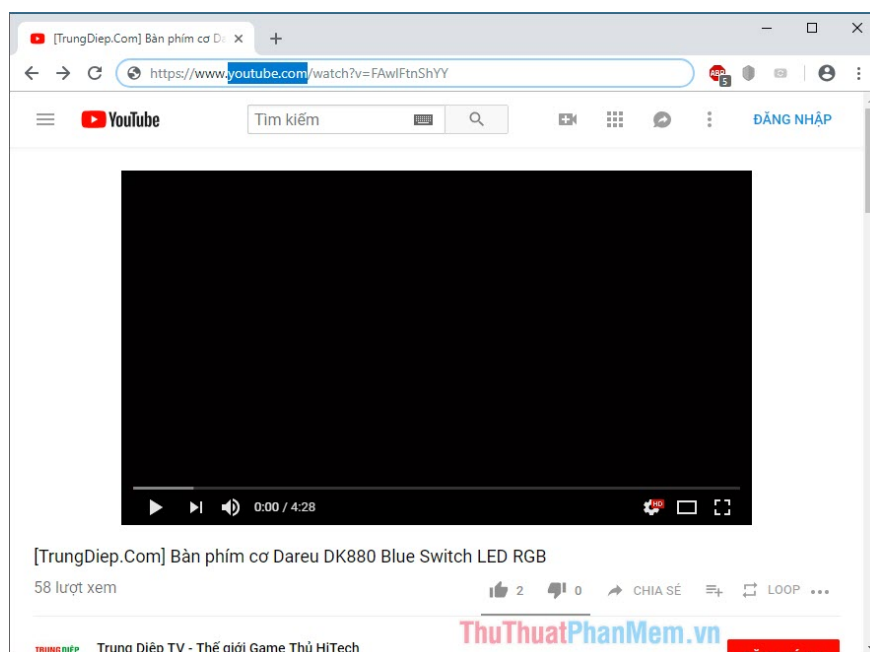
Item (2): This option allows you to repeat a video by entering the number of minutes (seconds) in the **Loop a portion** box:

from (video start point) - **to** (video end point)

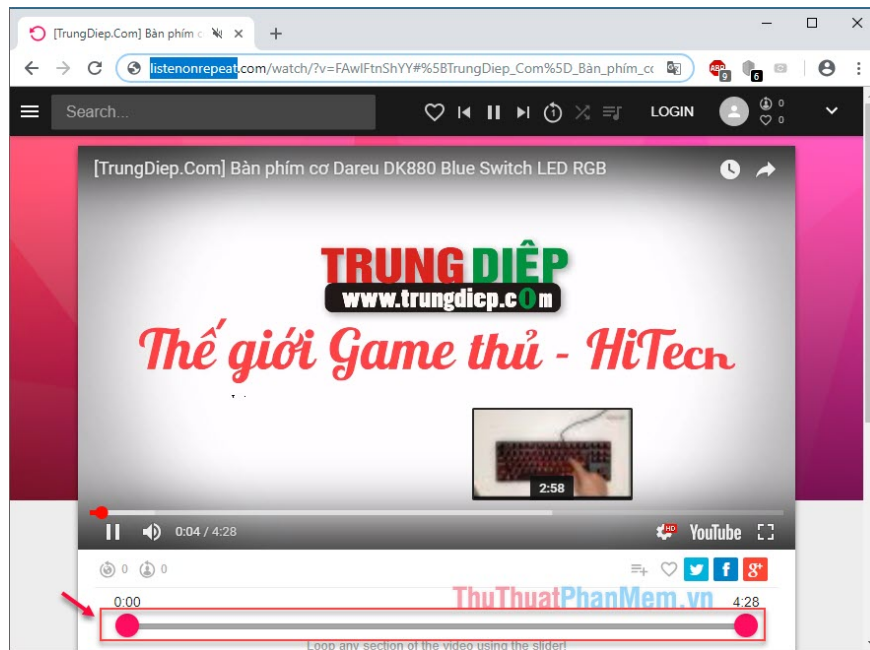
Method 3: Use intermediary website

You proceed to change the address by changing the word ' **youtube** ' to ' **listenonrepeat** ' Example: **youtube.com/watch** -> **listenonrepeat.com/watch**

Normal Youtube interface



Interface when changing to **listenonrepeat**



So the video will automatically repeat on this website. In addition, this site also helps you customize a loop like **Looper for youtube** utility .

summary

Here are a few of my reviews of the three ways above:

- The advantage of method 1 is that there is no need to install any utility or go through an intermediary website, but the way 1 does not have the option of repeating a video like how 2 and 3.
- With way 2 helps you to repeat the video in the most convenient, customizable way on the site, but the downside is that some browsers do not support this utility.
- Method 3 is a bit of a hassle because you have to change the address of the Website but it can be done on all browsers without installing additional utilities and still have the same features as using extensions.

I have presented three simple ways that you can play back the video in the simplest way and its advantages and disadvantages. Please choose the most appropriate and convenient way for me. Good luck!

You finished reading the article "**Repeat Youtube - How to automatically replay Videos on Youtube**" edited by the [TipsMake](#) team. We hope this article has provided you with many useful tech tips and tricks. You can search for similar articles on tips and guides. Thank you for reading and for following us regularly.