

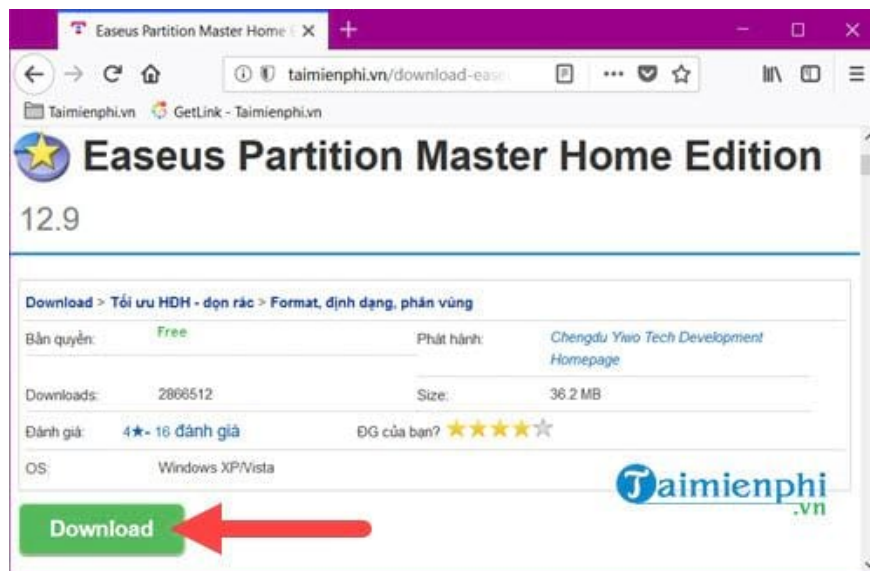
Repartitioning your hard drive using EaseUS Partition Master will not result in data loss.

Improperly partitioned hard drives can slow down your system and result in suboptimal storage capacity. EaseUS Partition Master is a powerful tool that makes repartitioning easy and data-free. You can expand, shrink, or merge partitions with just a few simple steps.

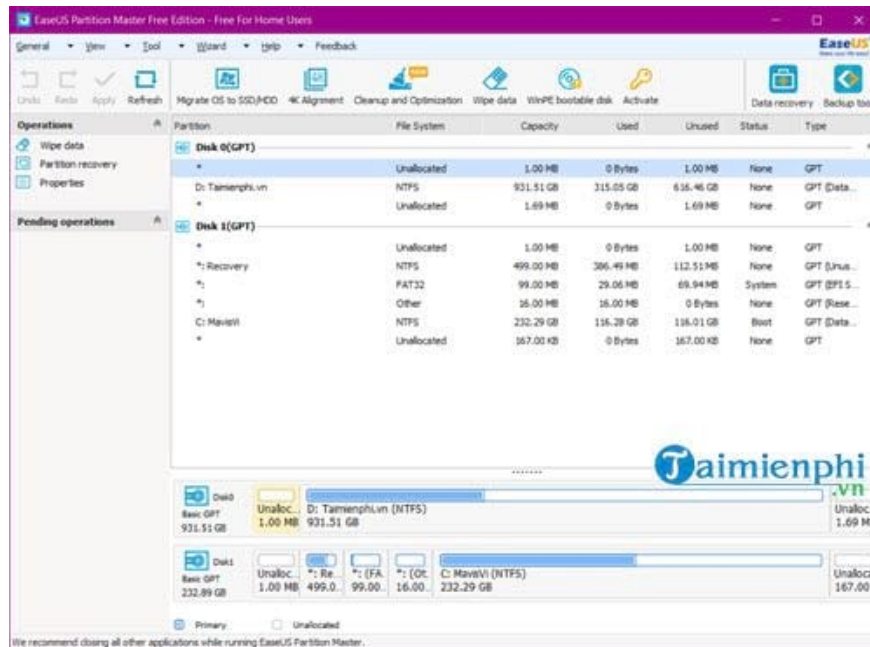
Let's explore with Free Download how to optimize your hard drive space by repartitioning your drive with EaseUS Partition Master without losing your important data.

Instructions on how to repartition your hard drive without losing data.

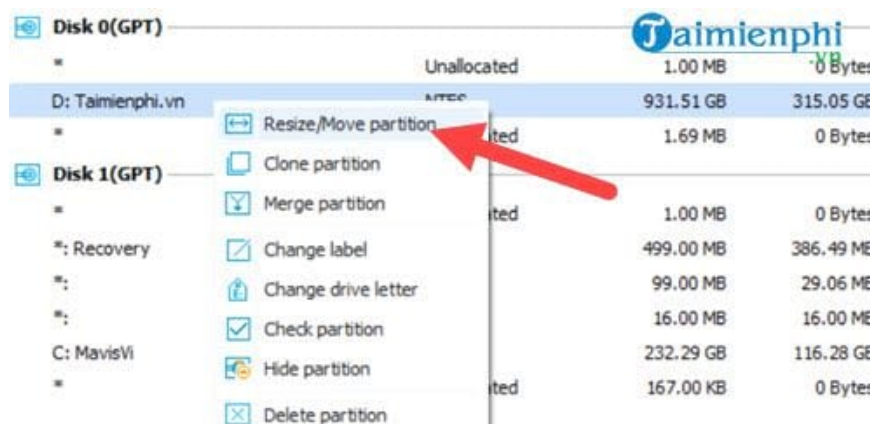
Step 1: Download EaseUS Partition Master to your computer.



Step 2: Open the software.



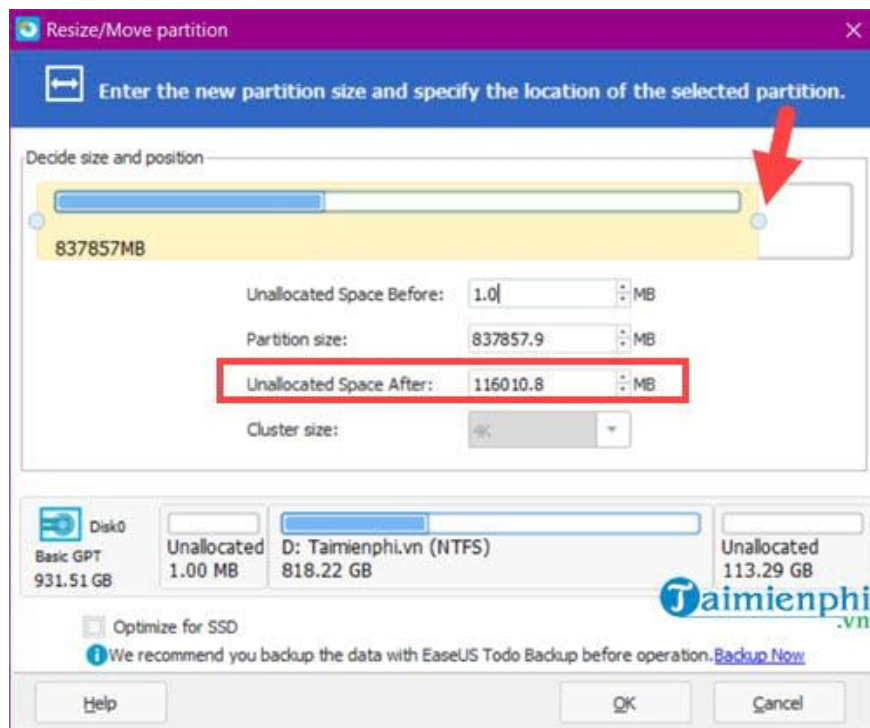
Step 3: Select the drive you want to partition, then right-click and choose **Resize/Move partition** .



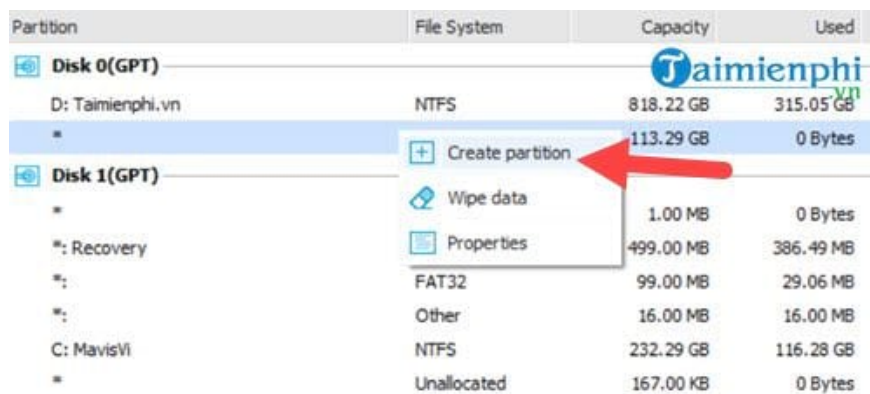
Step 4: There are two parts to pay attention to here.

- First, the **Partition Size** section shows the total current drive capacity, including used and unused space (the blue section represents used space). Next, **the Unallocated Space After section** specifies how many MB you want to divide the drive into.

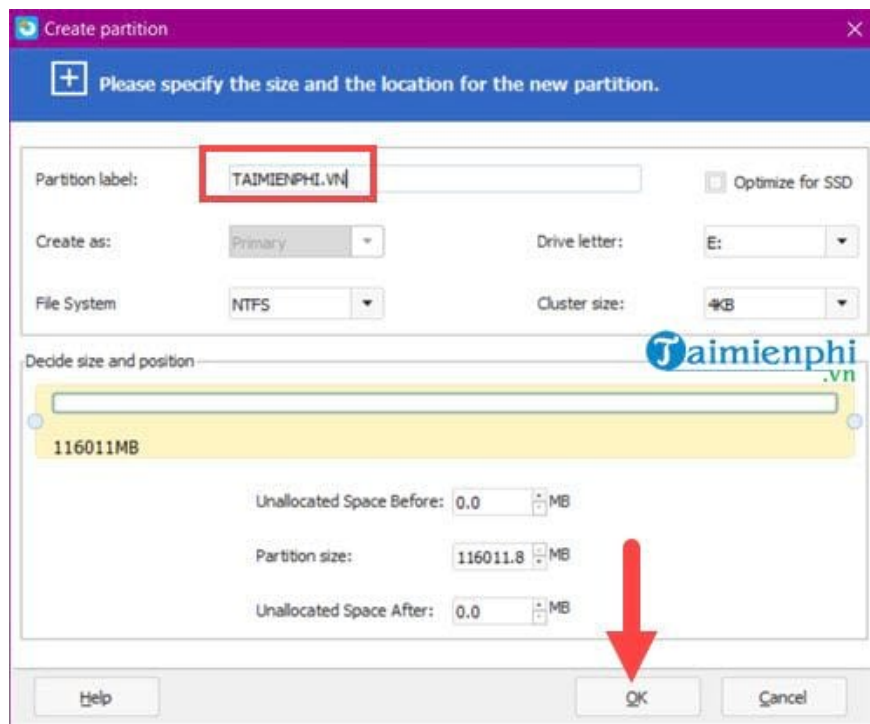
- Besides changing the numbers to partition the drive, we can also directly drag the slider at the top to change the capacity. And of course, when you drag it, the numbers at the bottom will change accordingly.



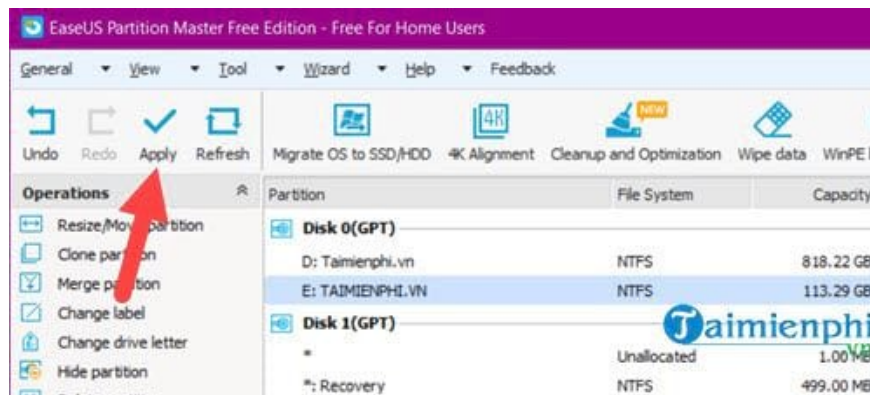
Step 5: After creating the temporary partition, right-click on the new partition and select " **Create partition**" .



Step 6: Here you just need to enter the drive letter, assign the drive letter E or any character you want, and then click **OK** .



Step 7: Finally, double-check to ensure there are no drive errors or that the partitioning is correct. If everything seems fine, click Apply to allow the system to run automatically.



After this step, you will see a hard drive appear, and that completes the process.

Repertitioning your hard drive with EaseUS Partition Master helps you quickly optimize your hard drive space without losing data. Additionally, this software supports easily expanding, shrinking, and merging partitions on Windows 10, 8, and 7.

You finished reading the article "**Repertitioning your hard drive using EaseUS Partition Master will not result in data loss.**" edited by the [TipsMake](#) team. We hope this article has provided you with many useful tech tips and tricks. You can search for similar articles on tips and guides. Thank you for reading and for following us regularly.