

Remove YouTube Bookmark from Firefox, Chrome, C?c C?c, and IE browsers.

YouTubeBookmark is an add-on available on Firefox, Chrome, C?c C?c, and IE. Its function is to allow you to bookmark your favorite YouTube videos for later viewing, but it can be quite annoying for users. So, do you know how to remove it?

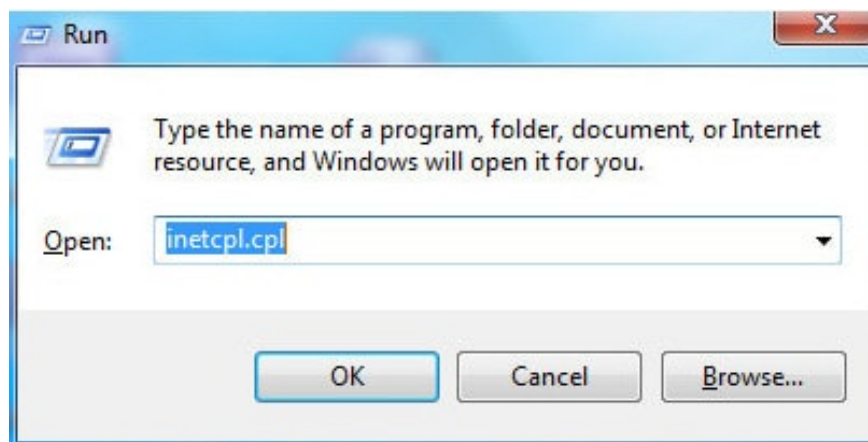
YouTube Bookmarks offer many useful features for frequent YouTube viewers, but they also cause quite a few problems and inconveniences. In principle, to remove YouTube Bookmarks from web browsers like Firefox, Chrome, C?c C?c, and IE, you simply need to reset your browser . Here are the steps to do so; follow along to learn how.

Remove YoutubeBookmark

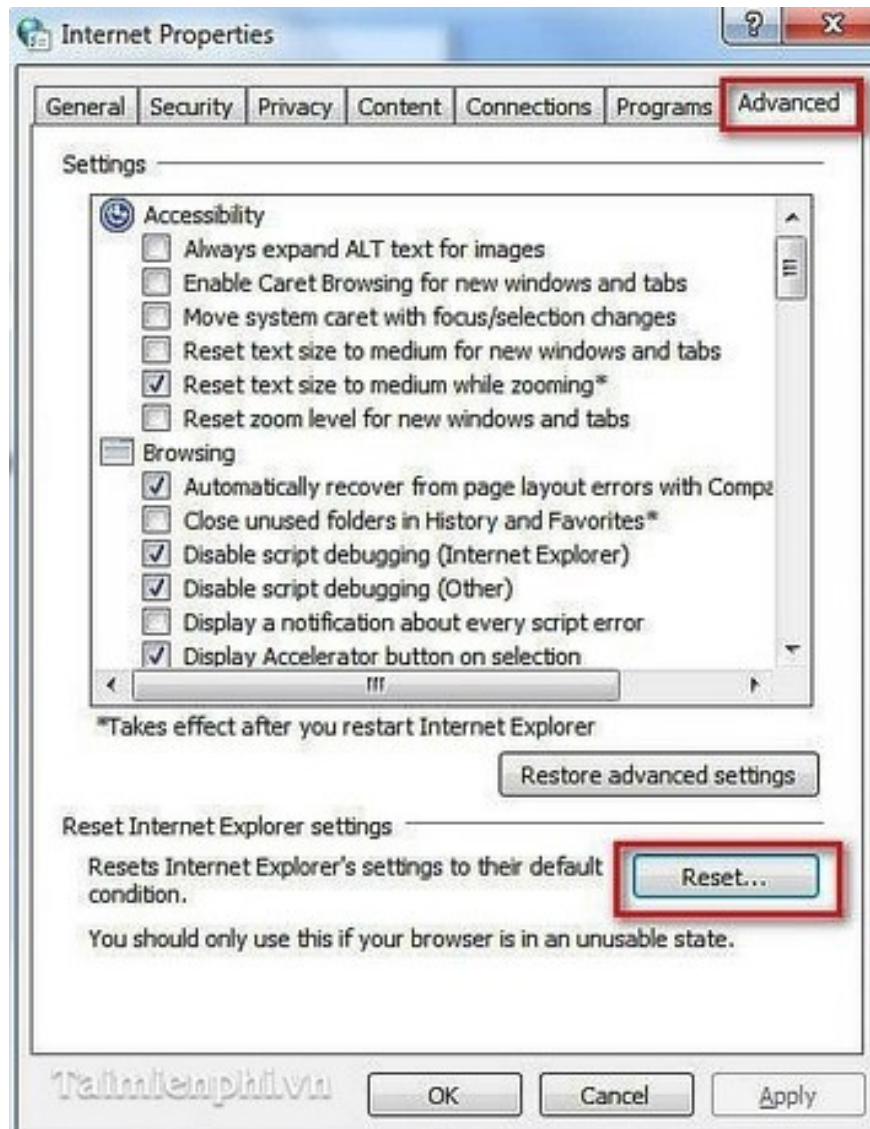
Instructions on how to remove YouTube bookmarks on Firefox, Chrome, C?c C?c, and IE.

1. For IE

First, press the **Win + R** key combination (Windows key and R key), then type **inetcpl.cpl** and **press Enter**.



A new window will appear; select the **Advanced** tab, and under **Reset Internet Explorer settings**, click **Reset**.

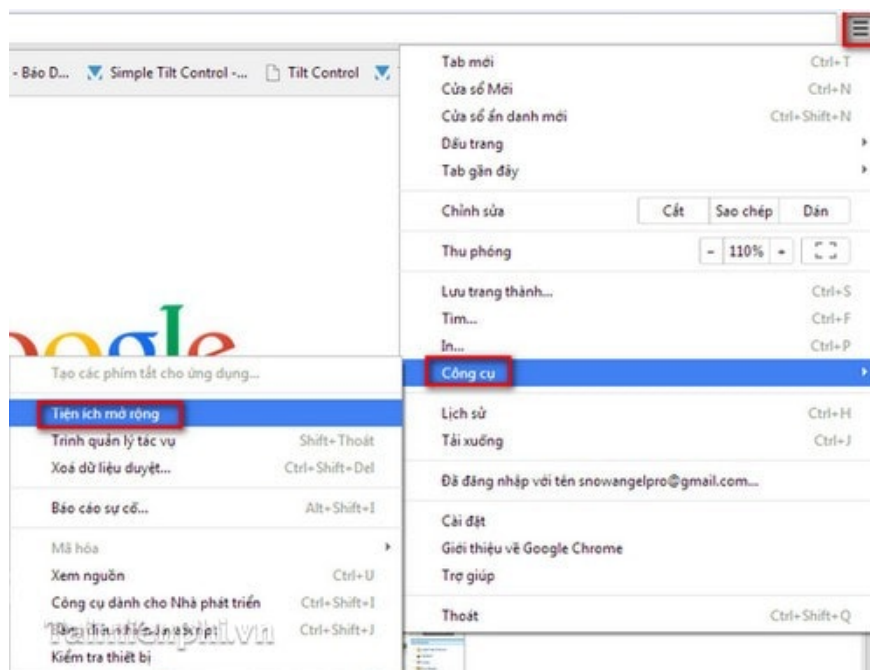


Next, click on **Delete personal settings** , then press **Reset** and restart IE.

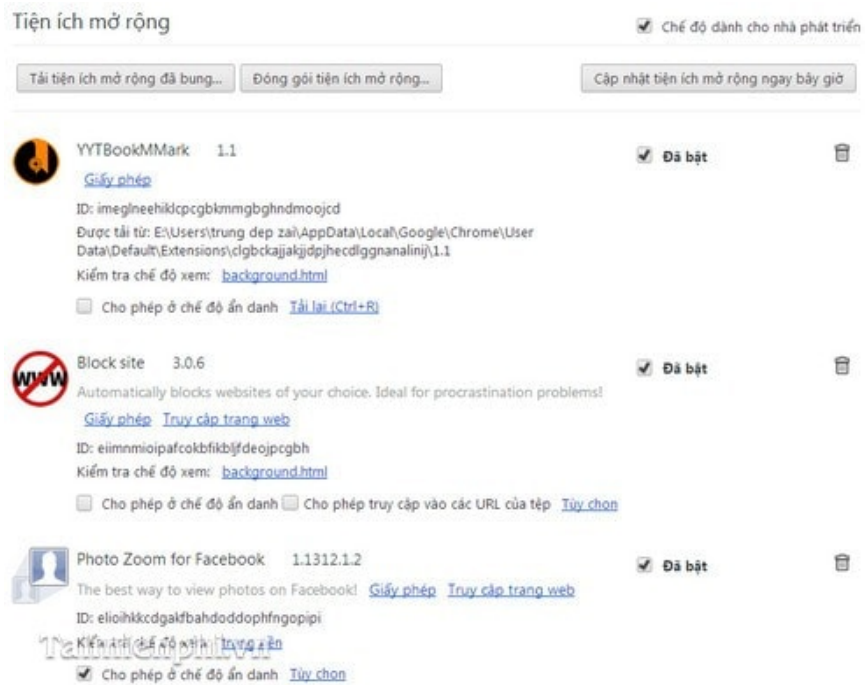


2. For Chrome

Chrome is similar to the C?c C?c browser, and the steps for Chrome can be applied to C?c C?c as well . First, open Chrome, click on the toolbar in the upper right corner, select **Tools** , then select **Extensions**.



When the Extensions window appears, you will see the following:

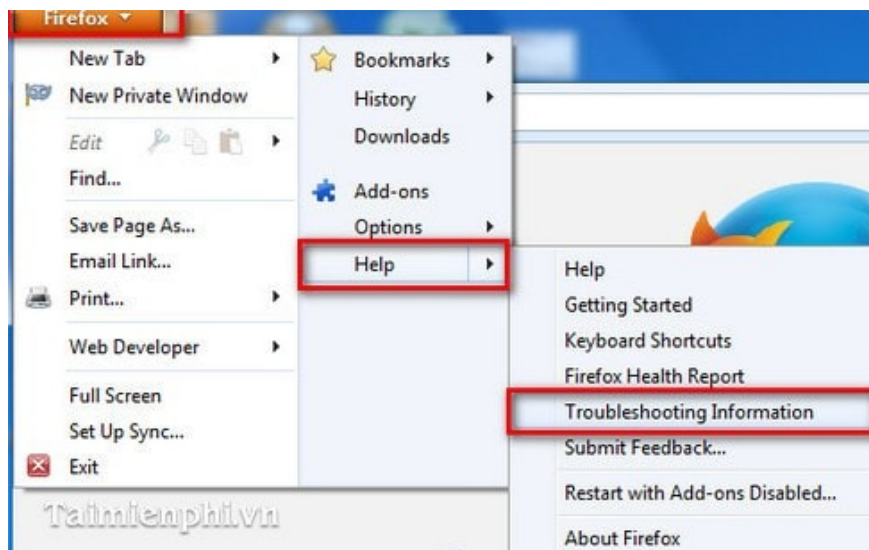


As shown in the image, you can see the **YouTube Bookmark** utility . Simply click the **trash can** icon next to it and then **click OK** .



3. For Firefox

First, open Firefox, click on **Help** , and then select **Troubleshooting Information**.



A new window will appear; simply click on **Reset Firefox** and you're done.



With just a few simple steps, you can easily remove the YouTube Bookmark from Firefox, Chrome, and IE browsers. Additionally, you can refer to and use tips **on disabling pop-up ads on the internet** , helping you browse the web more efficiently on your internet browsers.

You finished reading the article "**Remove YouTube Bookmark from Firefox, Chrome, C?c C?c, and IE browsers.**" edited by the [TipsMake](#) team. We hope this article has provided you with many useful tech tips and tricks. You can search for similar articles on tips and guides. Thank you for reading and for following us regularly.