

Regain recently closed tabs on Chrome, Firefox, Coc Coc and other browsers

You want to reopen the closed tab in the browser because you accidentally hit the wrong button? With just the keyboard shortcut or basic operation below, you can easily retrieve recently closed tabs on Chrome, Firefox, IE, Edge and other browsers.

You want to reopen the closed tab in the browser because you accidentally hit the wrong button? With just the keyboard shortcut or basic operation below, you can easily retrieve recently closed tabs on Chrome, Firefox, IE, Edge and other browsers.

Note, this tip only applies when you are browsing in normal mode. Incognito mode will delete all data when you exit the site, unless you use the add-on or re-enter the website address manually, otherwise there is no way to reopen the closed page on the browser at anonymity mode

Normally, large browsers support the keyboard shortcut Ctrl + Shift + T to reopen closed tabs, if you are not used to using keyboard shortcuts, you can refer to the following detailed instructions.

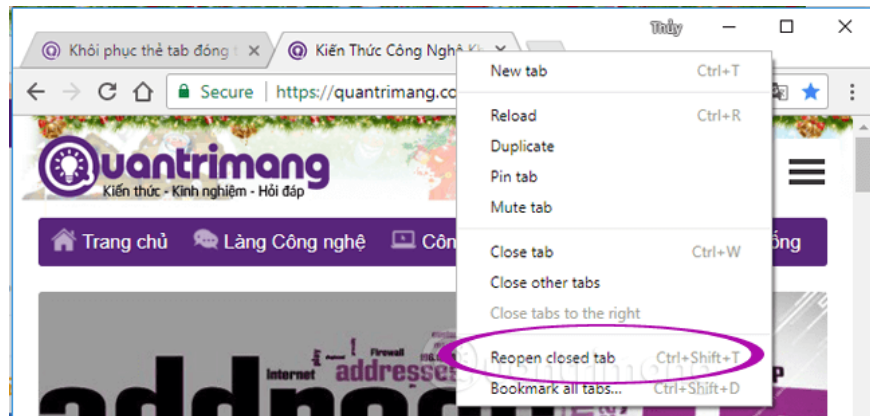
Reopen the closed tab in the browser

1. Reopen closed tabs on Google Chrome
2. Open the recently closed tab in Firefox
3. Get back the tab you just played on Opera
4. Open the closed tab again on Internet Explorer
5. Get back the closed tab on Microsoft Edge
6. Reopen closed tabs on Safari for Windows

Reopen closed tabs on Google Chrome

To reopen the most recently closed tab in Chrome, right-click any tab or space on the tab bar and select **Reopen closed tab** from the menu that appears. You can also use the keyboard shortcut **Ctrl + Shift + T**. Repeat the operation or press this shortcut to open previously closed tabs in the closed order.

Summary of shortcuts on Chrome browser for people



You can press **Ctrl + H** to review Chrome history, select and reopen closed tab.

Open the recently closed tab in Firefox

To reopen the closest closed tabs in Firefox, you have 3 options:

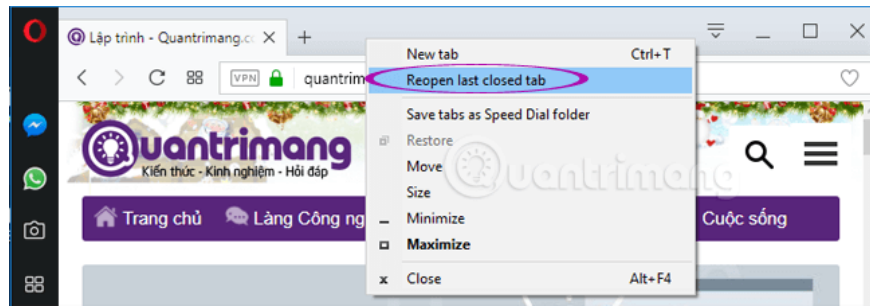
1. Press **Ctrl + Shift + T** to open the most recently closed card. Repeat this step to continue opening previous closed cards in the order they were closed.
2. Click the Firefox menu in the upper right corner and select **History**, the list of closed tabs will appear.
3. Right-click any tab or space on the tab bar, choose **Undo Close Tab**.

Choose to restore each card or restore the entire tab. If the tab list is too long, delete the list by selecting **Clear Closed Tabs List**.



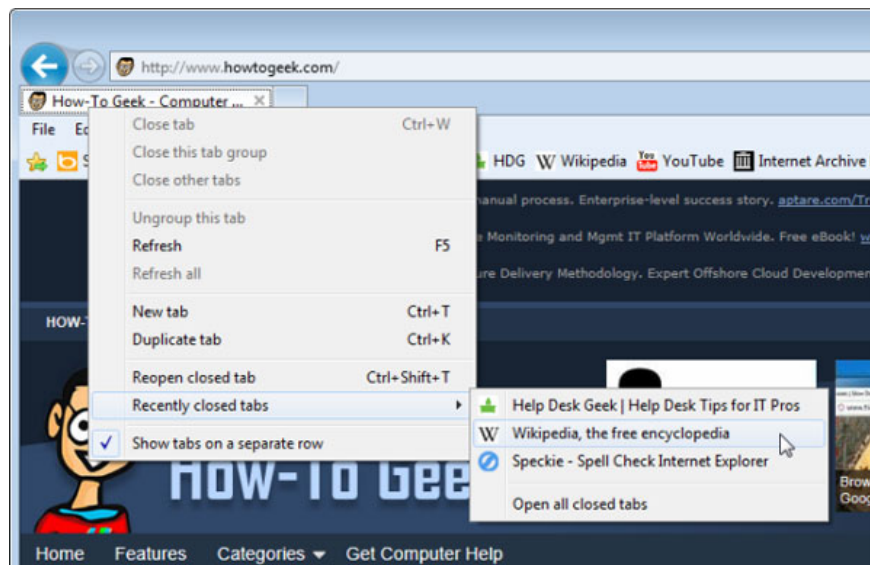
Get back the tab you just played on Opera

To reopen the card in Opera, right-click any tab or space on the tab bar to select the **last closed tab**. Or press **Ctrl + Shift + T** to open the last closed tab. Similarly, repeat this step to open previously closed tabs in the closed order. Users can also delete closed card lists in Opera by selecting **Clear List of Closed Tabs**.

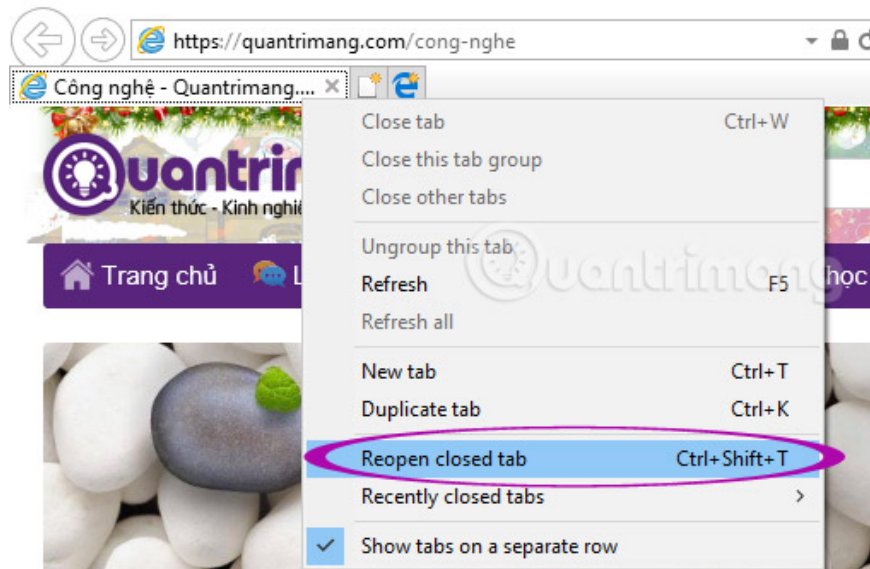


Open the closed tab again on Internet Explorer

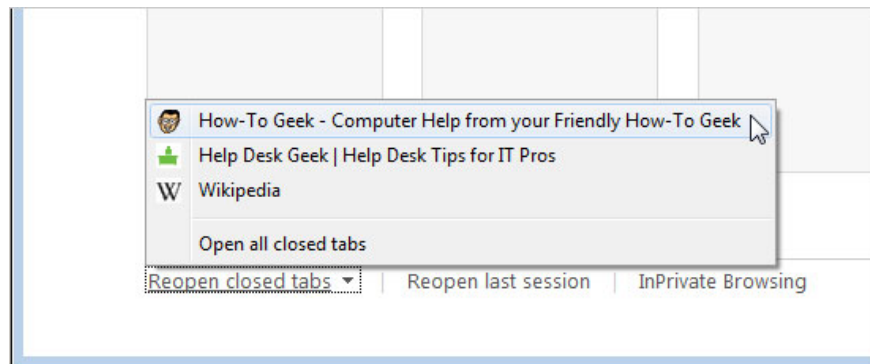
To reopen the closed tab on Internet Explorer, right-click an open tab and select **Recently closed tabs** from the menu. Select a tab from the submenu or select **Open all closed tabs** to open **all tabs** closed in the current browser session.



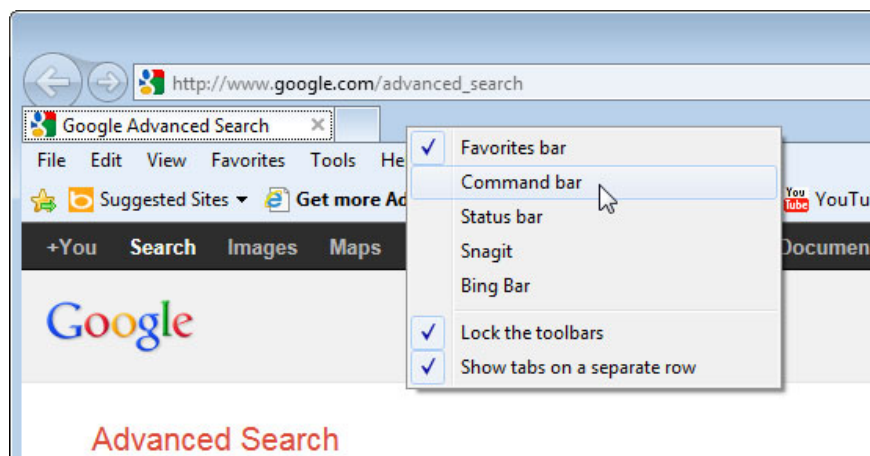
Open the closest **closed tab** by right-clicking a tab and selecting **Reopen closed tab** or pressing **Ctrl + Shift + T**. Repeat this step to open previously closed tabs in the order they were closed.



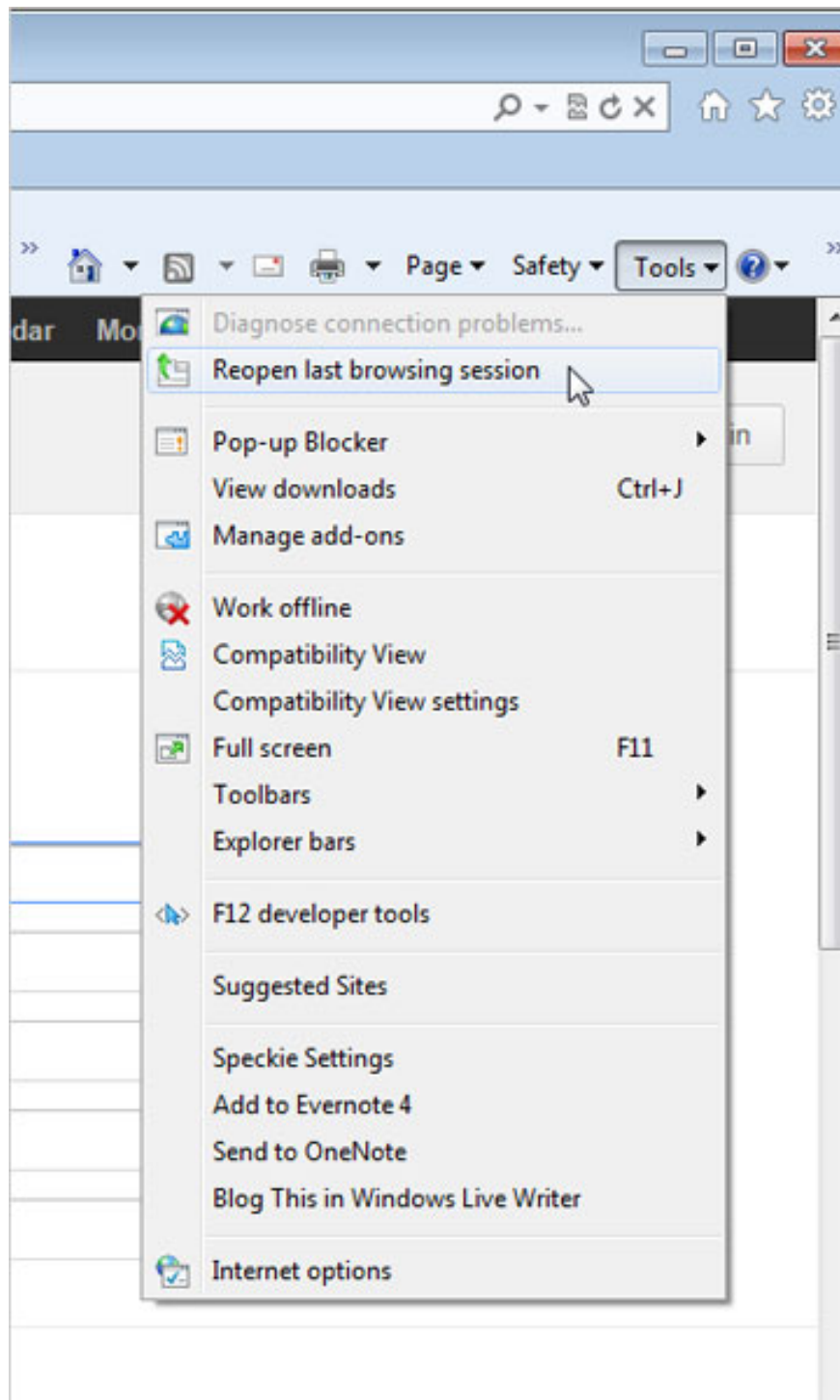
Users can also reopen closed tabs from the New Tab page. To do this, open a new tab and click on the **Reopen closed tabs link** in the bottom left corner of the New Tab page. Select a tab from the pop-up menu or select **Open all closed tabs** to reopen the entire tab that was closed at the current session.



It is also easy to reopen the entire last browsing session in IE9. To do this, display the Command bar by right-clicking on the space on the tab bar and selecting the **Command bar** from the menu that appears.

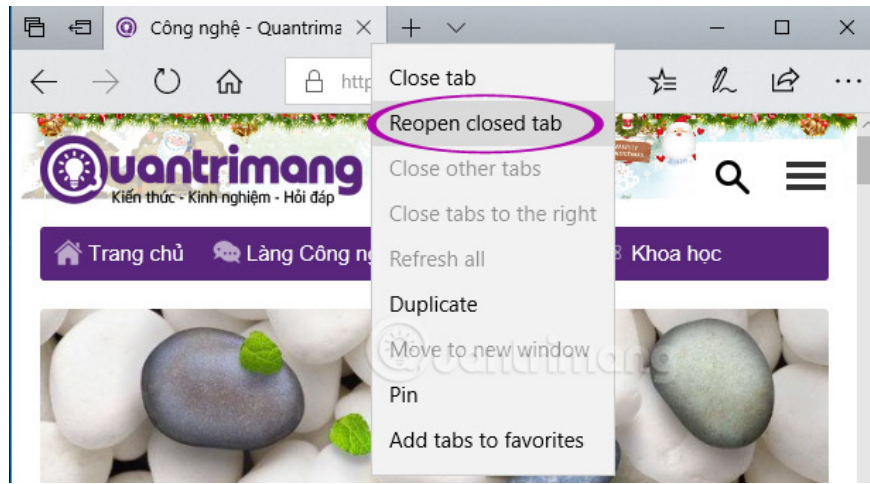


Click **Tools** on the Command bar and select **Reopen last browsing session** from the menu. The entire tab from the latest web session is opened on new tabs in the current IE9 window.



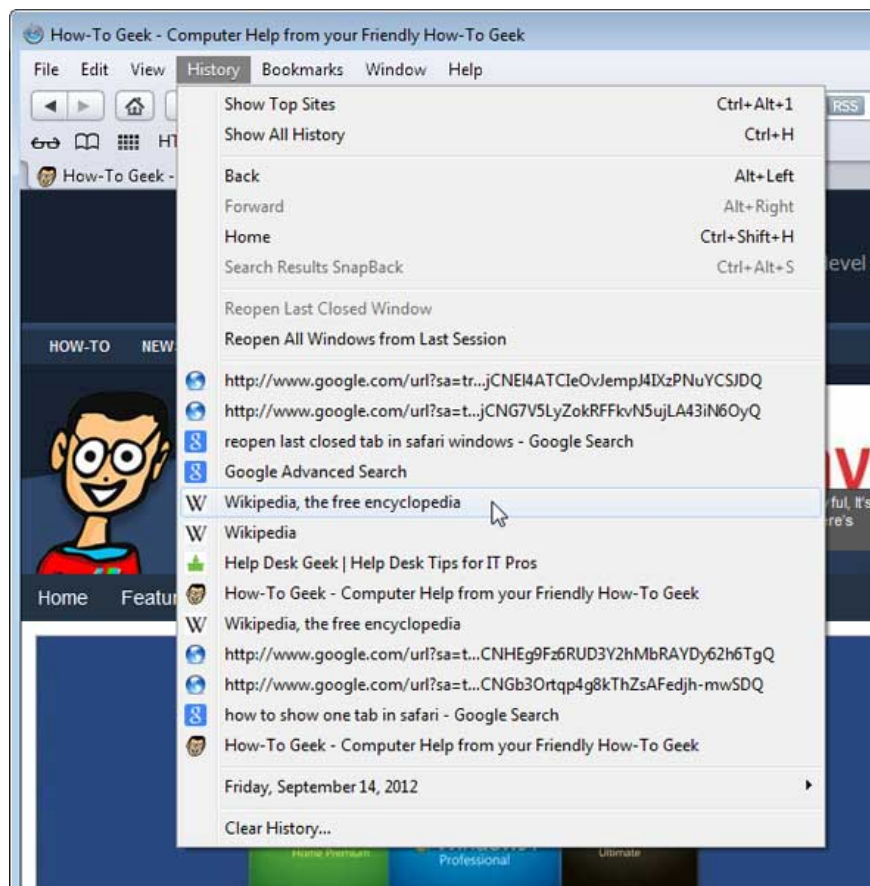
Get back the closed tab on Microsoft Edge

Similar to the above browsers, you can press **Ctrl + Shift + T** to reopen the last closed tab. Or right-click any open tab, select **Reopen closed tab** from the context menu.

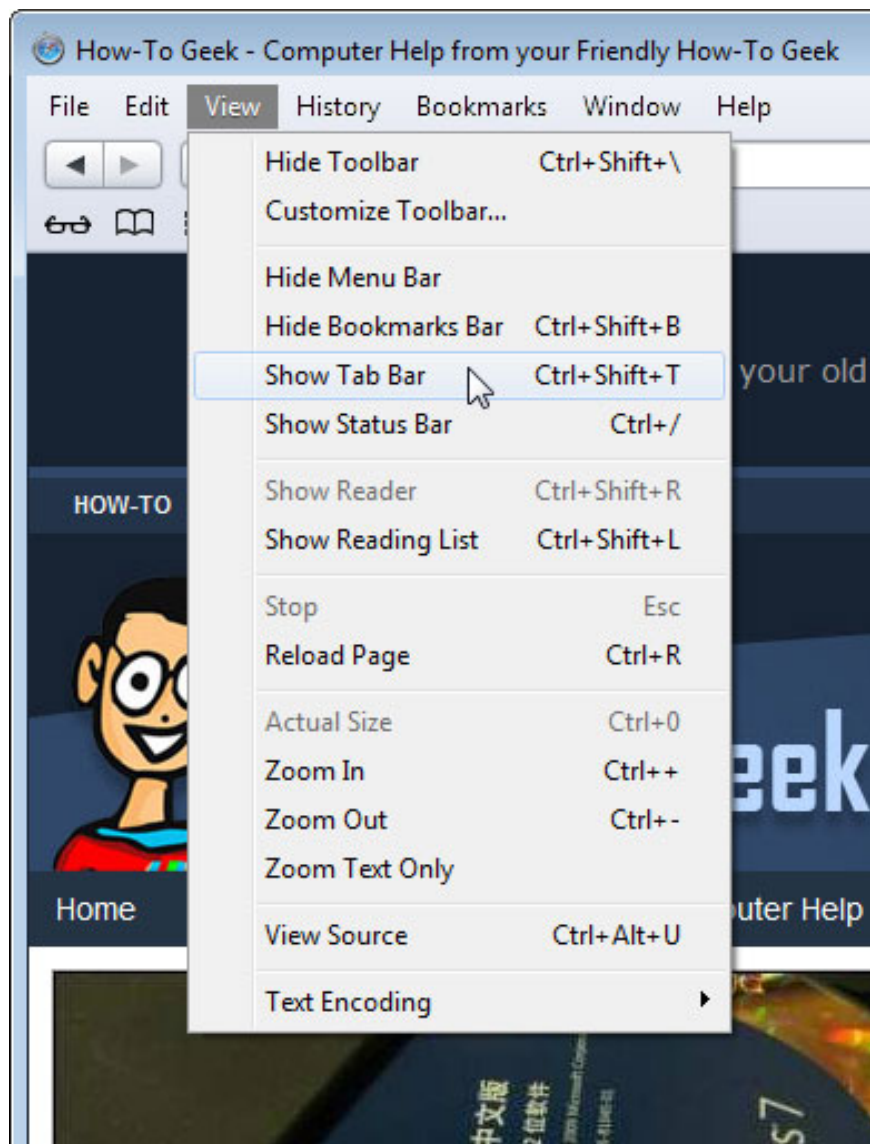


Reopen closed tabs on Safari for Windows

Safari is no longer developed for Windows. However, if you still deserve to use Safari 5 on Windows, press **Alt** to access the menu bar and open the History menu. You can choose to open each card or open all previously closed tags and windows from the latest session by selecting **Reopen All Windows from Last Session**.



By default, Safari does not display the tab bar if only one tab is open. If you want to show the tab bar fixed on the browser window, press **Alt** again to display the menu bar and select Show Tab Bar from the View menu.



In all of the above browsers, users can press **Ctrl + H** to access the History section and select the previously viewed websites from the history list.

See more:

1. Top 7 most useful Chrome extensions you should try
2. Comparison between Chrome and Puffin browsers
3. Turn Firefox Quantum into rainbow colors change color by hour
4. How to enable download acceleration on Chrome

You finished reading the article "**Regain recently closed tabs on Chrome, Firefox, Coc Coc and other browsers**" edited by the [TipsMake](#) team. We hope this article has provided you with many useful tech tips and tricks. You can search for similar articles on tips and guides. Thank you for reading and for following us regularly.