

## Recover deleted contacts in Gmail

In the process of using gmail, you delete the wrong contacts, or you delete the contacts or for some other reason, you accidentally delete the contacts. You want to retrieve deleted contacts in Gmail but do not know how to get back.

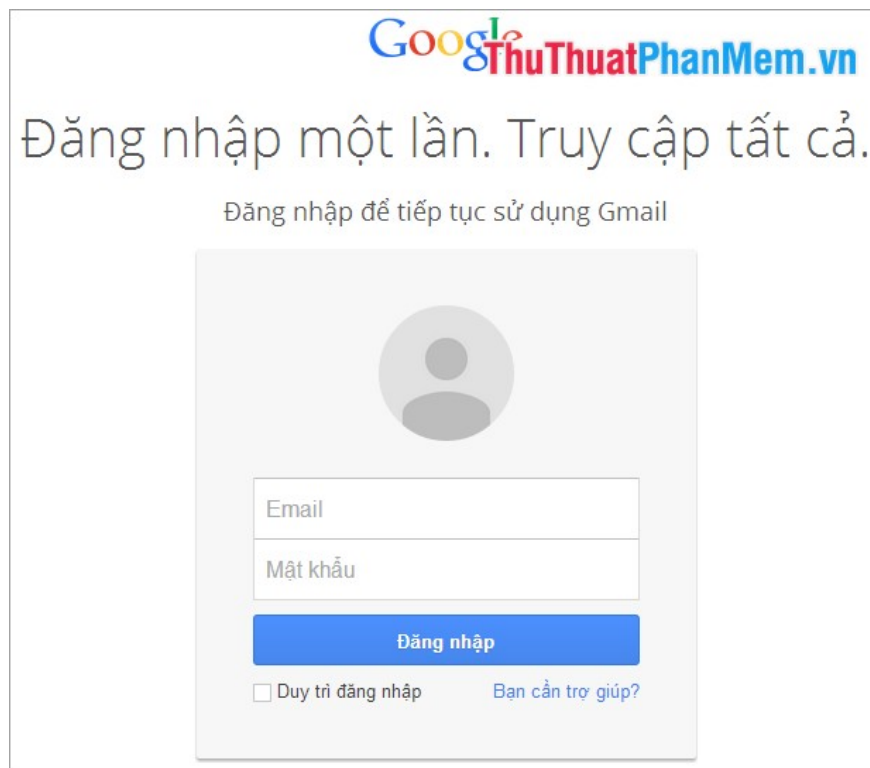
In the process of using gmail, you delete the wrong contacts, or you delete the contacts or for some other reason, you accidentally delete the contacts. You want to retrieve deleted contacts in Gmail but do not know how to get back.

Khôi phục lại danh bạ bị xóa

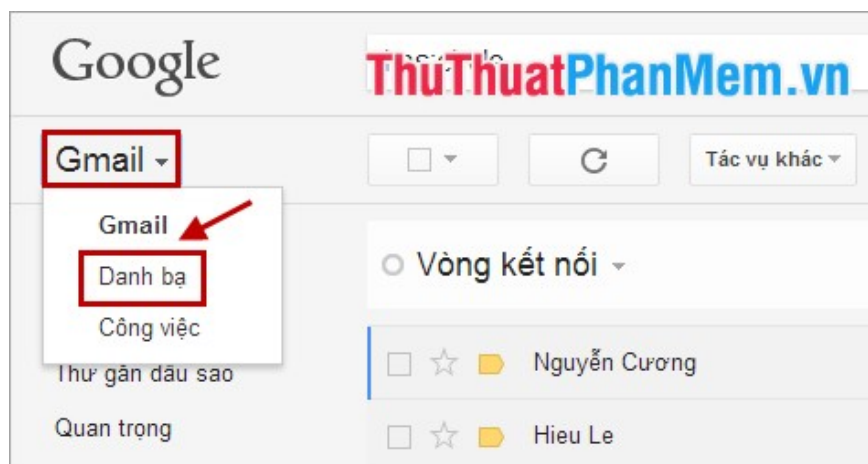


The following article guides the steps for you to quickly recover deleted contacts in Gmail.

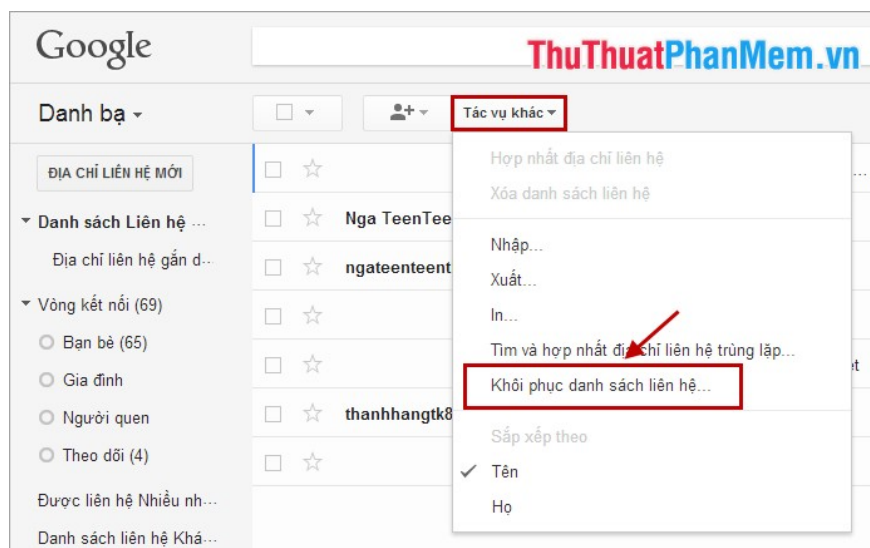
**Step 1:** First you need to log in to the Gmail address you want to recover deleted contacts.



**Step 2:** On the Gmail interface, select the word **Gmail** on the left and select **Contacts** to switch to the contact management page in Gmail.



**Step 3:** In the directory management page, select **Other actions** -> **Restore contact list** .



**Step 4: The Contacts Restore** dialog box appears , you choose the time to restore contacts to the status at any time within up to 30 days, then you select **Restore** .



So with very simple operations, you already know how to recover deleted contacts in your Gmail. Good luck!

You finished reading the article "**Recover deleted contacts in Gmail**" edited by the [TipsMake](#) team. We hope this article has provided you with many useful tech tips and tricks. You can search for similar articles on tips and guides. Thank you for reading and for following us regularly.