

Put Google as the homepage on Google Chrome

Google is now a popular search site worldwide. And you can set Google as your homepage on Google Chrome to access it immediately when surfing the web.

Placing Google search engine as the homepage on Google Chrome browser will help you find information faster, without having to type in the address.

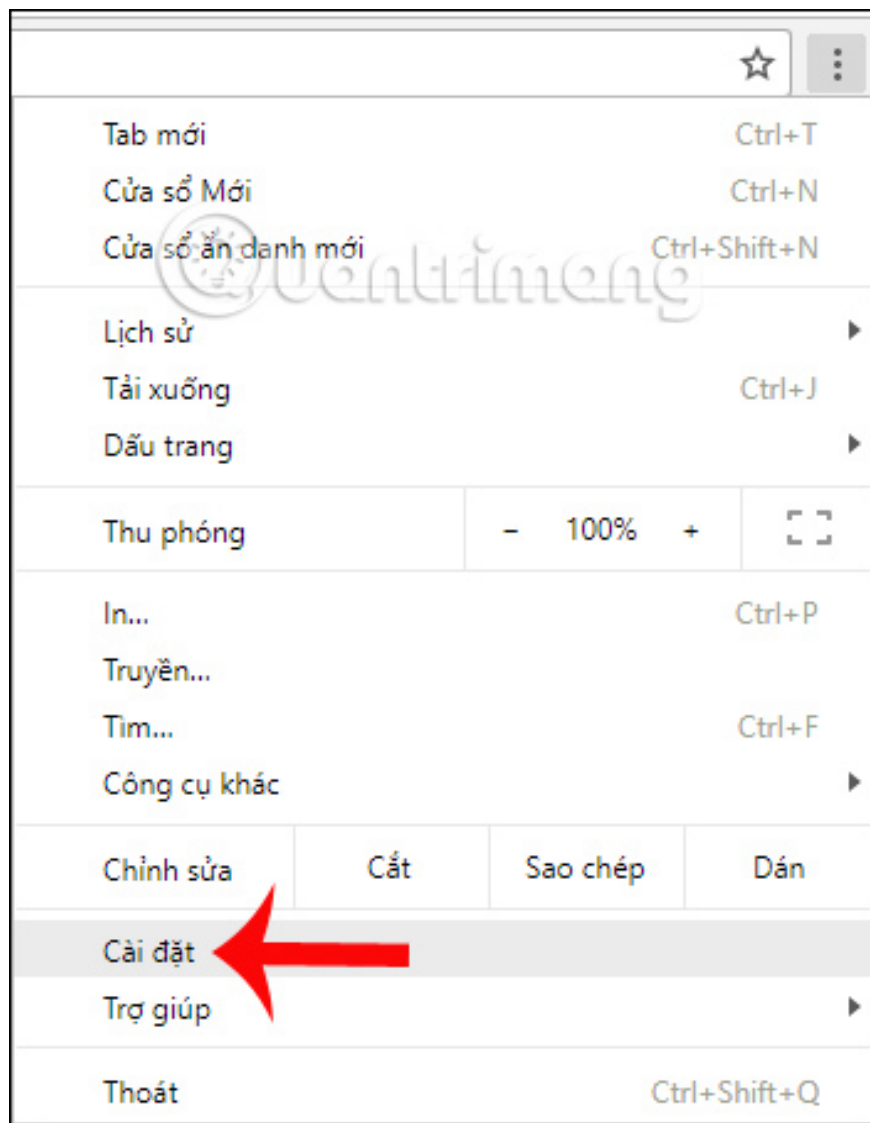
Google is now a popular and popular information search tool in the world, widely used by many people. Not only is it used on computers but with mobile devices, Google is also a search site that is heavily used. And on a computer, if you use Google often, you can set it as a homepage on Google Chrome.

When setting as the homepage, we will quickly access Google without performing the operation to enter the website address as before. Thus, users can enter content to be searched faster. Steps to set Google as the Google Chrome homepage will be included in the article below.

1. 13 quick Google search tips that you should know
2. Instructions for permanently deleting Google history

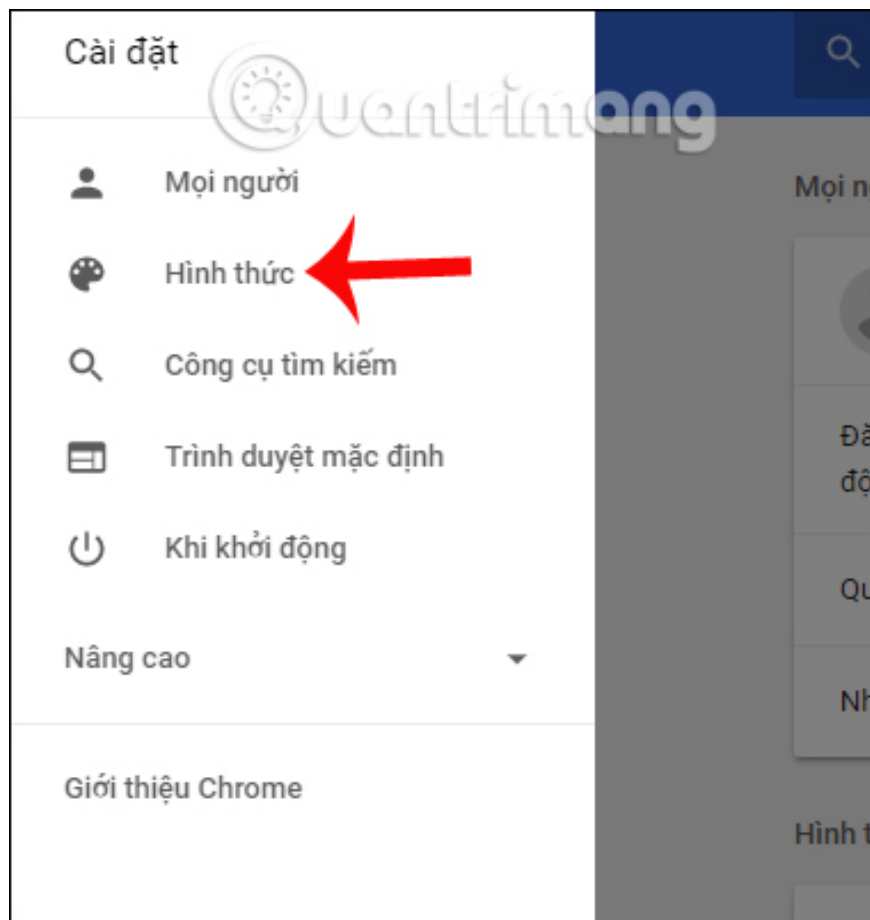
Step 1:

In the Google Chrome browser, we click on **the 3 vertical dots icon** and select **Settings** .



Step 2:


Next click on **the 3 dashes icon** and select **the Appearance tab** in the drop down list below.



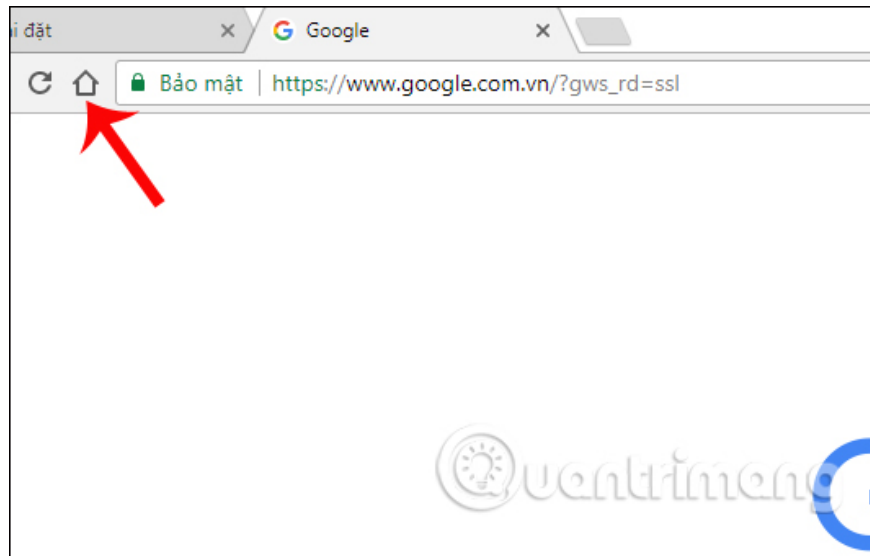
Step 3:

At this new interface the **Show home button section** has been disabled by default. **Squeeze the horizontal bar to the right** to activate.

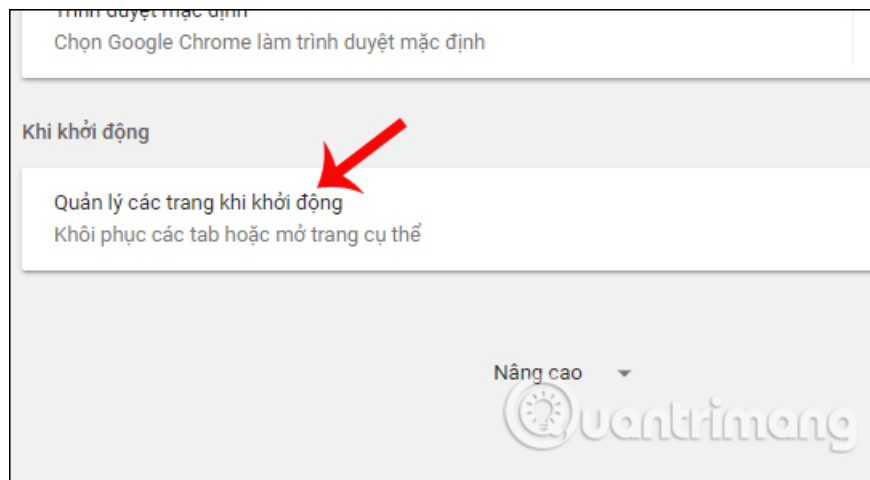
We will then have the option to show the home button in the New Tab Page or Enter a custom web address. Here we will select the **Enter a custom web address** . Enter the site address as **google.com** and then click outside to save the changes.



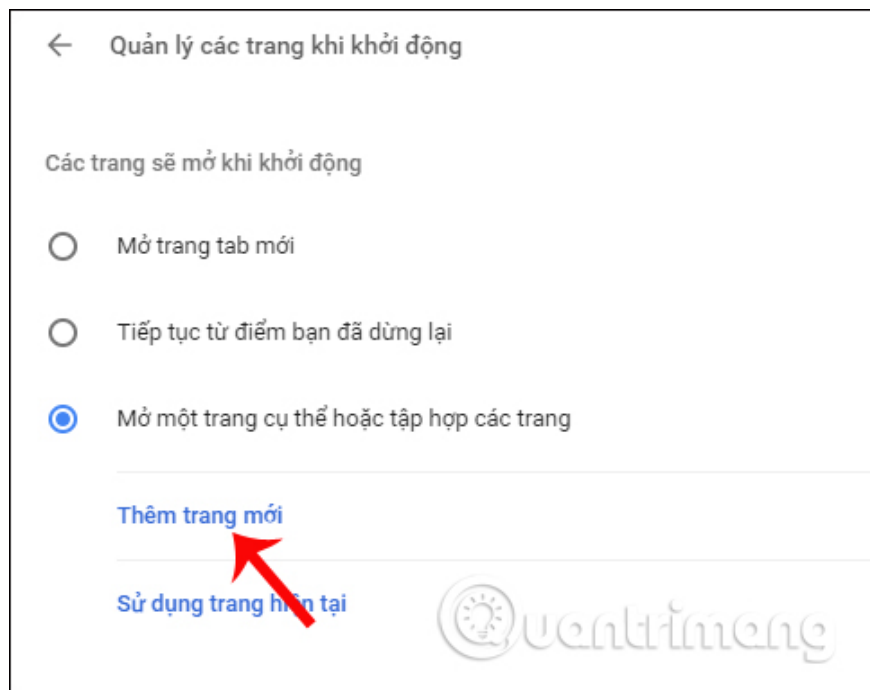
So when returning to Chrome browser, you just need to **tick the Home button icon** to open Google.



In case you want to open Google immediately when accessing Chrome, but do not want to click on the Home button, at the Search settings interface to the section **When starting** , then click on **Manage pages on startup** .



Next, click on **Open a specific page or set of pages** and click **Add new page** .



Enter **the Google website address** and click **the Add button** to save it.



So when we open the browser Chrome will open the Google search page immediately, by placing Google as the Chrome homepage and setting up Google tool launch right after opening Chrome. Also, with this way you can also put any website you want to be the homepage on Google Chrome.

I wish you all success!

You finished reading the article "**Put Google as the homepage on Google Chrome**" edited by the [TipsMake](#) team. We hope this article has provided you with many useful tech tips and tricks. You can search for similar articles on tips and guides. Thank you for reading and for following us regularly.