

# Printer loses letters and letters - Fixing the error is not difficult

During the process of printing documents, you encounter the unpleasant situation of the printer losing text and eh? The problem will be resolved immediately

**The problem will be resolved immediately with the tips instructed in this article by TipsMake.**

Problems printing documents are not uncommon and whether the situation is simple or complex, the user experience is affected. For example, when printing a document with an error, you have to reprint it, which is both time-consuming and costly. **Printer** errors of losing text are also among the common problems. But don't worry, **TipsMake** has learned about this case and has measures to help you fix the error in the next section.



## Instructions on how to quickly and effectively fix printers that lose text

U and O are characters that appear frequently in many Vietnamese words, so it is not strange that your text has many of these words. However, what is difficult to understand is that when printing, the letters u and ô cannot be printed and are lost, making the printed text smudged and unusable.

**The cause of the problem of missing text in Word is:**

1. The 'culprit' may be due to software: The user mistakenly set the font replacement mode to match the printer font. Therefore, when printed, the text loses the letters uh, uh,. or some other words.
2. In addition to software errors, the cause can also be hardware. For example, **the printer does not take paper** , has paper jams, clogged ink, dirty ink. So the printed text is not intact and has many errors.

## How to fix missing letters in Excel/Word when printing

To fix the error of printer losing text, here are the solutions you should apply.

### 1/ Check the text again before printing

First, you should review your document before printing. Because the cause may come from your documents, as the admin shared from the beginning. You need to make sure you use popular fonts. Do not use fonts that are too strange, they are difficult for the printer to recognize, so you may encounter some problems when printing.



### 2/ Check the printer again

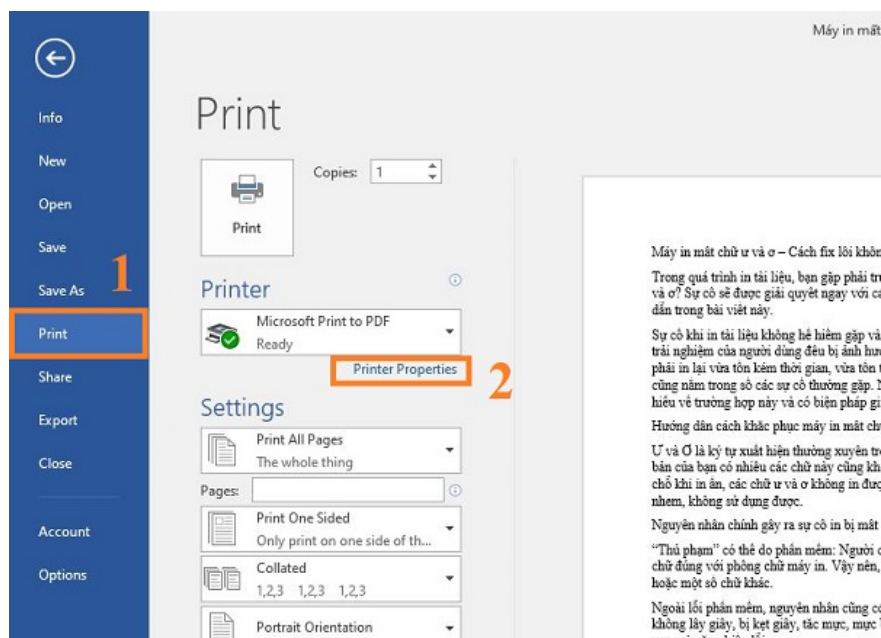
The printer is also one of the reasons why printing does not go smoothly. For example, the user has not cleaned the device for too long. A lot of dirt and dust also causes the printer to work "suddenly".

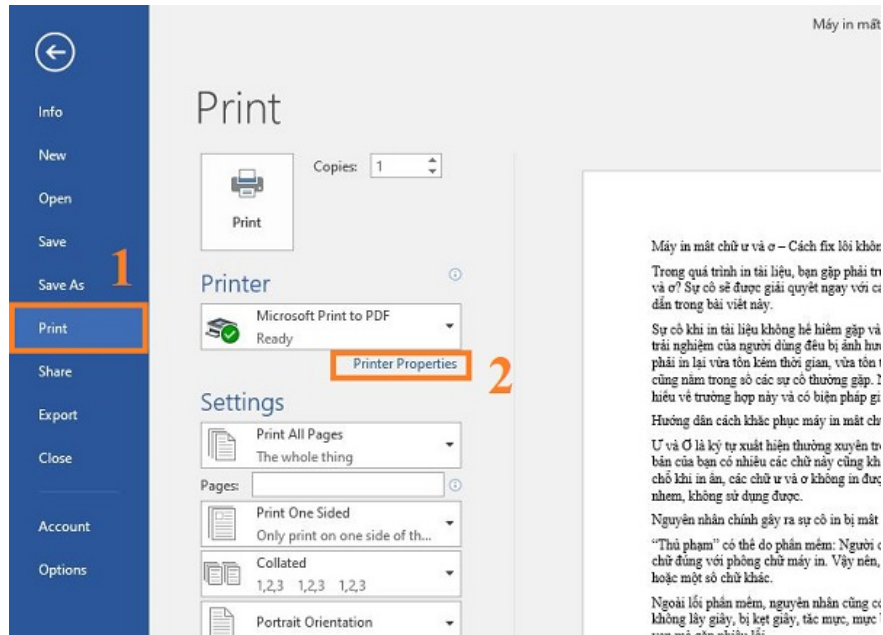
Therefore, you need to clean the device properly and cleanly, especially the places that come into contact with ink and paper, avoid letting the ink dry. After cleaning the printer, try printing to see if the error has been fixed or not. No, if not, then go right to the next part.

### 3/ Reset before printing

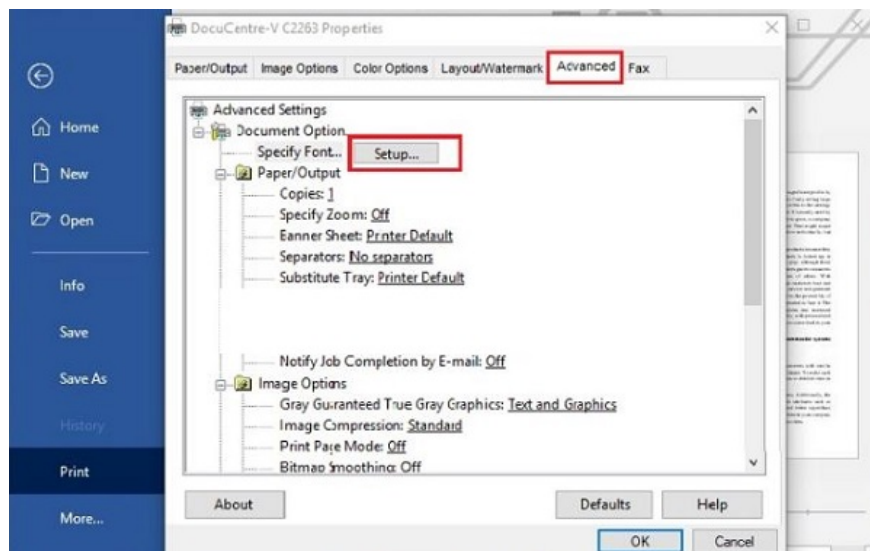
In case the problem is still not resolved, below are the steps to fix missing letters in Word when printing or other documents. Note, during this process, ensure that the connection between the computer and printer is maintained, avoiding interruptions midway.

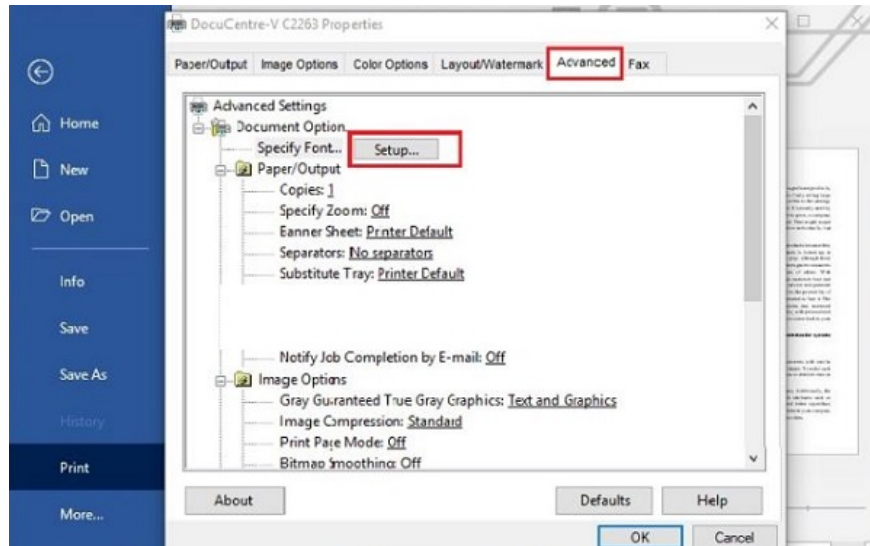
1. **Step 1** : The user opens the document you want to print on the computer > Then, you access the Print section by > Click the **File** tab > Select **Print** > Next, click on the **Printer Properties** line as shown.



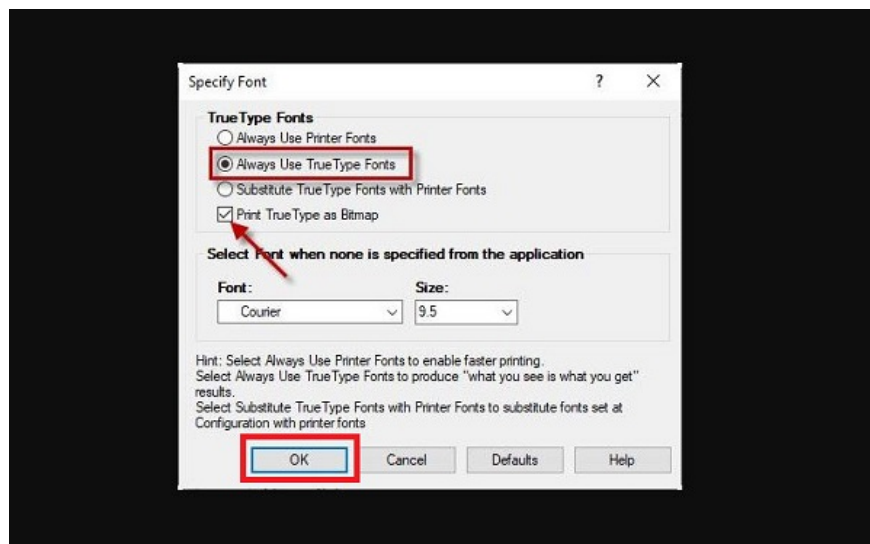


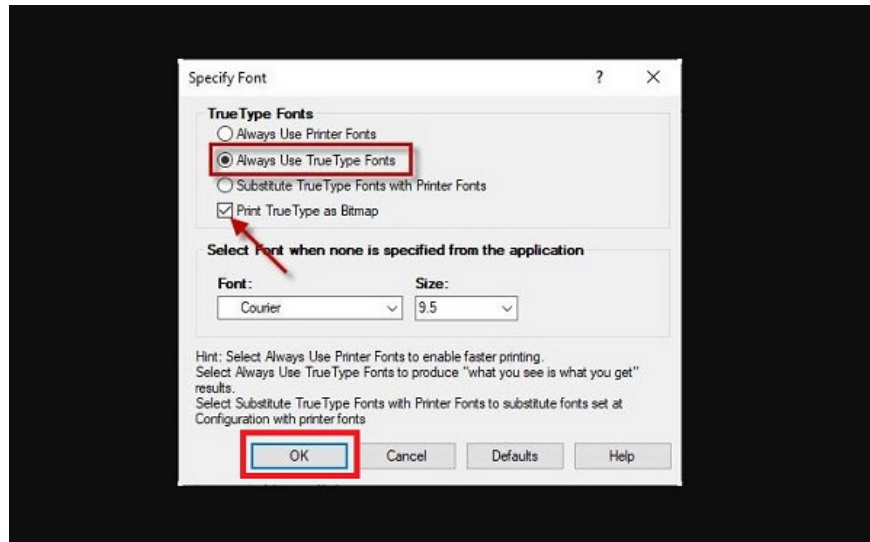
1. **Step 2** : The properties window will display, click on the **Advanced** tab > Select **Setup** .





1. **Step 3** : In the new window, check the box before the line ' **Always Use TrueType Fonts** ' > At the same time, also tick the box before the line ' **Print True Type as Bitmap** ' > Select **OK** to save and complete this process. .





After setup is complete, go back to printing the document and check to see if the problem has been fixed or not.

**TipsMake has finished sharing how to fix when the computer loses the letters u and eu. This is not a complicated problem, hope you guys can fix the error soon!**

You finished reading the article "**Printer loses letters and letters - Fixing the error is not difficult**" edited by the [TipsMake](#) team. We hope this article has provided you with many useful tech tips and tricks. You can search for similar articles on tips and guides. Thank you for reading and for following us regularly.