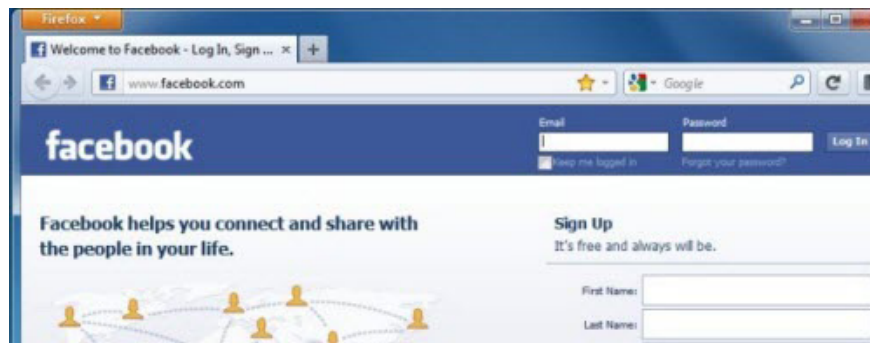


Prevent accidents and forget to leave Facebook when leaving the phone

If you are sharing a computer with multiple people at your place of residence or work place, whenever you neglect to leave your facebook account before you leave the computer, you will be shared by 'friends'. ..

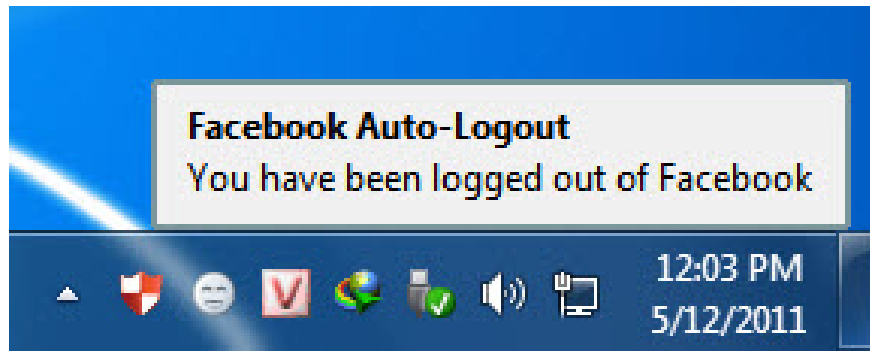
If you are sharing a computer with multiple people at your place of residence or work place, whenever you neglect to leave your facebook account before you leave the computer, you will get the "friends" to share the machine. Support posting special status sentences or giving you other complex relationships in the virtual world.

To help you not fall into this situation, the **Facebook Auto-Logout** utility for Firefox will log you out after you close your Facebook card on your browser for 60 seconds (or another time set by you). When logging out, Facebook Auto-Logout also clears cookies during the previous login session. Therefore, you will be safer to access Facebook, avoid being used by Facebook and other services to track your computer usage information.

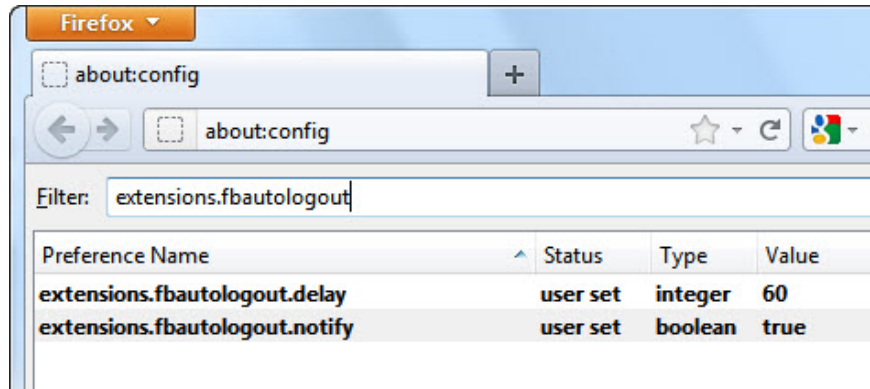


After installation, Facebook Auto-Logout will work immediately, you do not need to restart Firefox. Whether you have ticked **Keep me logged in option** to remember login information, Facebook Auto-Logout will also automatically log out and delete this information. The feature to delete cookies when logging out also helps you feel secure when you click Like a *Fan Page* button without worrying about being tracked.

After 60 seconds you close your Facebook card, Facebook Auto-Logout performs logout and displays a notification dialog in the right corner of the screen.



By default, the self-logout time is 60 seconds. However, you can change back to another time as you like. To do so, type **about: config** in Address bar to Firefox, click *I'll be careful, I promise!* If the message appears. Next, type **extensions.fbautologout** into the **Filter** box to make two settings for Facebook Auto-Logout appear. You double-click on **extensions.fbautologout.delay** line and then type the number of seconds to logout automatically into the *Enter interger value* dialog box, click **OK** . To not show the notification in the corner of the screen every time you log out of Facebook, double-click the **extensions.fbautologout.notify** line to convert the value in the **Value** column from **true** to **false** .



Download the Facebook Auto-Logout utility for Firefox **here** .

You finished reading the article "**Prevent accidents and forget to leave Facebook when leaving the phone**" edited by the [TipsMake](#) team. We hope this article has provided you with many useful tech tips and tricks. You can search for similar articles on tips and guides. Thank you for reading and for following us regularly.