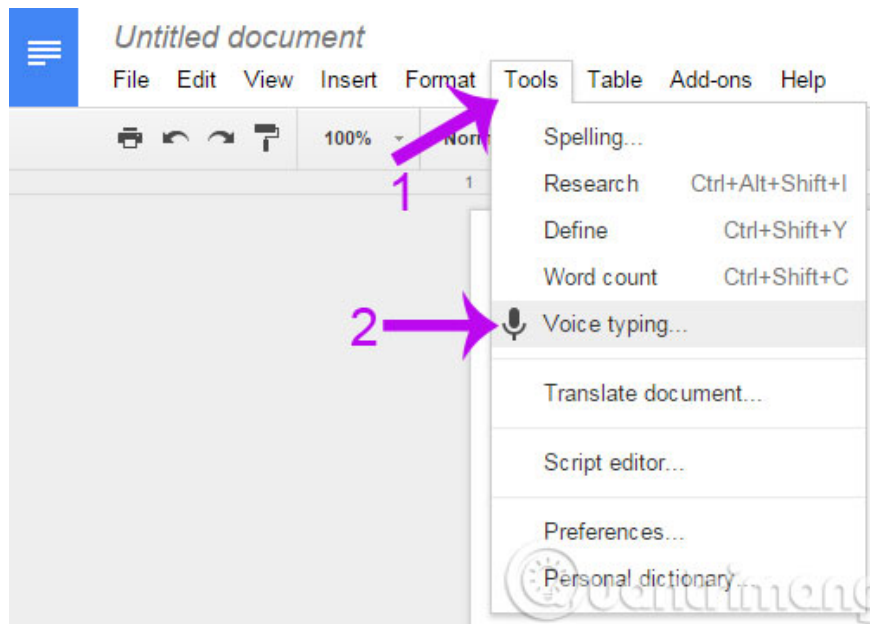


Prepare voice text on Google Docs

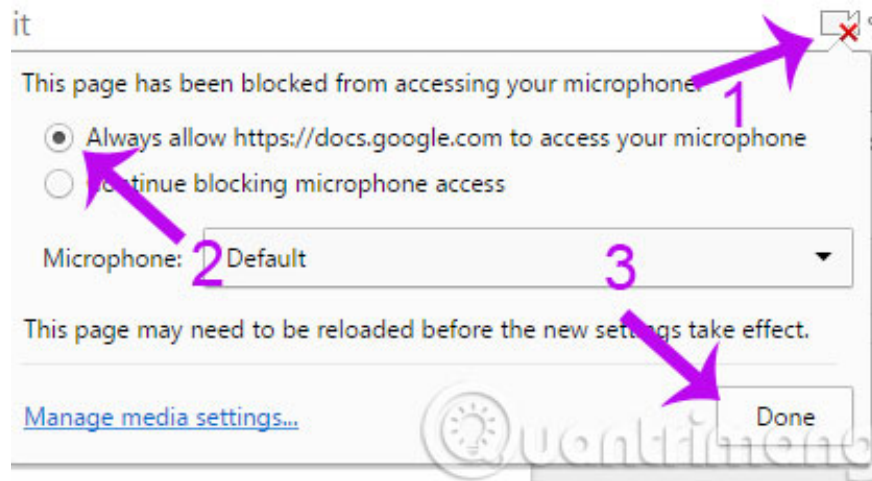
Besides using voice to search, Google also applies it to quick text editing without losing typing, typing each character, nor afraid of spelling or line breaks ... Voice feature This textual input by Google beyond the ability to distinguish dot (.) commas (,) is also implemented in over 40 different languages.

Besides using voice to search, Google also applies it to quick text editing without losing typing, typing each character, nor afraid of spelling or line breaks . Voice feature This textual input by Google beyond the ability to distinguish dot (.) commas (,) is also implemented in over 40 different languages.

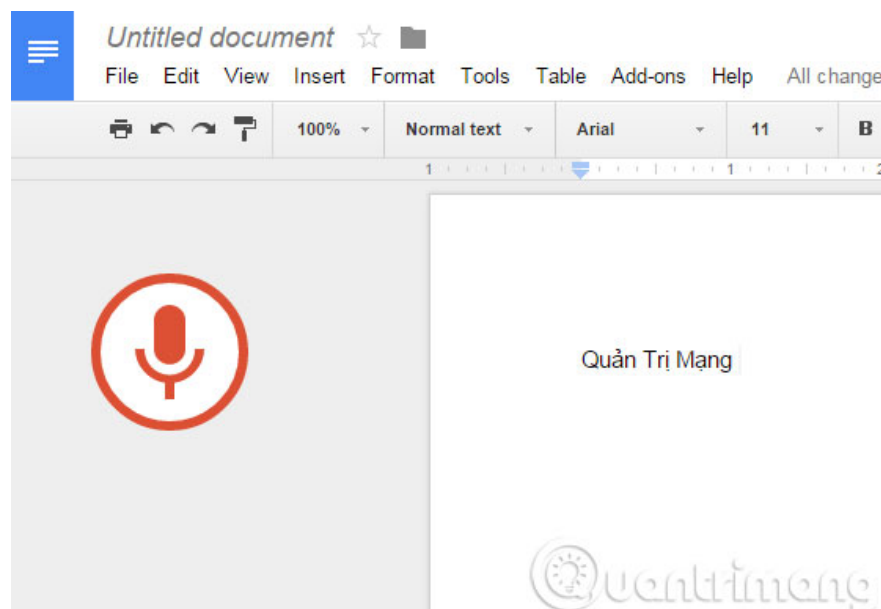
Just access the address of **Google Docs** , then log in with your Gmail account to enter the editor. When the interface appears, click on the **Tools** tab, select **Voice Typing** .



You click on the camera icon at the end of the address bar to grant microphone access to Google Docs



To edit the text, click the microphone icon to turn red and then read. Google will turn your voice into text on the screen.



In addition, you can also move this microphone icon to another position for easy operation. Google Docs is also integrated with Research feature (only on Android), capable of allowing users to search for information from Google right on the editing interface without leaving the Docs app.

1. Some tips when using Google Docs
2. Useful shortcuts for Google Docs
3. Use Google Now to search for Vietnamese voice

Good luck!

You finished reading the article "**Prepare voice text on Google Docs**" edited by the [TipsMake](#) team. We hope this article has provided you with many useful tech tips and tricks. You can search for similar articles on tips and guides. Thank you for reading and for following us regularly.