

# Practice typing with 10 fingers with Mario Teaches Typing online, an extremely attractive typing practice game

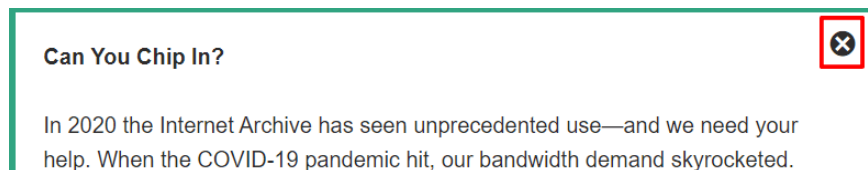
Practicing typing with 10 fingers or practicing fast typing with long pages of text and meaningless lines is really boring. With Mario Teaches Typing, your fast typing practice will be much more interesting. Let's find out how this game will help improve typing speed.

**Mario Teaches Typing** is a computer typing practice game, modeled after the famous Mario game. Mario games are so popular, I won't introduce them anymore, let's talk straight about this game.

**Switch the typing mode to English** to avoid missing letters when typing diacritic characters (s, f, j, r).

*Click and select game mode*

**Note:** If you see this pop-up, **press the x** on the right to turn it off and press the power on icon button to start loading data.



In each Mario Teaches Typing exercise, you will be given your own way to play, counting the typing time, the number of characters typed, and the number of characters typed incorrectly. At the end of each level, you will know what your typing speed is and what your accuracy is.



*Statistics table after finishing the game*

In particular, Mario Teaches Typing also has another feature that helps you practice typing with 10 fingers in addition to training your typing speed or typing accuracy. Pay attention to the two hands at the bottom or top of the gaming window. On each hand, at one point there will be a colored finger, which is the finger you should use to type. If you want to practice typing with 10 fingers quickly, please persistently follow these instructions.



## **Mario Teaches Typing 10-finger typing practice game has 4 types of lessons:**

### **Lesson 1: Practice typing quickly and with the correct keys**

In this series, Mario's mission is the same as in the original game, he will have to kill monsters and break bricks encountered on the road. These objects are marked with a letter, you need to type this letter correctly on the keyboard so Mario can pass through. This lesson is the easiest, but at higher levels it is quite difficult.



## Lesson 2: Practice typing text quickly

When you get bored playing with individual characters, you can move on to the second lesson to practice typing long sentences. This sentence has all kinds of uppercase letters, lowercase letters, and punctuation marks. You need to type correctly to pass the level.

The entire game screen takes place underwater, our main character will swim according to the typing speed and number of words you can type.



There is a small note in this section that the text in the game is in English, so please turn off Unikey to speed up typing, avoid mistyping when typing unaccented characters, making the final result inaccurate.

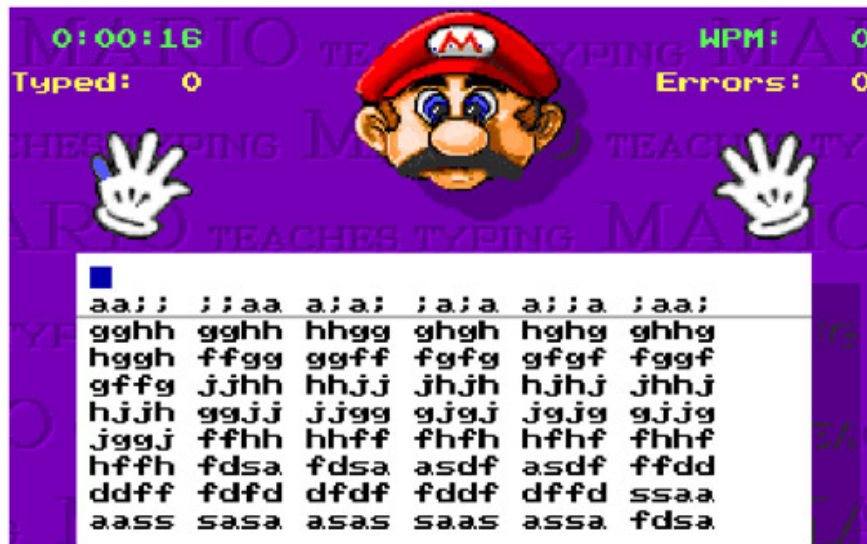
## Lesson 3: Practice typing text with long sentences

Basically, lesson 3 is quite similar to lesson 2, except that Mario will walk on land and the words in the sentence you type are also longer.



## Lesson 4: Practice typing with 10 fingers

This lesson was created to practice typing with 10 fingers. You will see meaningless characters arranged in rows. If you pay close attention, you will see that it requires you to type alternately between the fingers of both hands, continuously, thereby training your hand's reflexes when typing. This is a quite interesting lesson about 10-finger typing technique.



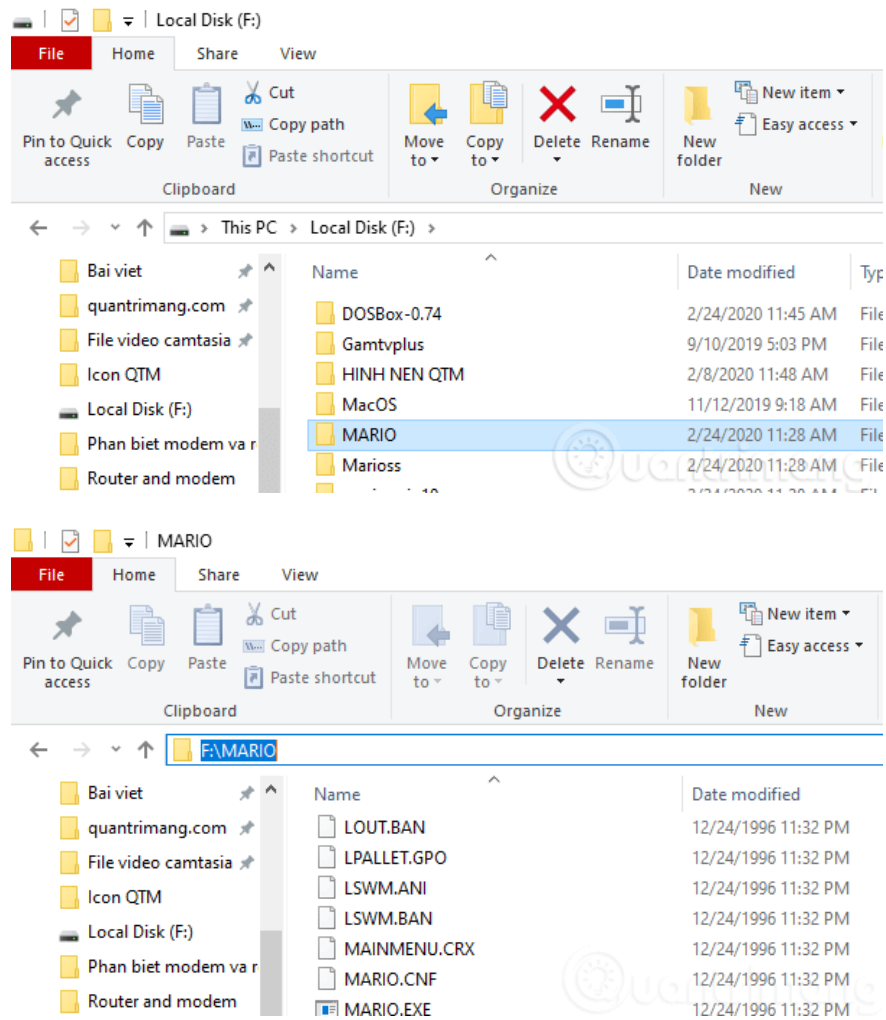
*Practice typing with 10 fingers with Mario Teaches Typing game*

## Install Mario 10-finger typing practice software on your computer

Mario Teaches Typing is available to play on Chrome browser, you can play Mario Teaches Typing or download it to your computer, however because it is a fairly old game written on the Windows platform, you need to install DOSBox to play this game:

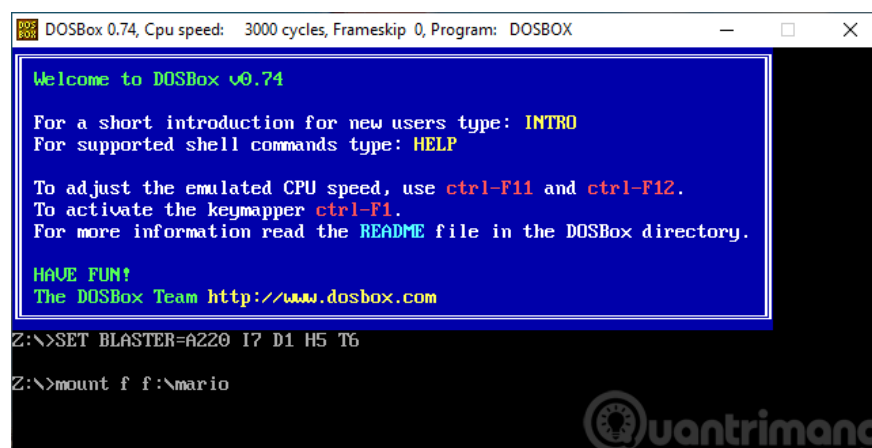
You install DOSBox as usual. After installation, open DOSBox.

**Step 1:** Unzip the downloaded Mario file, put it on any drive you want, for simplicity you should just leave it outside, in this article I put it on drive F.



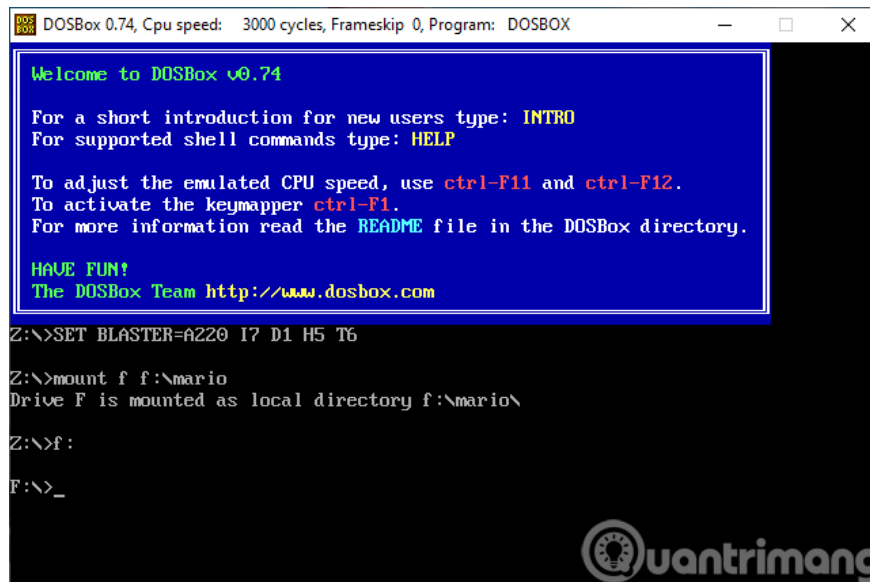
**Step 2:** Enter the command (change the name of the drive where you copy the game files, if C is mount CC:Mario, D is mount DD:Mario):

```
mount F F:Mario
```



**Step 3:** Next enter the command (also change the drive name if it's different from yours, C: or D:):

F:



```
DOSBox 0.74, Cpu speed: 3000 cycles, Frameskip 0, Program: DOSBOX

Welcome to DOSBox v0.74

For a short introduction for new users type: INTRO
For supported shell commands type: HELP

To adjust the emulated CPU speed, use ctrl-F11 and ctrl-F12.
To activate the keymapper ctrl-F1.
For more information read the README file in the DOSBox directory.

HAVE FUN!
The DOSBox Team http://www.dosbox.com

Z:\>SET BLASTER=A220 I7 D1 H5 T6

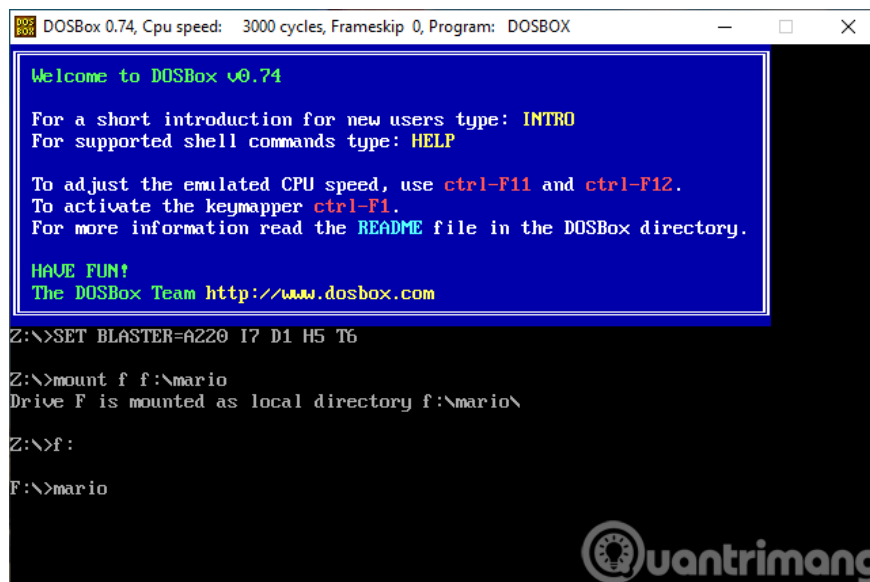
Z:\>mount f f:\mario
Drive F is mounted as local directory f:\mario\

Z:\>f:

F:\>_
```

**Step 4:** Enter the next command:

Mario



```
DOSBox 0.74, Cpu speed: 3000 cycles, Frameskip 0, Program: DOSBOX

Welcome to DOSBox v0.74

For a short introduction for new users type: INTRO
For supported shell commands type: HELP

To adjust the emulated CPU speed, use ctrl-F11 and ctrl-F12.
To activate the keymapper ctrl-F1.
For more information read the README file in the DOSBox directory.

HAVE FUN!
The DOSBox Team http://www.dosbox.com

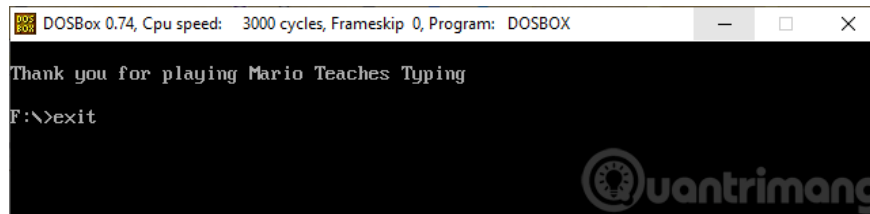
Z:\>SET BLASTER=A220 I7 D1 H5 T6

Z:\>mount f f:\mario
Drive F is mounted as local directory f:\mario\

Z:\>f:

F:\>mario
```

The game will be opened immediately, you choose the mode and play. During this process, the mouse will not be usable outside the game window. To exit the game, press the **Q** key, then enter the **exit** command into the cmd window.



Every time you want to open the game you will have to repeat steps 2 to 4.

Fun game, characters, graphics, music take you back to the early 90s, very interesting. Most importantly, it not only helps improve typing speed but also helps you avoid stress and boredom when practicing typing on the computer.

You finished reading the article "**Practice typing with 10 fingers with Mario Teaches Typing online, an extremely attractive typing practice game**" edited by the [TipsMake](#) team. We hope this article has provided you with many useful tech tips and tricks. You can search for similar articles on tips and guides. Thank you for reading and for following us regularly.