

Practice typing with 10 fingers, effective 10-finger typing practice software.

If you're planning to practice your ten-finger typing skills with the help of tools, the following list of the best ten-finger typing software will be a great choice for you. These are the most widely used programs, and best of all, they are completely free.

Typing with all ten fingers is always a dream for office workers, as it significantly increases typing speed and work efficiency. Let's take a look at some effective typing speed and ten-finger typing test software from **Typingtop.com** below.



Effective software and applications for practicing 10-finger typing.

1. *TypingMaster*: Practice 10-finger typing, easily improve your typing skills through exercises. See instructions



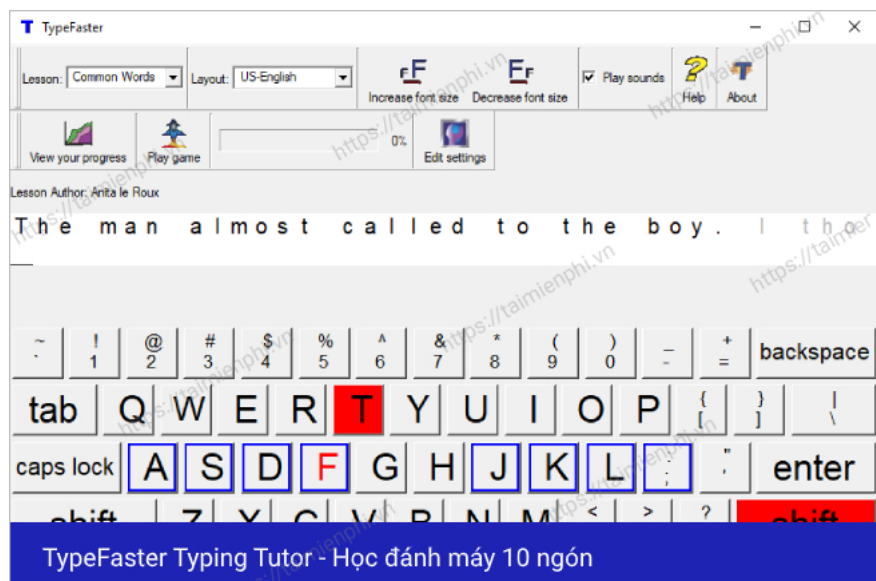
2. *Finger BreakOut*: Finger BreakOut, also known as 10 Finger BreakOut Free Typing Game, is a typing practice software used in the curriculum for 8th-grade students. This software helps you practice typing faster with all ten fingers and also includes a game function. Through the game levels, you will practice typing faster with all ten fingers.



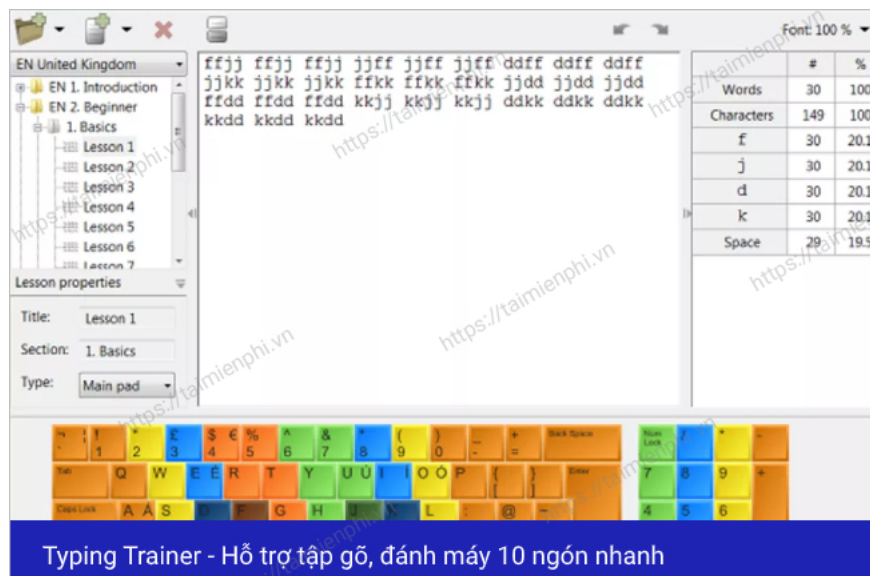
3. *Mario*: Advantages: Free, Similar to Finger BreakOut, Mario 10-finger typing software simulates a game to practice 10-finger typing. In the program, you will transform into the character Mario in the Mario mushroom-picking game and practice 10-finger typing.



3. *TypeFaster Typing Tutor*: Advantages: Free, teaches 10-finger typing and includes interactive 3D typing games, helping you **practice 10-finger typing** faster and easier. Downloading and using TypeFaster Typing Tutor for free will help you improve your 10-finger typing skills.



5. *Typing Trainer*: Similar to Finger BreakOut and Mario, Typing Trainer software helps improve typing speed and expand English vocabulary through exercises and games. In particular, Typing Trainer analyzes user errors and progress in detail.



GUIDE TO LEARNING TO TYPE WITH 10 FINGERS USING TYPINGMASTER PRO

Typing Master Pro is currently the most popular 10-finger typing practice software , offering professional exercises to help users improve their skills in a short time. Here's how to use the software:

Step 1 : Download the latest version of TypingMaster Pro here: **TypingMaster**

Step 2 : Install the software: This is quite simple; just click Next and follow the instructions.

Step 3 : Open TypingMaster Pro, enter your name, and press **Enter**.



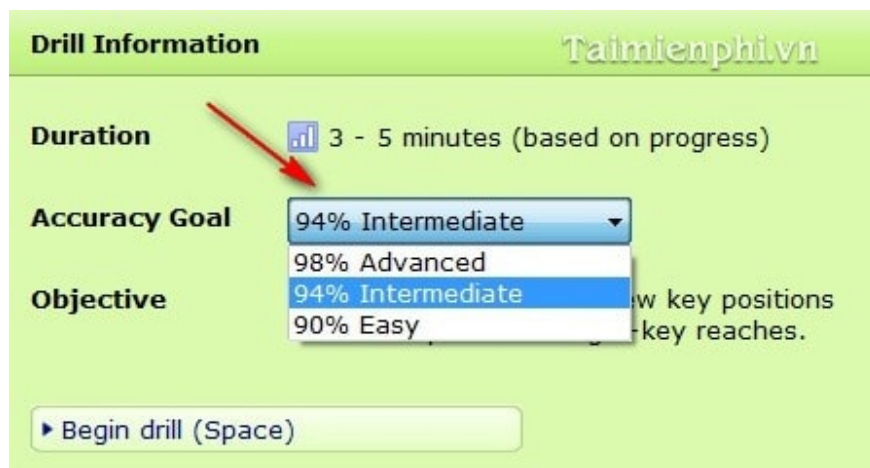
Step 4 : Choose a lesson and practice in the **Course** section :

The software includes 12 lessons, each with 5-7 exercises, and each exercise takes 3-5 minutes to practice.



- 3 levels of training:

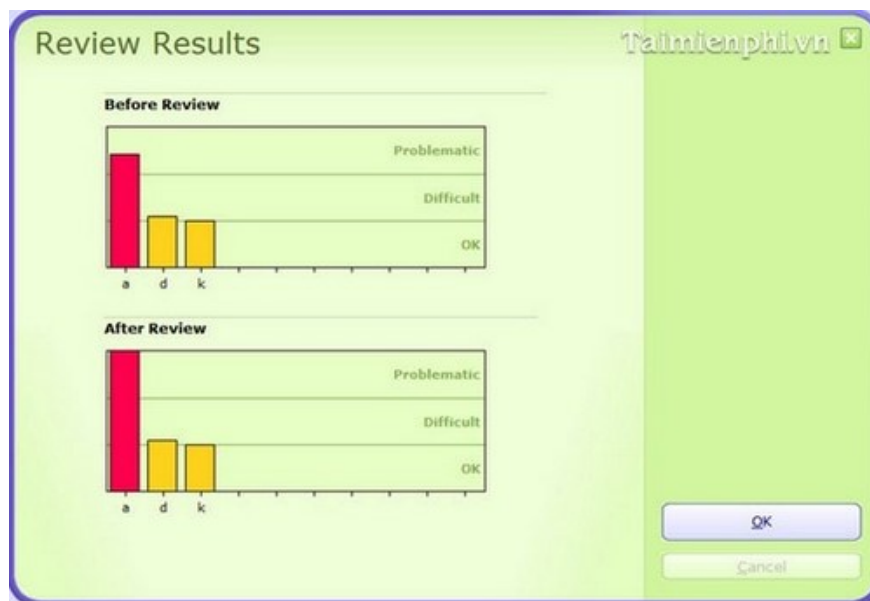
- + 90% Easy: easy
- + 94% Intermediate: average
- + 98% Advanced: difficult.



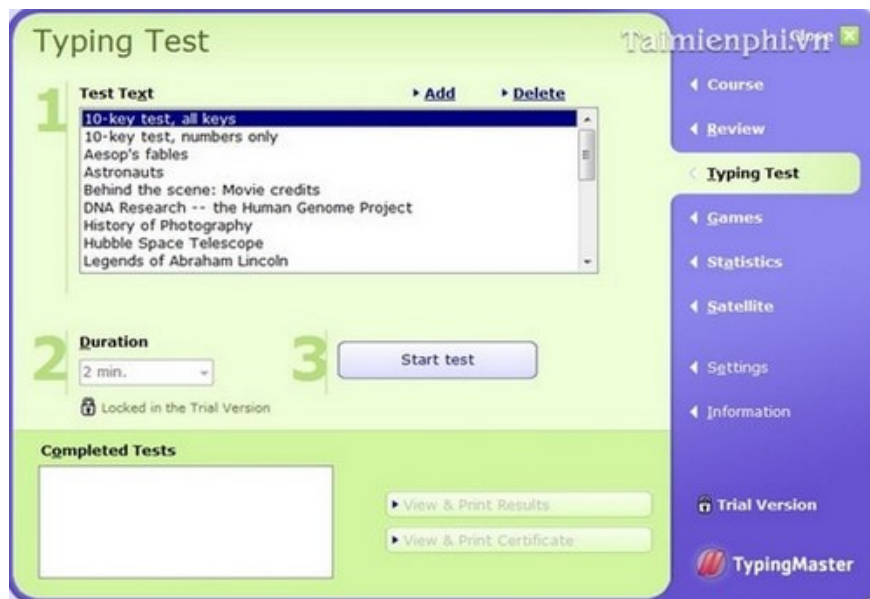
- When practicing, the right side of the screen shows **Time** : Practice time and **Your Progress** : Your current level in the exercise.



- **Review** section : The software will provide you with the keys and words you frequently misspell, encourage you to practice them, and show your results through a graph.



- Typing test section : There are sequences of numbers or passages for you to test your level. You can also add or delete practice exercises if you wish.



- **Settings** section : Installation:

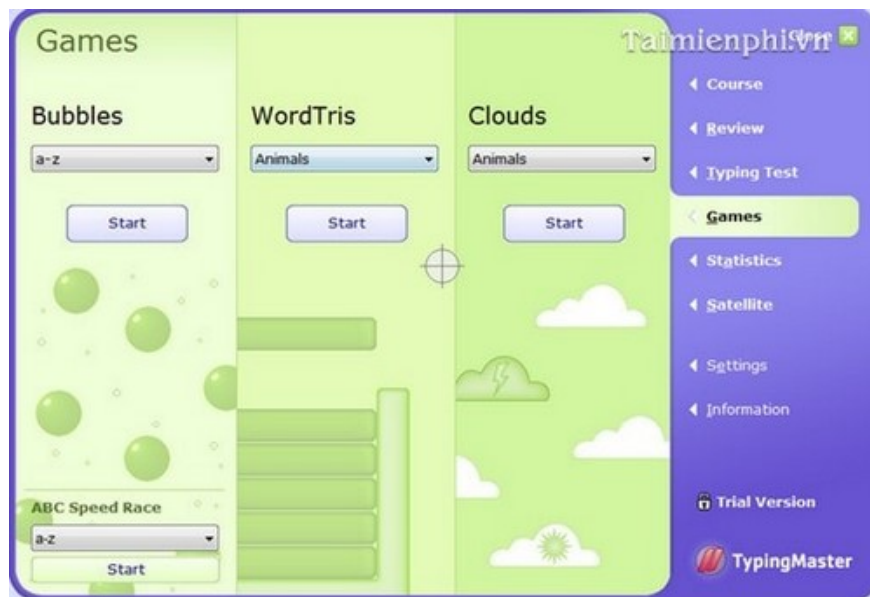
+ Sounds: sound

+ Speed ??unit: a unit of speed measurement

+ Screen size: software size.



- **Games** Section : 3 games to keep you engaged while practicing; simply type the correct letters shown in the bubbles, shapes (WordTris), or clouds (Clouds).



With consistent practice using TypingMaster Pro, your ten-finger typing skills will significantly improve in both speed and accuracy. Additionally, you can refer to and practice with the typing practice software listed in the "Related Software" section above to enhance your typing abilities for work and study.

You finished reading the article "**Practice typing with 10 fingers, effective 10-finger typing practice software.**" edited by the [TipsMake](#) team. We hope this article has provided you with many useful tech tips and tricks. You can search for similar articles on tips and guides. Thank you for reading and for following us regularly.