

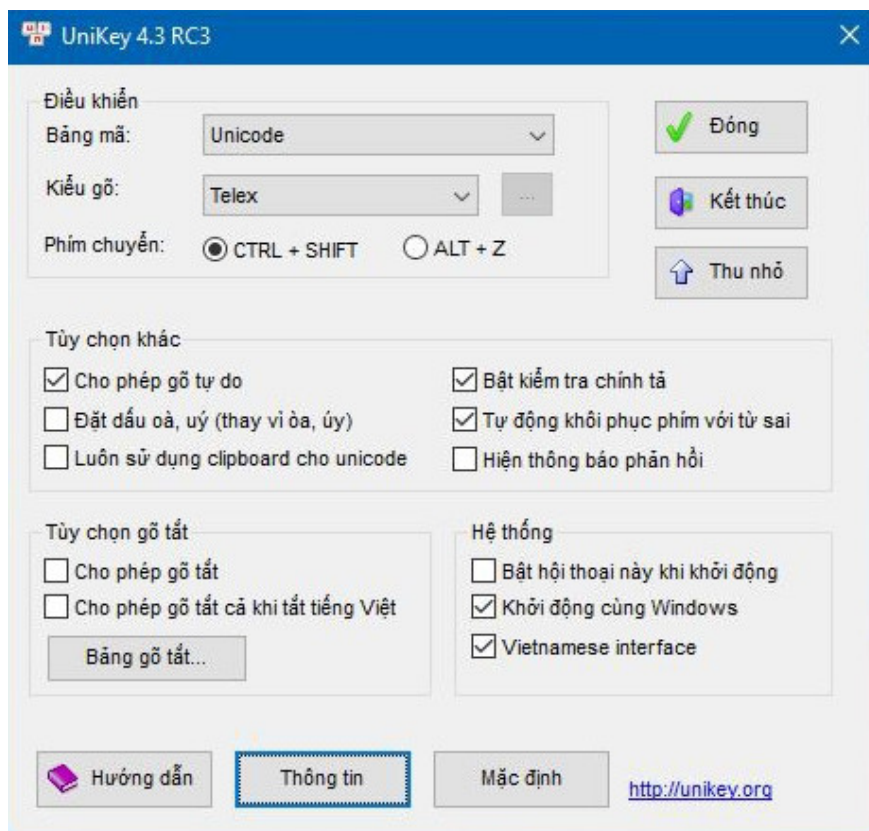
# Please update Unikey 4.3 RC3: Fix Vietnamese typing errors on Chrome and Edge

Vietnamese keyboard input Unikey 4.3 RC3 has just been released by author Pham Kim Long to overcome some errors such as not saving keyboard shortcuts or typing Vietnamese errors in the browser address bar ..

Vietnamese keyboard input Unikey 4.3 RC3 has just been released by author Pham Kim Long to overcome some errors such as not saving keyboard shortcuts or typing Vietnamese errors in the browser address bar .

Unikey 4.3 RC3 has some specific changes as follows:

1. Fixed a bug that did not delete characters before typing Vietnamese in the address bar of the browser that supports text suggestions or in Excel. For example: [d] + [d] = [d?] or [to] + [s] = [sa].
2. Works well on browsers including Chrome, Firefox, Edge, Internet Explorer and even on Microsoft Excel.
3. Fixed a bug that did not allow typing Vietnamese inside the website on Edge browser.

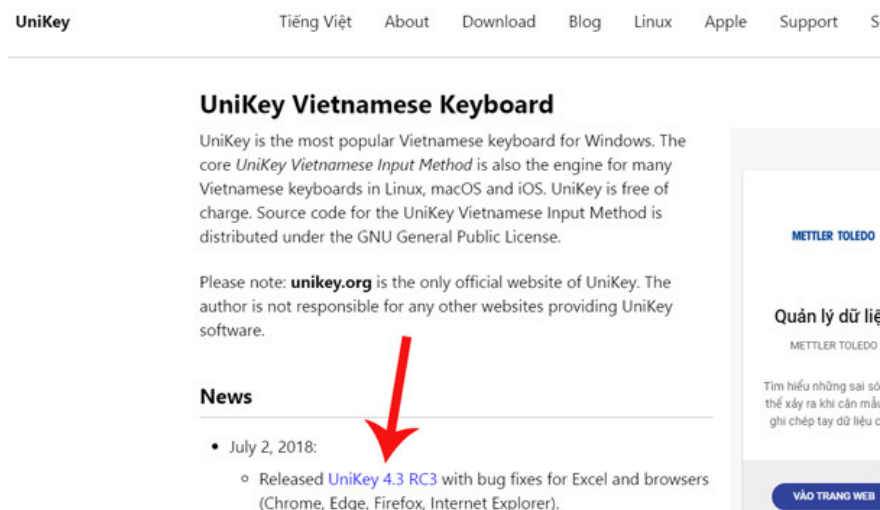


**How to update the Unikey version 4.3 RC3**

Step 1: Delete the old version of Unikey (the old version does not have the feature to automatically update to the new version) by accessing the path C: Program FilesUnikey and deleting the file unikey.exe.

Step 2: Access to the official website of this tool at the link below to download Unikey version 4.3 RC3 about some installation as usual.

## 1. UniKey Vietnamese Keyboard

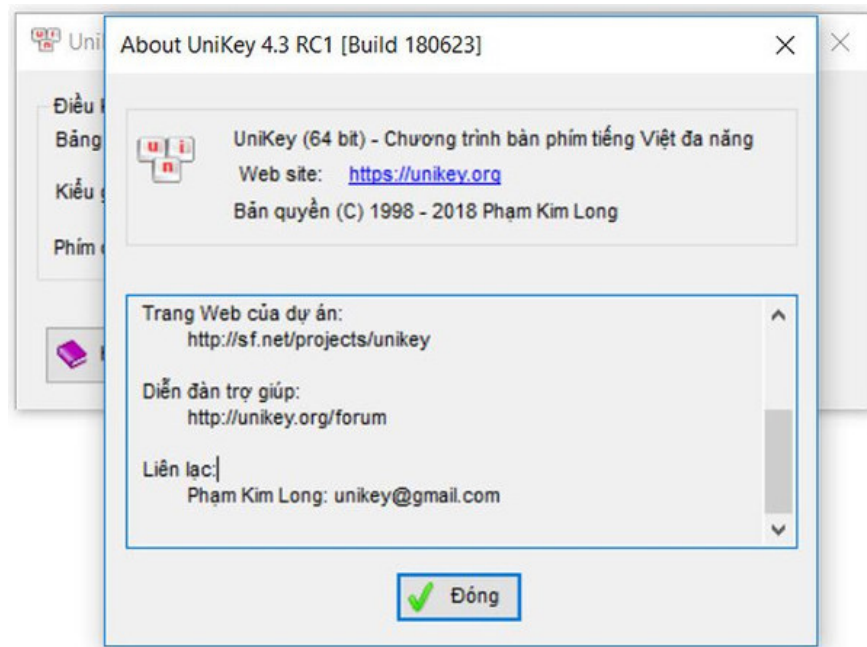


The screenshot shows the UniKey website with a navigation bar at the top containing links for 'Tiếng Việt', 'About', 'Download', 'Blog', 'Linux', 'Apple', 'Support', and 'S'. The main content area features the title 'UniKey Vietnamese Keyboard' followed by a descriptive paragraph. Below this is a 'Please note' section and a 'News' section. A red arrow points to a news item dated July 2, 2018, which states: 'Released UniKey 4.3 RC3 with bug fixes for Excel and browsers (Chrome, Edge, Firefox, Internet Explorer)'. On the right side of the page, there is a sidebar with a 'METTLER TOLEDO' logo, a 'Quản lý dữ liệu' (Data Management) section, and a 'VÀO TRANG WEB' (Go to Website) button.

## There was Unikey 4.3 with the owner authenticated digital signature, invited to download and experience

Recently, developer Pham Kim Long has released the update of Unikey 4.3 to have an authenticated signature. This helps users identify the main percussion, after many fake versions appear rampant on the Internet.

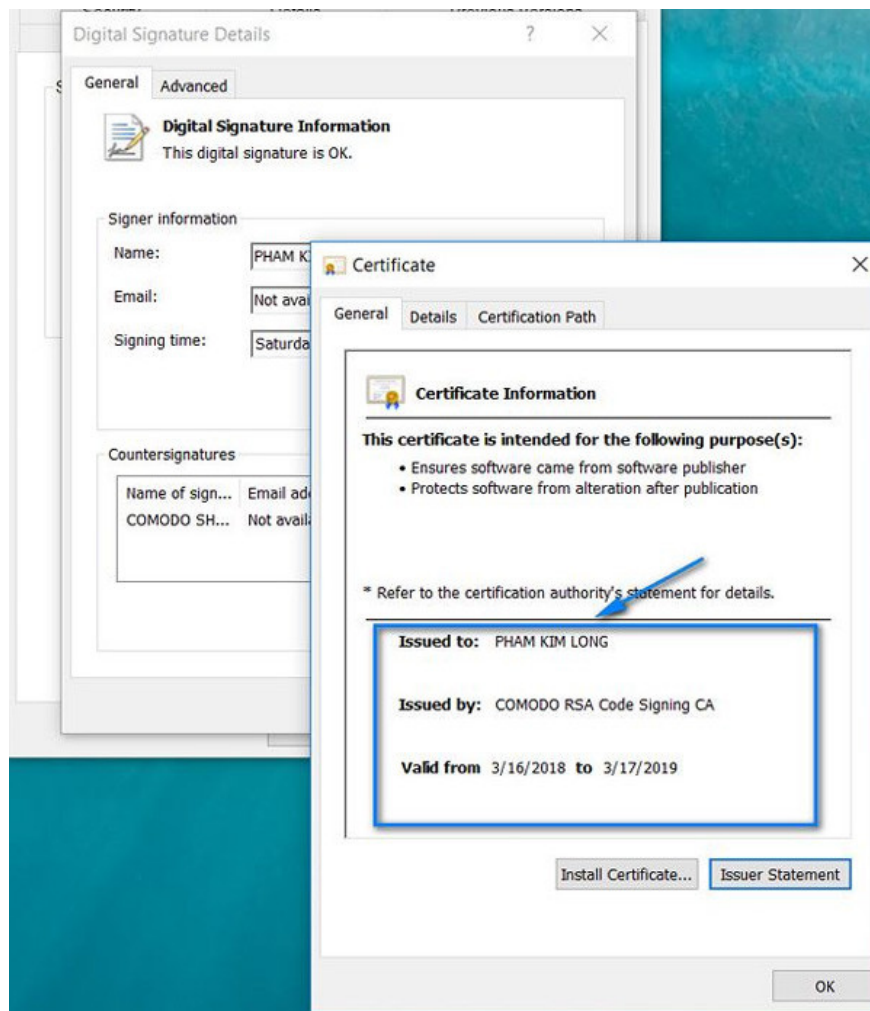
When installing the Unikey version 4.3 with an authenticated digital signature, the computer will determine that this is the official version and do not give a warning that Unikey is the same malware.



Currently, the official version of Unikey is only released at the official website of Unikey at the address: <https://www.unikey.org>, but must go around to get the main download link, you You can click on this link to download Unikey 4.3 to get the file to download faster.

How to determine the version of Unikey owner:

At UniKeyNT.exe icon, right-click -> select Properties -> select Digital Signatures -> select Details -> select View Certificate.



See more:

1. How to block malicious code manually delete Vietkey, Unikey, Zalo on the computer
2. Fix the error Unikey can't type Vietnamese
3. How to convert font code with Unikey

You finished reading the article "**Please update Unikey 4.3 RC3: Fix Vietnamese typing errors on Chrome and Edge**" edited by the [TipsMake](#) team. We hope this article has provided you with many useful tech tips and tricks. You can search for similar articles on tips and guides. Thank you for reading and for following us regularly.