

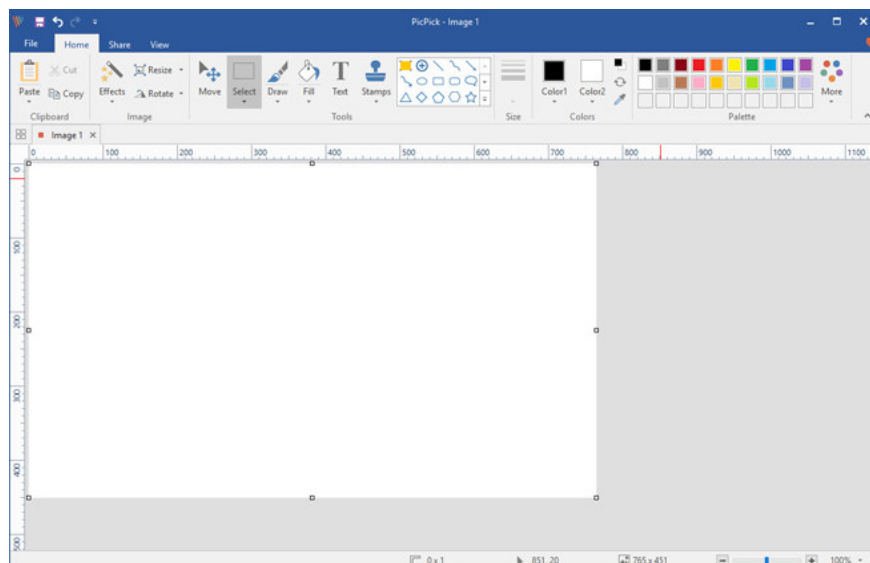
PicPick, a multi-screen screen capture tool, supports pixel measurement, color dots, color coding ...

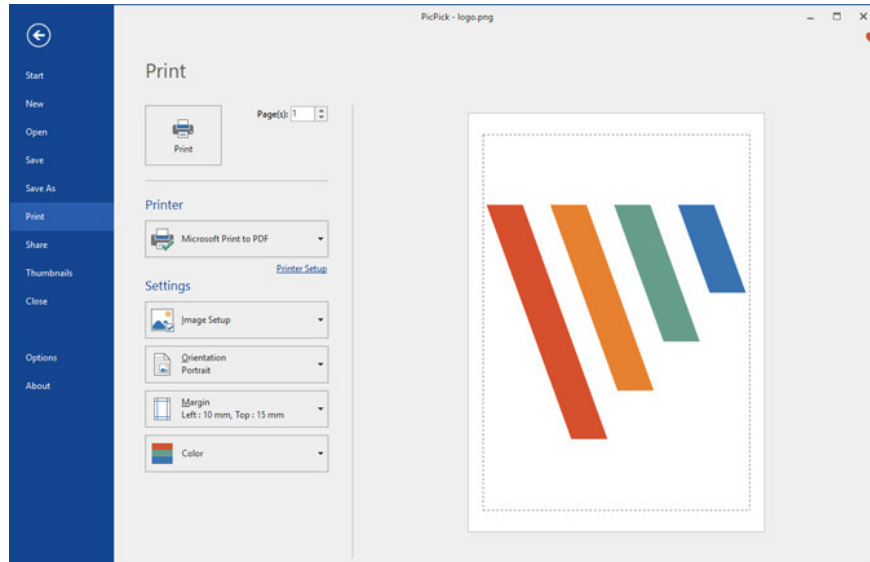
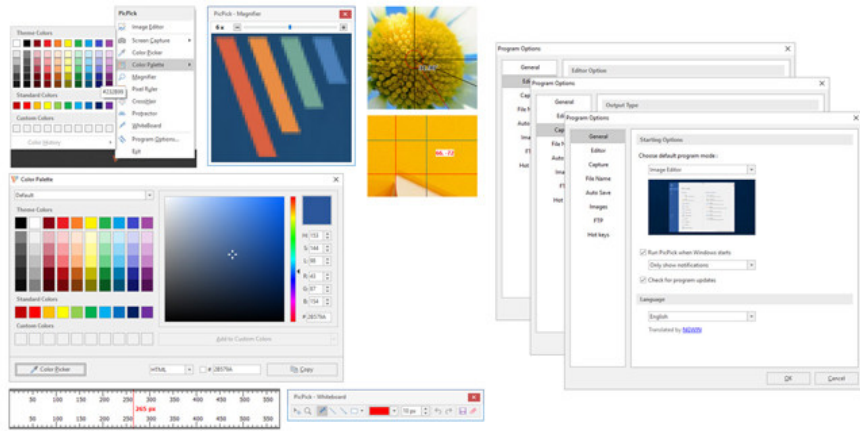
PicPick is a versatile software that not only allows users to take a screenshot of a computer screen, but also can measure pixels, color dots, check color codes or sketch if desired ...

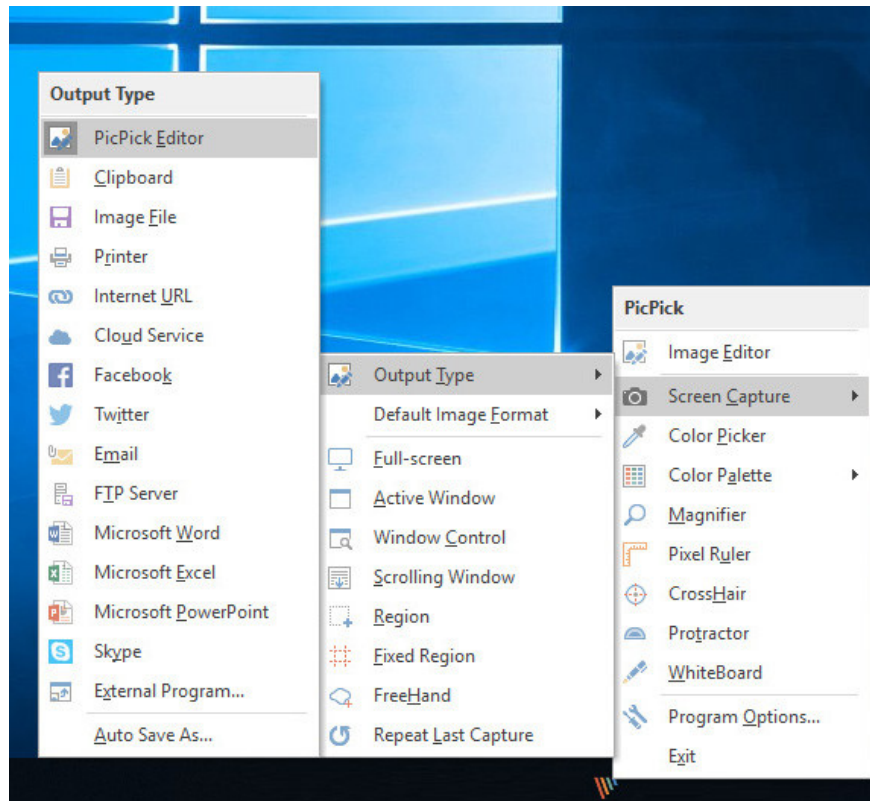
PicPick is a versatile software that not only allows users to take a screenshot of a computer screen, but also can measure pixels, color dots, check color codes or sketch if desired .

Key features of PicPick computer screen capture tool:

1. Various options for capturing different screen shots: capturing full screen, window, double screen, fixed area, continuous shooting of multiple images at the same time, auto-scrolling, adding sound effects or continuous shooting same time.
2. Integrated with many other useful tools to help edit and edit photos faster such as measuring points, color dots, color codes or sketching .
3. Basic image editing support including cut, merge, add effects or notes to photos, resize, rotate.
4. Support to perform image editing in bulk helps reduce editing time.
5. Support many different color encoding (RGB, HTML, C ++ .) to help increase image quality.
6. Support printing images directly via connecting to the printer.
7. Easily share photos via Email, or social networks like Facebook, Twitter .







Download link:

1. PicPick: All-in-one design tool for everyone

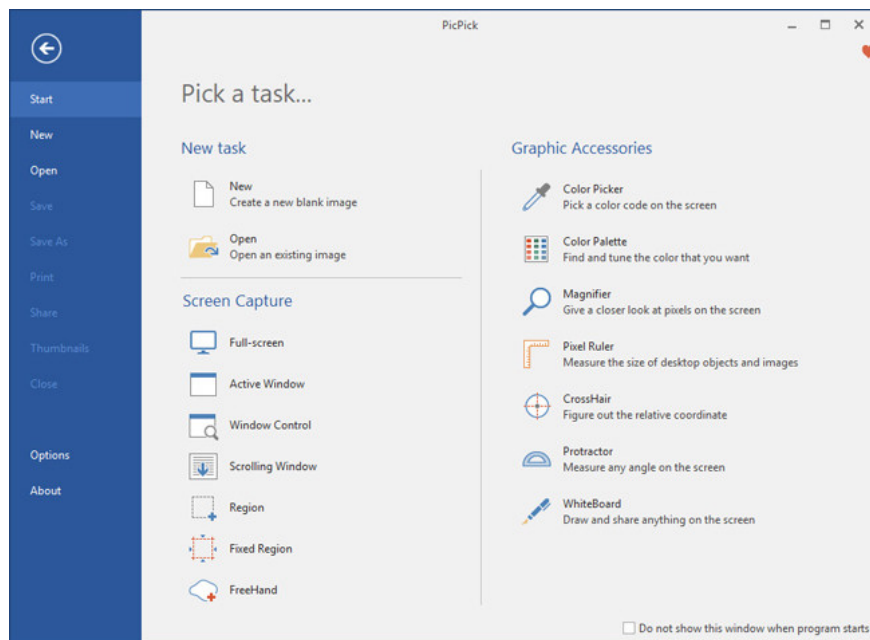
After downloading and installing, open the software and select the tool you want to use, including:

Screen Capture - Screen capture modes include :

1. Full-screen: Full screen capture.
2. Active Windows: Use Windows' default quick shortcut.
3. Windows Control: Use the full control panel with preview.
4. Scrolling Windows: Scroll to capture.
5. Region: Select the region to capture.
6. Fixed Region: Capture by custom size.
7. FreeHand: Take photos according to the cursor position.

Graphic Accessories:

1. Color Picker: Colored dots pen.
2. Color Palette: Color code table.
3. Magnifier: Zoom the image according to the mouse cursor.
4. Pixel Ruler: Measure pixel size.
5. Cross Hair, Protractor: Angle measure.
6. White Board: White board.



If you want to use the small and fast toolkit, users can select Options -> select General -> select Choose default program mode -> switch to Floating Widget mode and turn off the full interface of PicPick.

See more:

1. How to take photos, record screen videos on Chrome
2. Instructions for taking screenshots of Linux computers
3. 23 useful screen capture apps for macOS
4. 15 useful screen capture applications for Windows

You finished reading the article "**PicPick, a multi-screen screen capture tool, supports pixel measurement, color dots, color coding ...**" edited by the [TipsMake](#) team. We hope this article has provided you with many useful tech tips and tricks. You can search for similar articles on tips and guides. Thank you for reading and for following us regularly.