

# Photoleap - The Ultimate AI Editor for All Photos

After using Photoshop for so long, many people never imagined an AI-based mobile app that could handle it all until they stumbled upon the highly rated Photoleap.

After using Photoshop for so long, many people never imagined an AI-based mobile app could handle it all until they stumbled upon the highly rated Photoleap.

## What is Photoleap?

Photoleap is an all-in-one photo editing app. Think Canva and Photoshop rolled into one small smartphone package. Not only can you edit photos, but you can also create AI images, create digital art, and add motion and 3D effects to your photos. That's impressive for a mobile app.

For loyal Lightroom users, the design options that come with it are what enticed them to try the app. If they edit photos on their phone, they'll need another app to add design elements like text and effects. They've used Photoshop Express before, but didn't really like it. They also want to explore the AI capabilities in Photoleap.

## Interface and ease of use

Let's dive into the details. The interface looks attractive and fun, with vibrant colors. At first glance, you can understand that this app is for modern, casual creatives who will appreciate a fast workflow.

Once you're in the app, you'll see a lot of options. Thankfully, everything is organized so it's easy to navigate. There are three sections: **Discover** , **Edit** , and **Generate** .



Most Used




Photo Editor

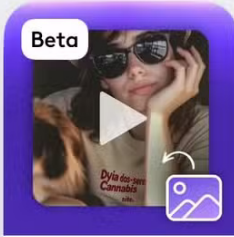



Image to Video



Headshots



Text to Video

Our Top Picks

Recreate any part of your pic


Recreate

Text to Video: bring art to life

Beta

Generate

Social Essentials



11:16

5G



Photoleap

### Start new project

Projects



Photo editor

### Quick edits



Adjust



Cutout



Fast filters



Remove object



Retouch



Enhance



Generative fill



AI Expand



AI Backgrounds



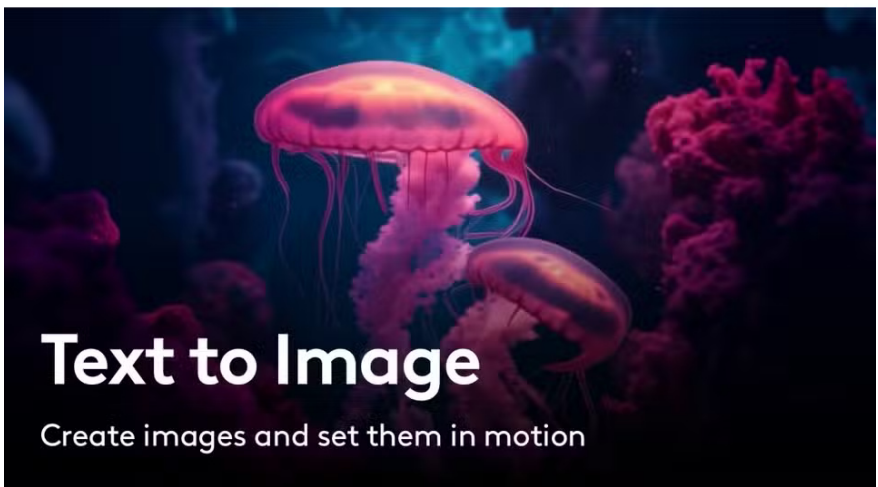
Discover



Edit




Generate



Describe what you want to create

Inspire me 

Generate 



Add a face



Choose a style



Discover



Edit



Generate

**The Discover** section gives you an overview of everything available on the app. The most used modules are at the top. This handy option is appreciated because you don't have to navigate or search for frequently used items. Take some time to check out their top picks section where you can see and learn more about the app's features.

If you are a social media enthusiast, don't miss Social Essentials. You can create portraits and collages, change backgrounds, remove distracting elements, transform heads, and zoom in, all without much hassle. Imagine doing all this in Photoshop. It would be time-consuming and you would need all the design expertise. This app is a great gift if you want to create designs in a snap.

## Photo editing

You'll find all of your photo editing options in the **Edit** section, which is where you'll spend most of your time. At first glance, the first impression is a little disappointing. The tools are arranged linearly, not in groups like Lightroom. The Edit section has all of the essential tools you need to edit your photos, but they're arranged a little differently.

If you're an experienced photo editor, this can be frustrating. But for the most part, you'll find them in the order you expect. If you can't find a particular tool, take some time to look around. Rest assured, you'll find it—it just takes a little time to get used to the new layout.

You'll have fun with the selective editing options, which let you edit individual elements of your image, such as the subject, background, and sky. The Curves tool, which you rarely see in basic photo editors, is also worth a mention. It gives you more control over brightness, contrast, and color correction, making your images look punchy and sharp.





## **AI Features**

To start, you must try the AI-powered Remove tool. Just click the button and all the distractions will disappear in a second. It doesn't get any easier than that.





A word of caution, though. As with all AI edits, don't go overboard or your images will look creepy. Zoom in as much as you can when editing and be careful. After trying several different photos, the quality of your AI edits will largely depend on the quality of your images. You'll likely get precise, detailed designs with high-quality images. On the other hand, the results will be inconsistent with lower-quality photos.

If you are interested in creating images, the Photoleap option works great. Many people rarely create images with AI, so they don't use it much. However, some people like the Image to Video option. The results are seamless and practical. If you like sparkle and magic, try the Animate option to bring your photos to life.

## **Who is Photoleap for?**

From what you've learned so far, you should have a good idea of whether Photoleap is right for you. Keep in mind that all of these powerful tools may not be useful for realistic or documentary photography. They're meant for creating artistic and expressive images. Just keep that in mind before you sign up and commit to using the app.



If you are a busy creative looking to speed up your workflow, you will love this app. It will also benefit influencers who need to create modern designs quickly. If you are a regular user, you will love this easy app for creating party invitations and fun pranks for your family and friends.

Photoleap costs \$59.99 for a yearly subscription and \$7.99 for a monthly subscription.

You finished reading the article "**Photoleap - The Ultimate AI Editor for All Photos**" edited by the [TipsMake](#) team. We hope this article has provided you with many useful tech tips and tricks. You can search for similar articles on tips and guides. Thank you for reading and for following us regularly.