

Perfect Cream: Tips for the perfect cake

Here's how to play Perfect Cream and the note that you need to know in this fun game to spread cream on cake.

Simple and used to relax, Perfect Cream is a game that is attracting a lot of players with towering positions on the CHPlay and App Store charts. This is a game that just requires you a very simple task that is to spread ice cream on cakes.


Although the game has a fairly simple way of playing, you may question the mechanics. How to make the perfect cake. How to play Perfect Cream and what this game does.

If you have any idea about this game, you can leave a comment below. For now, read through the content below to get started with Perfect Cream.

Download Perfect Cream for iOS

How to play Perfect Cream

There are a few important things that you may also know when playing Perfect Cream for the first time. First, you need to make sure you don't waste your ice cream. You lose your ice cream by pressing on the screen when your ice cream hose is not on one of the cookies you are trying to cover.



You also need to know if you do well at one level, the carousel will become faster at the next level. The emoji icon on the side of the screen will tell you if you made a perfect cake or dropped a cream of a cake.

Those are the two basic things in Perfect Cream, completing the perfect cakes will speed up your play. Also drop a lot of ice cream, you will need a lot of time to unlock everything the game offers.

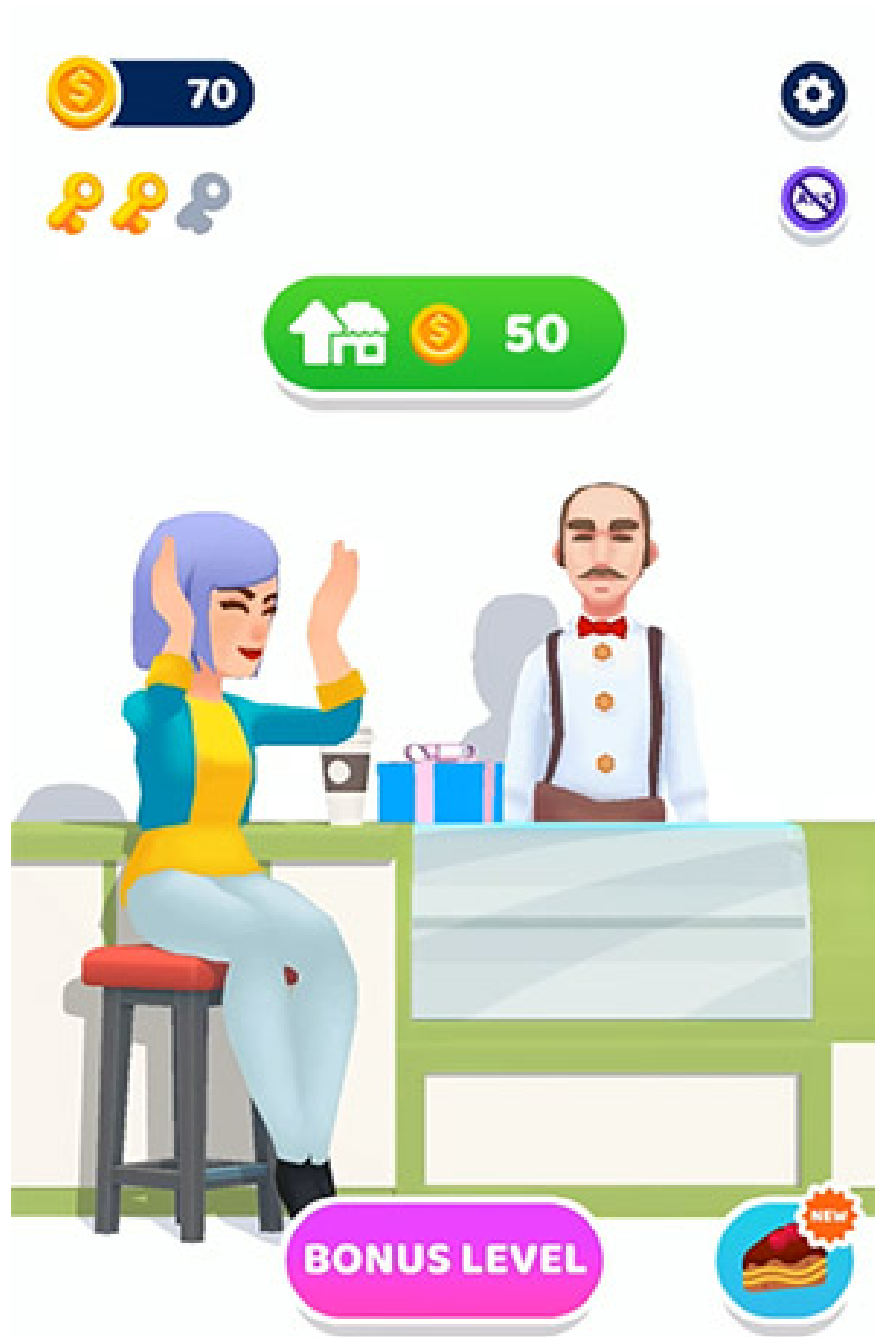
The number of stars at the end of the game



The star rating you get at the end of each level will help you unlock new items for you to cover with ice cream, such as the picture on the strawberry. The higher the star rating, the more chances it will unlock.

That's why you shouldn't waste your ice cream, as this can cause you to miss unlocking an item, so the more ice creams you put on the item, the more items you can open.

What is the Coin for?




Coins for you to buy things to upgrade your cake. Although these are only aesthetic, they completely give you a different feeling that other regular experiences do not.

You will see the store upgrade button on the main page of the game and when you have enough money. You should save them and unlock the next item.

You will get money after playing, but the biggest reward comes from the lockbox. You can open them with in-game keys or by watching videos.

What are other nozzles and cream for?



One more thing, this is just an aesthetic addition. The same thing will happen with different types of ice cream that you can unlock while playing. You can check the ice cream store to see which creams you have received.

You finished reading the article "**Perfect Cream: Tips for the perfect cake**" edited by the [TipsMake](#) team. We hope this article has provided you with many useful tech tips and tricks. You can search for similar articles on tips and guides. Thank you for reading and for following us regularly.