

Parallel use of headphones and speakers on Windows 10 April Update

If you have updated to Windows 10 April Update, you can immediately use the simultaneous playback of the speakerphone and the headset without installing additional software.

The April 10 version of Windows Update has officially released users with a lot of new features, including the ability to simultaneously play the speakerphone and headphones on the computer without installing any other software. Previously, the Network Administrator once instructed you to read how to use speakers and headphones simultaneously through the installation of Audio Router software.

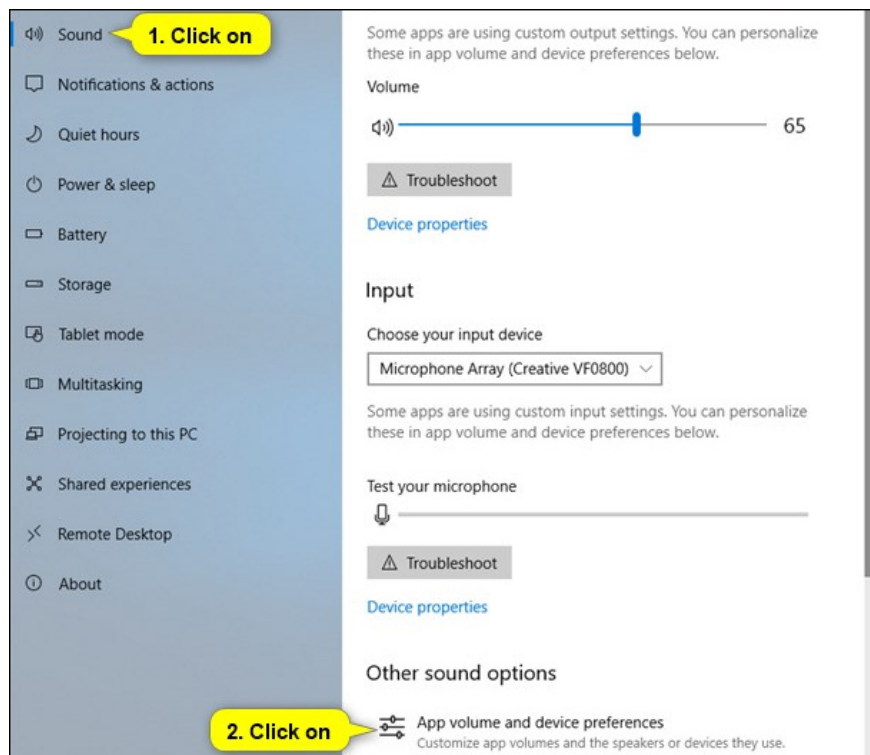
However, when you update Windows 10 April Update, you can use it immediately, to use the computer speaker at the same time with the headphone cord plugged into the computer headphone port.

1. How to download Windows 10 April update 2018 Update 1803
2. How to use both headset and speaker simultaneously on the computer
3. Notable new features on the Windows 10 April update 2018 Update

How to play external speakers and headphones at the same time Windows 10

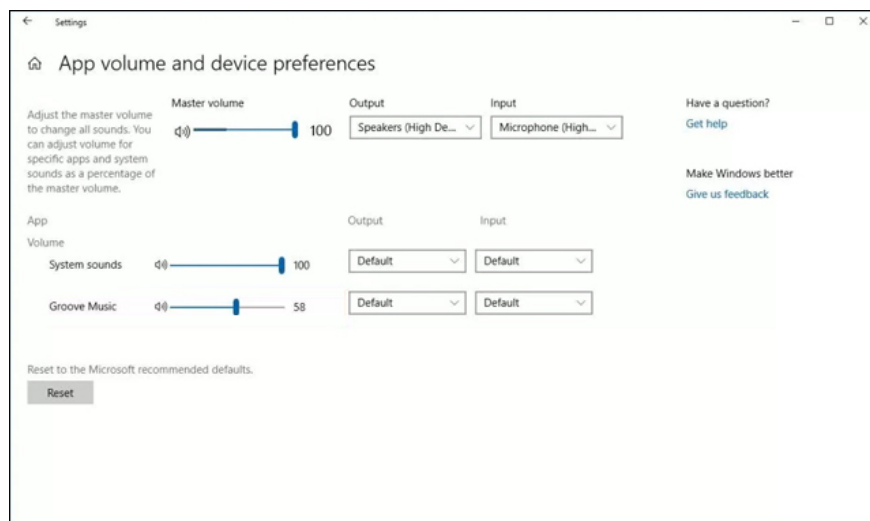
Step 1:

First, update to Windows 10 April Update on your computer. Then go to **Settings> System> Sound** . Click on the **App volume and device preferences option** .




Step 2:

Switch to the new interface and you'll see all the applications playing music on your computer, including on the web browser. The **Output** section will give you the option to allow music to play different devices.



To convert different playback devices, simply **click Output** and select the audio source to finish. Besides, users can also adjust the volume at each different music player application.



Although this feature is extremely simple, but Windows 10 April Update has brought an extremely new experience to users. Instead of installing support software and using a Bluetooth speaker connected to a computer or a wireless headset, with this new Windows 10 April Update you just need to choose to use it.

See more:

1. Error 0x8007042b when updating Windows 10 April 2018 and how to fix it
2. How to turn on the option Skip Ahead to always update Windows as soon as possible
3. What's special about Windows 10 April Update update?

I wish you all success!

You finished reading the article "**Parallel use of headphones and speakers on Windows 10 April Update**" edited by the [TipsMake](#) team. We hope this article has provided you with many useful tech tips and tricks. You can search for similar articles on tips and guides. Thank you for reading and for following us regularly.