

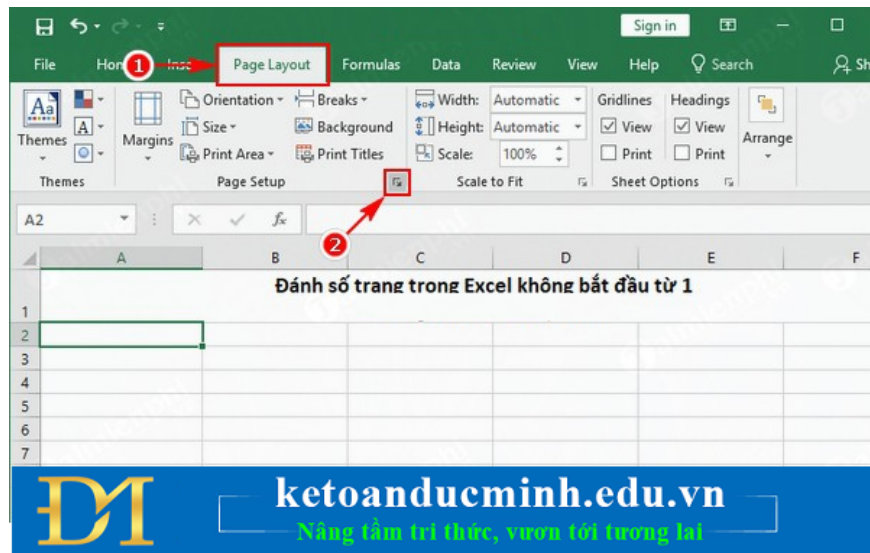
Page numbering in Excel does not start with number 1

When you have a multi-page Excel data file and you don't want page numbers starting with 01, what should you do?

To number the starting page is not 01, you follow the steps below!

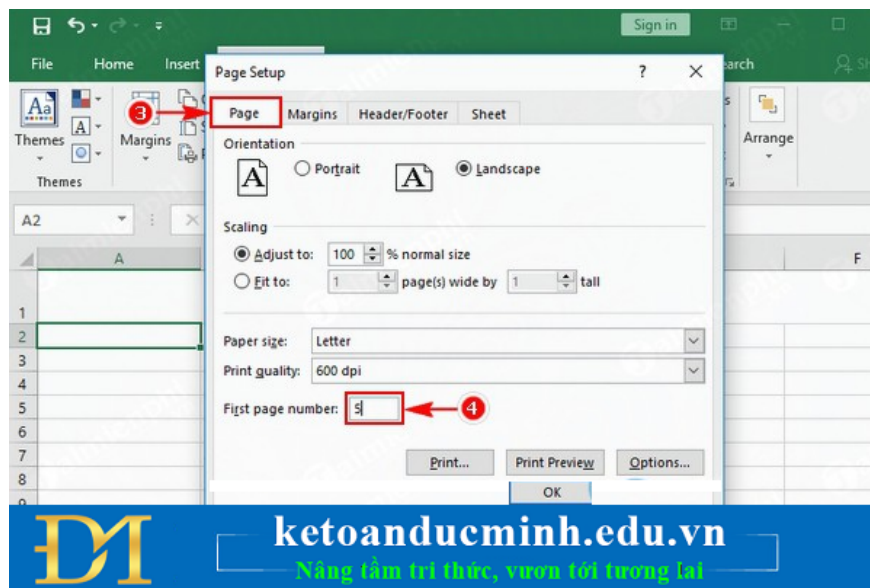
Step 1:

You go to the **Page Layout** bar, select **Page Setup**.



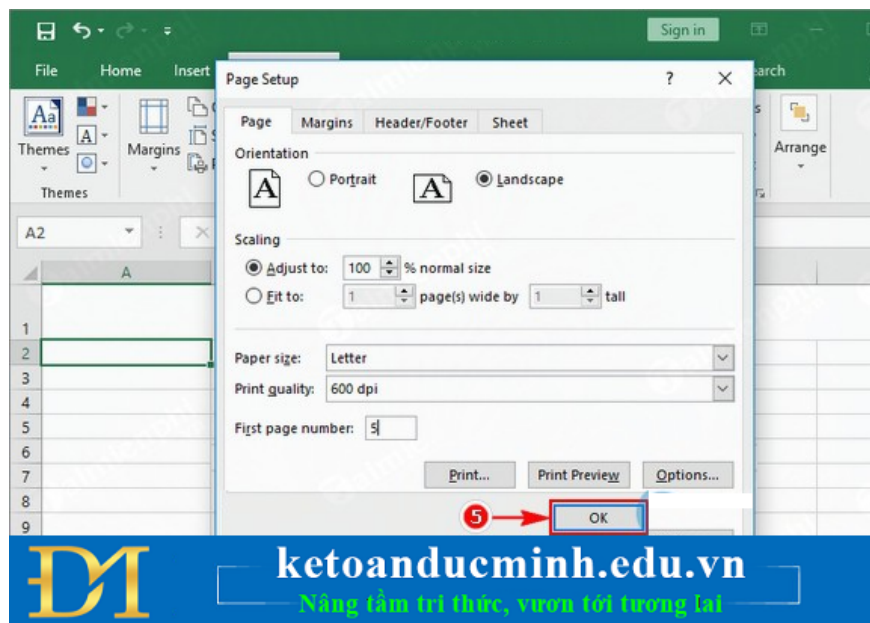
Step 2:

Go to **Page** , in **First page number**, enter the number of pages you want to start. The example starts from number 5.



Step 3:

Click Ok to confirm.



So you're done page numbering does not start from 1, want to make sure you press Home, select Print or press Ctrl + P to open Print Preview to check. You can also apply this trick on other versions of Excel.

You finished reading the article "**Page numbering in Excel does not start with number 1**" edited by the [TipsMake](#) team. We hope this article has provided you with many useful tech tips and tricks. You can search for similar articles on tips and guides. Thank you for reading and for following us regularly.