

# Overcooked download offer, super fun team cooking game is free

Overcooked is a co-op cooking game that supports up to 4 players.

Overcooked is a co-op cooking game that supports up to 4 players. In the game, the player and his team members must prepare the ingredients and cook the order items in the fastest time possible.

The most difficult and interesting point of this game comes from the division of work, avoiding chaos in the kitchen because the 'wild' kitchen surfaces can 'change shape' anytime and beyond the imagination. player.



Players can also choose to play Overcooked alone if they feel unable to teamwork with others. At that time, the kitchen space will be smaller, the number of orders reasonable enough for you to express the agility and the ability to work independently.

The way to play Overcooked is quite simple, just prepare ingredients, receive orders from customers and cook but not easy to play well, especially in co-op mode.





## Requires configuration to smooth game Overcooked

Windows 7 (32-bit) (hoặc cao hơn)

CPU Dual Core 2.4Ghz (hoặc cao hơn)

HDD 750 MB (hoặc cao hơn)

RAM 2 GB (hoặc cao hơn)

Graphics GeForce 8800 GT / AMD HD 6850 / Intel HD Graphics 4400 (hoặc cao hơn)

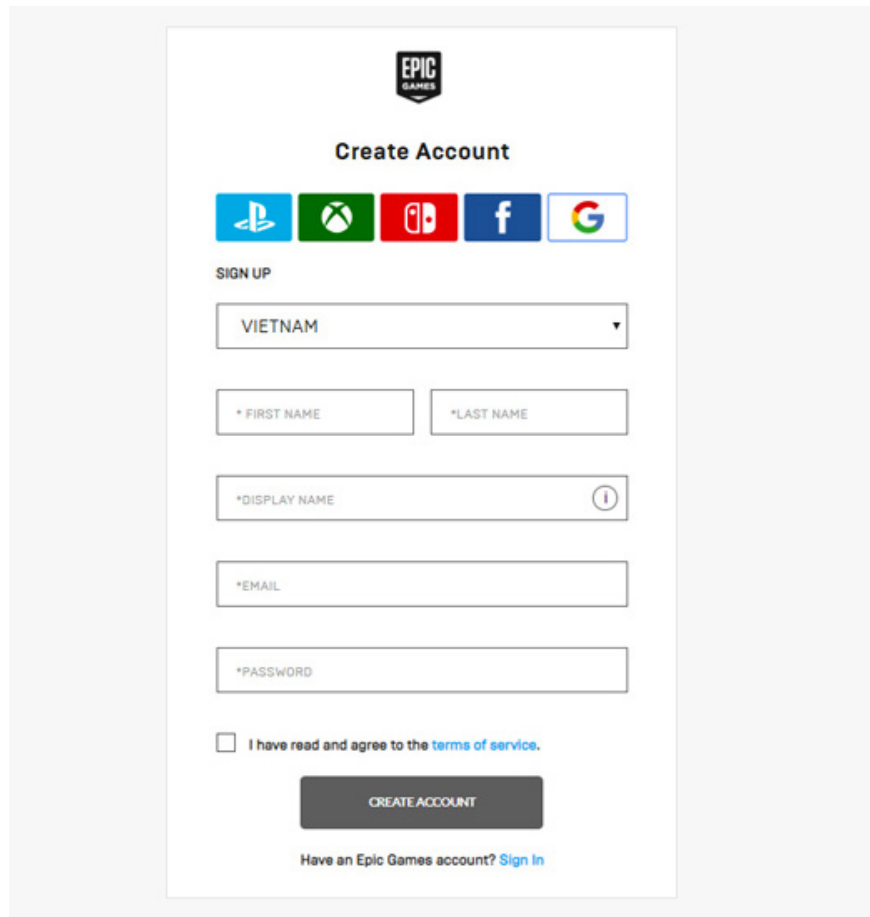
DirectX Version 11 & Direct X Compatible Sound Card (hoặc cao hơn)

Currently, Overcooked has an international market price of \$ 16.99 and is now available for free on Epic Games Store until the end of July 11, 2019. If you are interested in this interesting cooking game, please quickly register to receive Overcooked without spending any money.

## Instructions to download and install Overcooked game on Windows

Step 1: Register for Epic Games account by accessing and linking below, complete the information, then click **Create Account** . If you already have an Epic Games account, skip this step.

<https://accounts.epicgames.com/login>

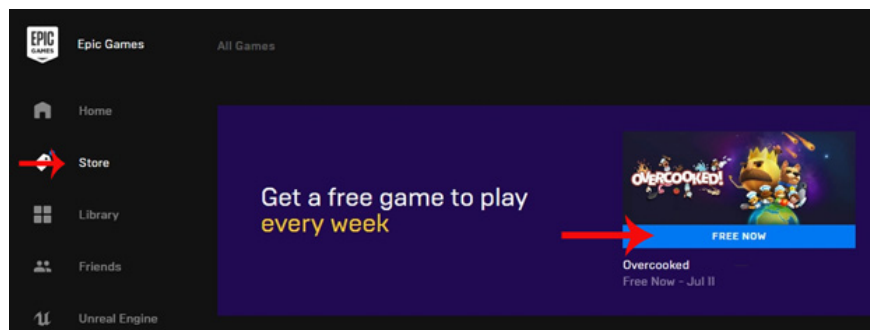


The image shows the Epic Games 'Create Account' form. At the top is the Epic Games logo. Below it, the text 'Create Account' is centered. There are five social media icons: PlayStation, Xbox, Nintendo Switch, Facebook, and Google. Underneath is a 'SIGN UP' section with a dropdown menu set to 'VIETNAM'. Below that are input fields for '\* FIRST NAME', '\* LAST NAME', '\* DISPLAY NAME' (with a help icon), '\* EMAIL', and '\* PASSWORD'. A checkbox is present with the text 'I have read and agree to the [terms of service](#)'. At the bottom is a dark grey 'CREATE ACCOUNT' button and a link that says 'Have an Epic Games account? [Sign In](#)'.

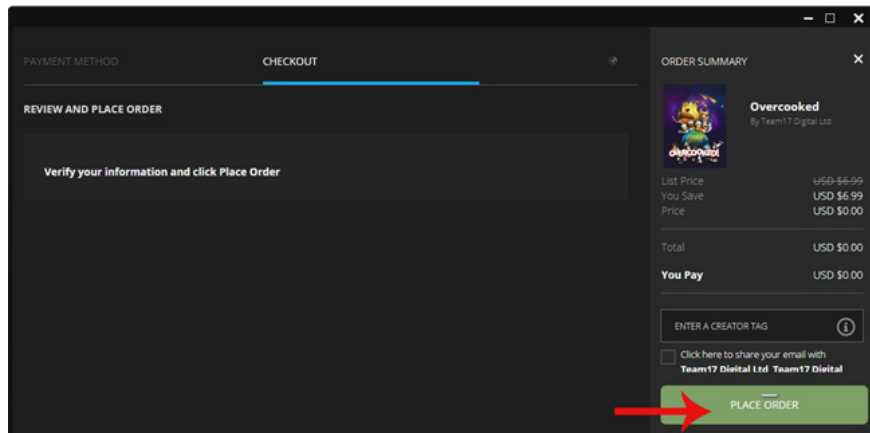
Step 2: Download and install Epic Games Launcher on your computer according to the link below.

1. Download Epic Games Launcher for Win

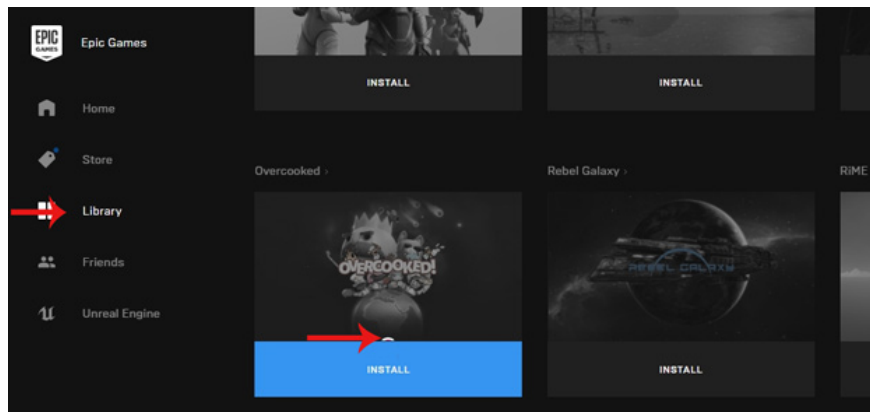
Step 3: Open Epic Games Launcher on your computer -> select **Store** -> click on Overcooked's avatar.



Step 4: At the detailed information page of the game, click **Free** to create a payment with a price of 0? -> click on **Place Oder** to confirm payment completion.



Step 6: Go to Library -> click **Install** button below Overcooked's avatar to proceed to download and install the game.



1. Sony donates Detroit for free: Become HumanReal Madrid, blockbuster with the best plot of 2019
2. Download Last Day of June, a gentle puzzle adventure game that is free

You finished reading the article "**Overcooked download offer, super fun team cooking game is free**" edited by the [TipsMake](#) team. We hope this article has provided you with many useful tech tips and tricks. You can search for similar articles on tips and guides. Thank you for reading and for following us regularly.