

Nvidia Geforce Experience - A guide to downloading, installing, and using it.

Nvidia Geforce Experience is NVIDIA graphics card optimization software that enhances gaming performance and makes driver updates easier. With features like ShadowPlay video recording, optimized game settings, and automatic driver updates, this software provides a smooth gaming experience for gamers.

Nvidia Geforce Experience not only helps update drivers but also optimizes game performance, screen recording, and graphics editing. Download the free software and install it on Windows 10/11 to get the most out of your NVIDIA graphics card.

I. GeForce Experience Application

Key features:

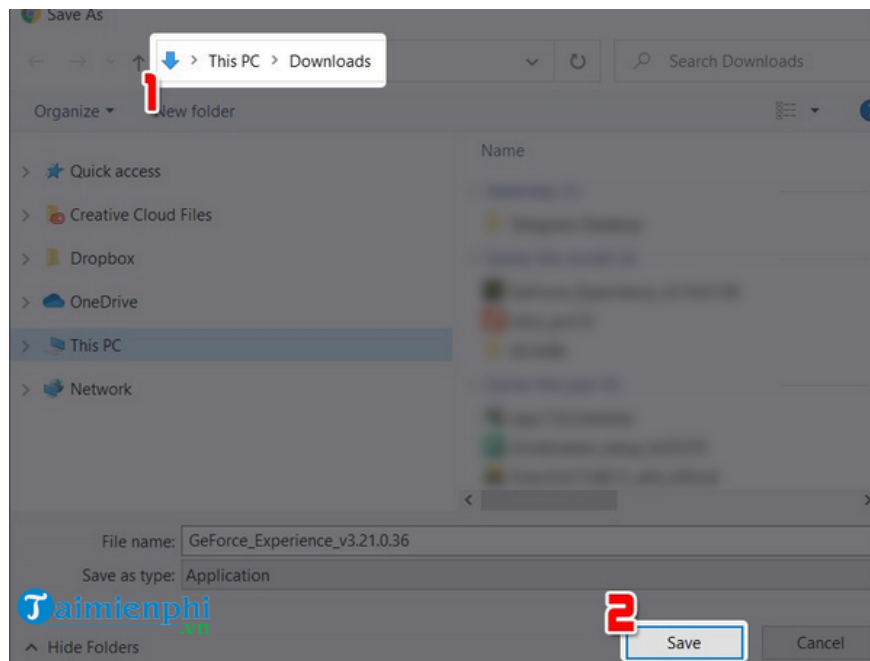
- Record videos and take screenshots with ShadowPlay
- Optimized gaming performance
- Fast driver updates

II. How to install and use Nvidia Geforce Experience

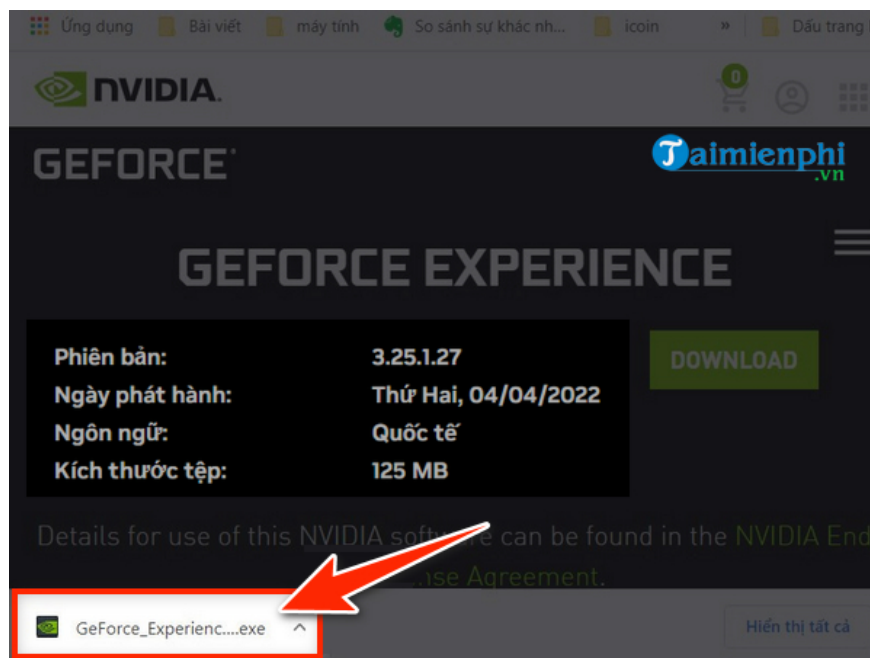
Detailed instructions

Download the latest version of **the NVIDIA GeForce Experience** app here .

Select the folder to save the Geforce Experience file and click " **Save** ".



Open the GeForce Experience installation file that you just downloaded.



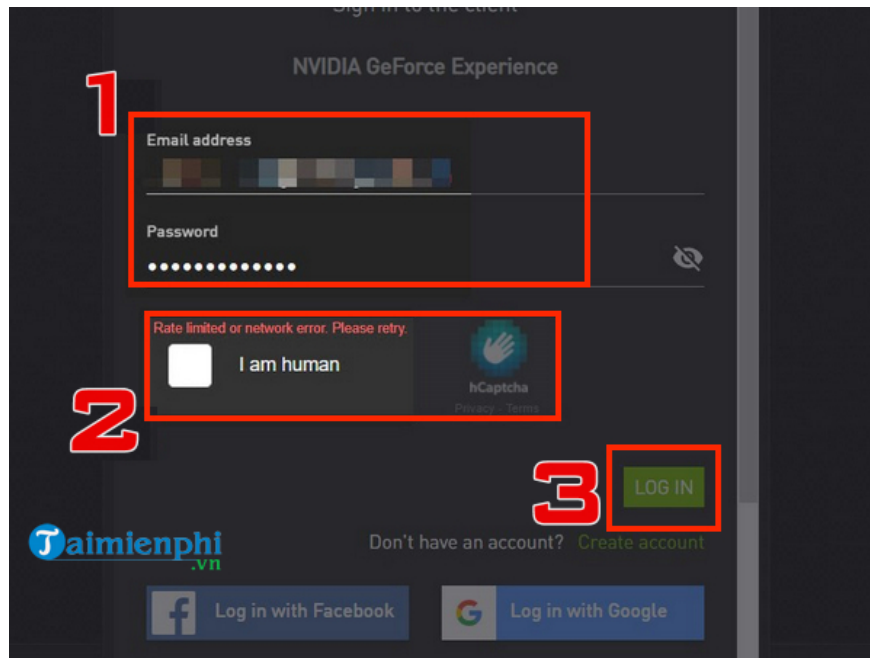
Select " **Agree and Install** " and wait a few minutes, and the installation process will be complete.

Detailed instructions

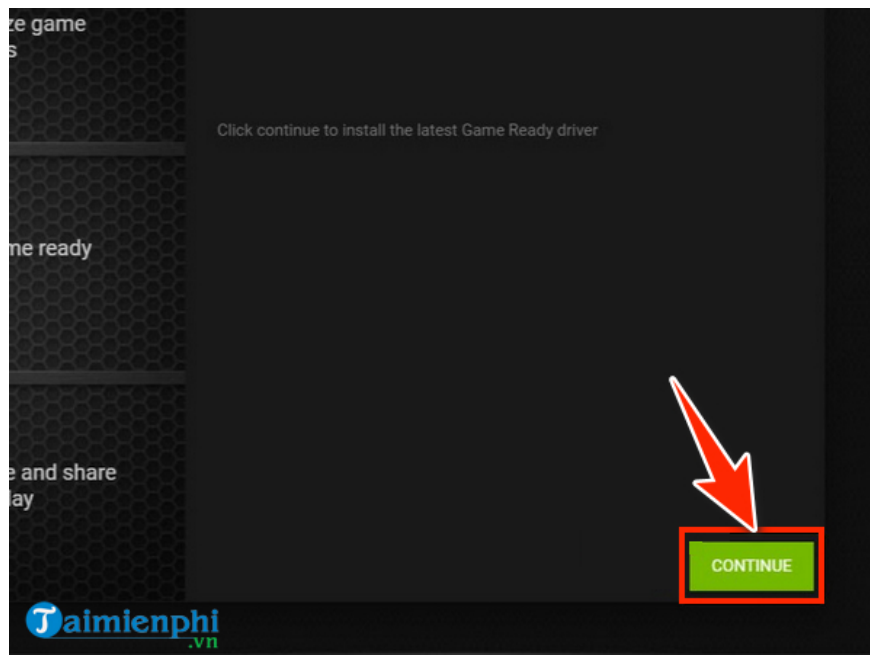
Open the app and select " **Log in** ".

Enter your login information:

- Enter your registered email address and password
- Check the box " **I am Human** "
- Click " **LOG IN** "



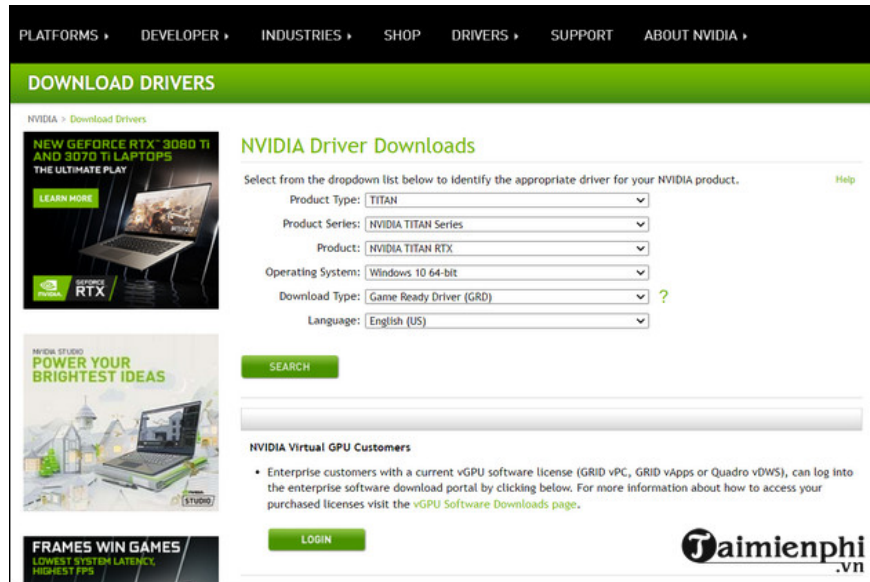
Click " **Continue** ". You have now successfully logged in!



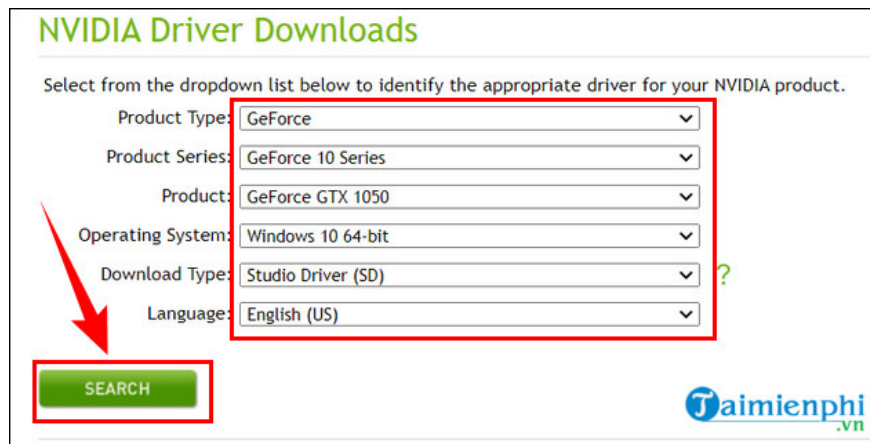
How to log in to NVIDIA GeForce Experience

III. How to update your NVIDIA graphics card, update to the latest NVIDIA graphics card driver.

Access NVIDIA's driver page:



Step 2 : In the **NVIDIA Driver Download** section , select the information related to your graphics card and operating system to download the most suitable and up-to-date driver. Then, select **SEARCH** to have the website automatically find the appropriate driver for you.



Software update guide

Once the website finds a suitable version, simply select **Download** to download and install it.

NVIDIA STUDIO DRIVER

Version: 511.09
Release Date: 2022.1.4
Operating System: Windows 10 64-bit, Windows 11
Language: English (US)
File Size: 798.27 MB

DOWNLOAD

RELEASE HIGHLIGHTS | SUPPORTED PRODUCTS | ADDITIONAL INFORMATION

NVIDIA Studio Drivers provide artists, creators, and 3D developers the best performance and reliability when working with creative applications. To achieve the highest level of reliability, Studio Drivers undergo extensive testing against multi-app creator workflows and multiple revisions of the top creative applications from Adobe to Autodesk and beyond.

Applications

The January NVIDIA Studio Driver provides optimal support for the latest new creative applications announced at CES 2022. This includes the general availability of NVIDIA Omniverse and the latest update for NVIDIA Canvas which adds higher resolution exports and five new materials.

[Learn more about these new releases in our January Studio Blog here.](#)

Jaimienphi.vn

A new page will appear; select "**Agree & Download**" to begin the download process.

Download

This download includes the NVIDIA display driver and GeForce Experience application. Details for use of this NVIDIA software can be found in the [NVIDIA End User License Agreement](#).

DOWNLOAD

GET THE LATEST CREATIVE CONTENT NEWS

Sign up for gaming and entertainment deals, announcements, and more from NVIDIA. Plus creative tips-and-tricks, giveaways, and exclusive discounts.

Email Address:

I am 16 years old or older:

[View NVIDIA's Privacy Policy.](#)

SUBMIT

Jaimienphi.vn

After downloading NVIDIA GeForce Experience, simply run the installer and follow the on-screen instructions to complete the setup process. This application automatically updates NVIDIA graphics card drivers, ensuring optimal performance when gaming or working with graphics.

Additionally, GeForce Experience optimizes game graphics settings based on your computer's hardware, providing a smooth experience without manual adjustments. If you're using Windows 11, this application also synchronizes NVIDIA drivers with the operating system to prevent display and performance issues.

You finished reading the article "**Nvidia Geforce Experience - A guide to downloading, installing, and using it.**" edited by the [TipsMake](#) team. We hope this article has provided you with many useful tech tips and tricks. You can search for similar articles on tips and guides. Thank you for reading and for following us regularly.