

## Nice dust texture

Nice dust texture For street-style photos, we have to use effects like blur, dust or retro to make the image more outstanding and unique. In the following article, TipsMake.com share with readers the beautiful dust texture for Photoshop, image editing below.

For street-style photos, we have to use effects like blur, dust or retro to make the image more outstanding and unique. In the following article, TipsMake.com share with readers the beautiful dust texture for Photoshop, image editing below.



### 1. Synthesis of the most beautiful dust Texture

Here are some sample dust textures in the article.

*Classic dust texture*



*Dust texture retro style*



*Simple dust texture*



*Street style dust texture*



*Dust texture vintage film style*



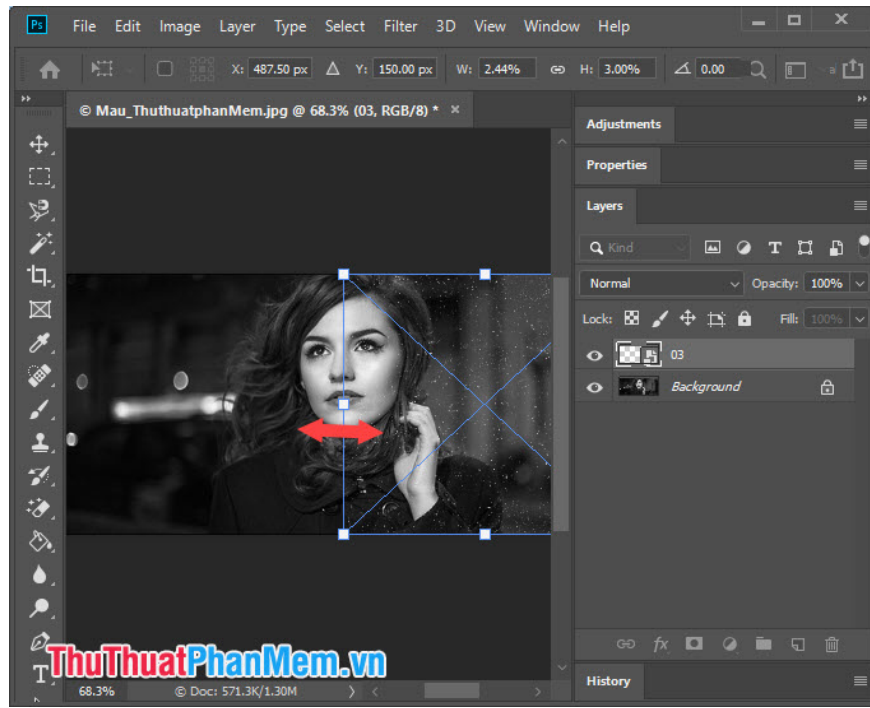
**Download the full set of texture dust here:**

TipsMake\_texture-bui.rar

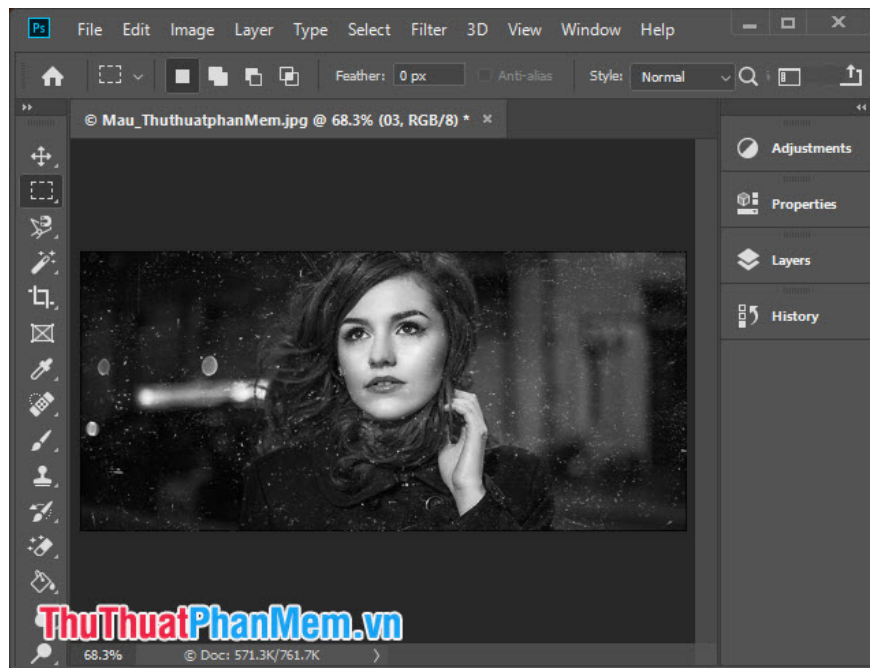
## **2. How to blend dust texture color with Photoshop**

### **2.1. Blend dust texture with PNG format texture**

Open the image you need to add dust texture in Photoshop. You then drag and drop the dust texture file with the PNG image format into Photoshop. After adding the dust texture, press **Ctrl + T** and stretch the dust texture to the whole image.



And then we have a complete picture with a "dusty" effect.

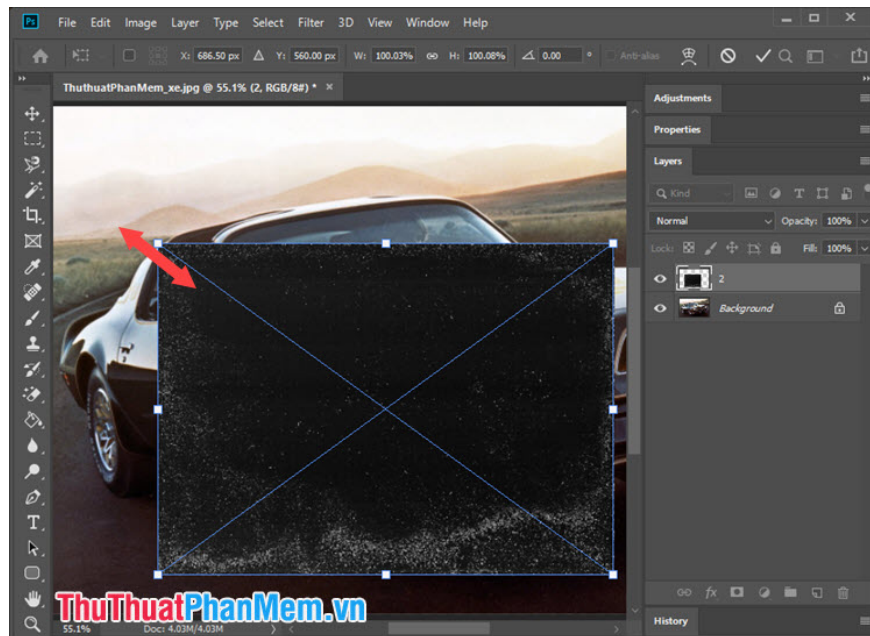


You can view the image before and after adding the texture.

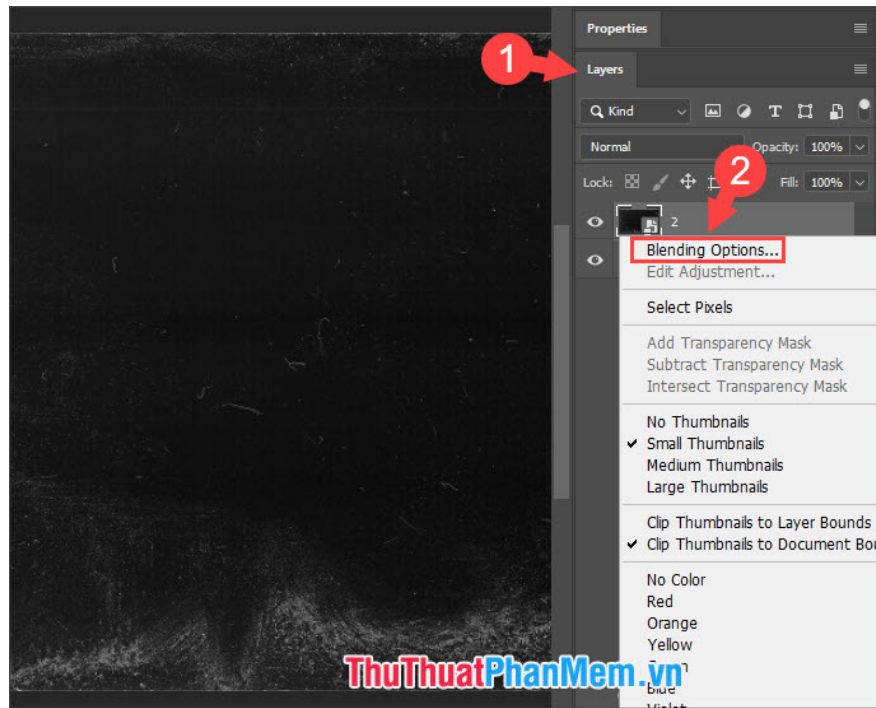


## 2. Blend dust texture with JPG format texture

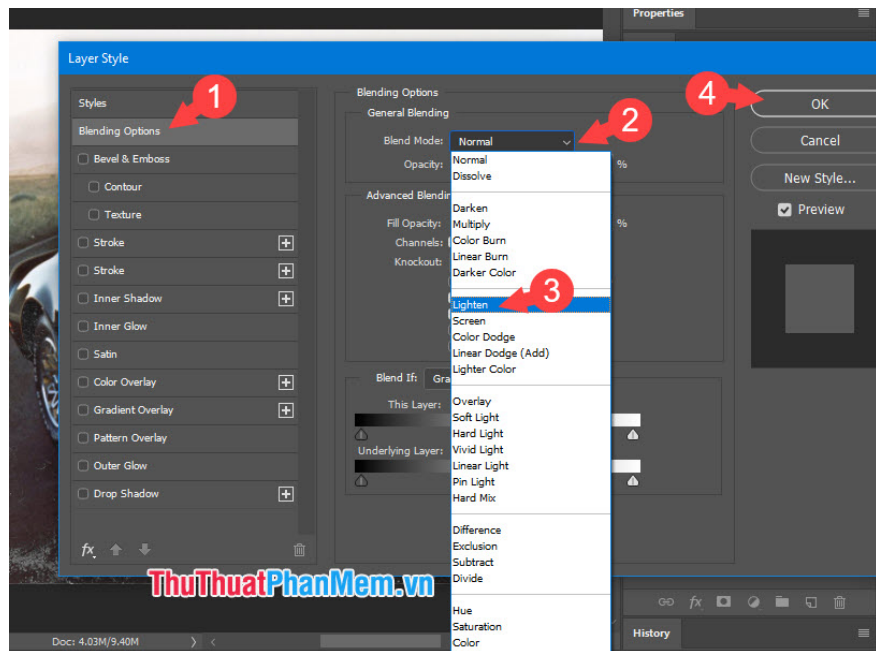
**Step 1:** Open the image you need to blend dust texture. You then drag and drop the dust texture image into Photoshop. Next, press **Ctrl + T** and stretch the dust texture image to cover the whole image.



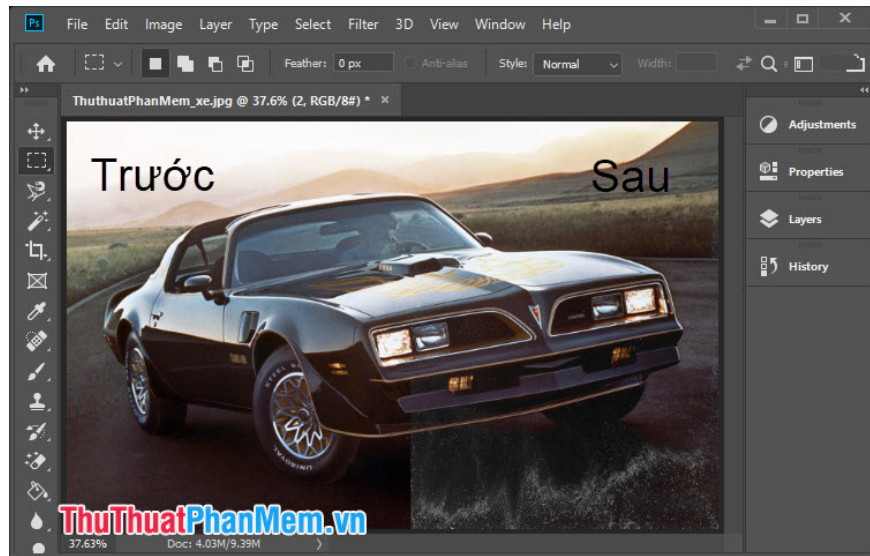
**Step 2:** Right-click on the Dust Texture layer => **Blending Options** .



**Step 3:** At **Blending Options** tab (1) we click on **Blend mode** (2) => **Lighten** (3) and click **OK** (4) to save.



And then we have a nice picture of the dust texture. You can see the difference in the picture below.



With the dust texture in the article, we can create dusty images of street style, classic very beautiful. Good luck!

You finished reading the article "**Nice dust texture**" edited by the [TipsMake](#) team. We hope this article has provided you with many useful tech tips and tricks. You can search for similar articles on tips and guides. Thank you for reading and for following us regularly.