

# New Memory Optimization feature on iOS 11

Storage Optimization is a new feature on iOS 11, capable of cleaning up special memory with iPhone / iPad with low internal memory capacity (16 / 32GB).

iOS 11 comes with a series of upgrades, changing from interface to features. The biggest change is the Control Center, the smarter Siri virtual assistant, the App Store interface has changed a lot, . Besides, some other small features on iOS 11 are equally important. Important, including Storage Optimization.

Storage Optimization is capable of cleaning up memory sandals when your iPhone / iPad runs out of internal memory. Especially for devices with low memory capacity of 16GB or 32GB, this feature is extremely effective.

1. **This is how to upgrade iOS 11 beta**
2. **What is the difference between iOS 11 and iOS 10?**

## Storage Optimization cleans up iOS 11 memory

When we access the **Settings> General Settings> iPhone Capacity** will see a completely new interface. Previously, this item was named Capacity & using iCloud, but changed on iOS 11 version.


This new Store item will have a bar that displays the usage of the applications on the device, as well as free space. This will help users easily grasp general information about capacity.

Besides, when users access certain applications in this list, there will be an option to Remove apps and Delete apps. So what's the difference between these 2 options?

[← Cài đặt chung](#) Dung lượng iPhone

iPhone

Đã dùng: 6,2 GB / 16 GB

 Ứng dụng  Khác

## ĐỀ XUẤT



Gỡ bỏ ứng dụng không sử dụng

Bật

Tự động gỡ bỏ ứng dụng không sử dụng khi bạn sắp hết dung lượng. Tài liệu & dữ liệu của bạn sẽ được lưu.



Facebook

250,2 MB &gt;

Sử dụng sau cùng: 3 thg 6, 2...



Messenger

158,4 MB &gt;

Sử dụng sau cùng: 24 thg 5,...



Dropbox

115,7 MB &gt;

Sử dụng sau cùng: 31 thg 5,...




Spotify

94,6 MB &gt;

Sử dụng sau cùng: 13 thg 5, 2...



Safari



**Facebook**  
Phiên bản 95.0  
Facebook, Inc.

Kích cỡ ứng dụng 231,3 MB

Tài liệu & dữ liệu 18,9 MB

### Gỡ bỏ ứng dụng

Việc này sẽ giải phóng dung lượng mà ứng dụng sử dụng, nhưng vẫn giữ lại tài liệu và dữ liệu. Cài đặt lại ứng dụng sẽ khôi phục dữ liệu của bạn nếu ứng dụng vẫn có sẵn trong App Store.

### Xóa ứng dụng

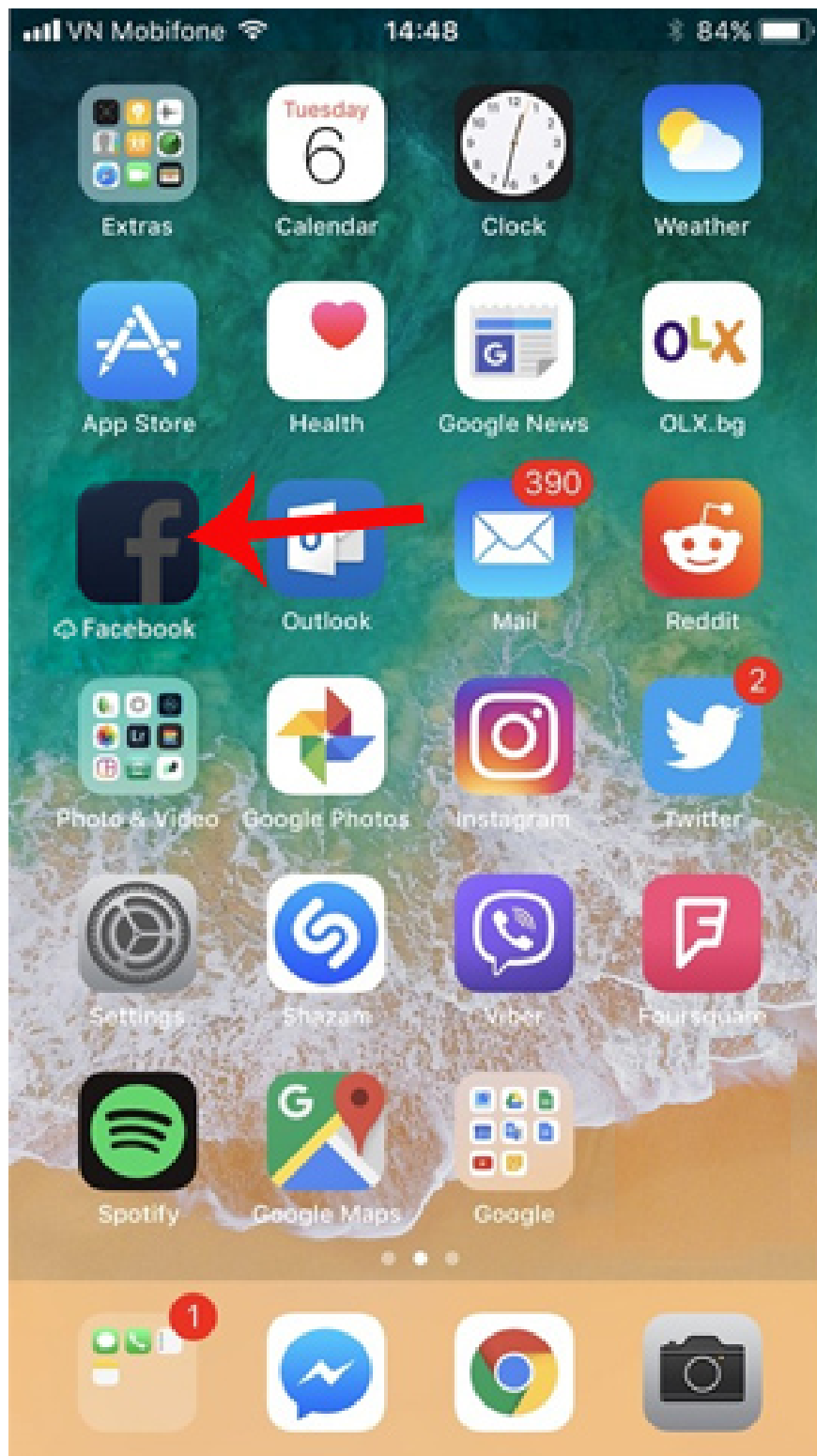
Việc này sẽ xóa ứng dụng và tất cả dữ liệu liên quan khỏi iPhone này. Không thể hoàn tác hành động này.

**Deleting an application** is the default option in iOS versions when users want to uninstall installed applications. When clicked, the application will be removed as well as application-related data. And for reuse, you need to go to the App Store to search for applications to download and reinstall.

With the **Uninstall application** is a new feature on iOS 11, allowing users to delete only the installed memory, but retain all user data. The application icon on the interface still appears but will be blurred only.

To reuse the application, we just need to click on the icon, wait a while for the device to reload the application.





Or go to the application manager, click **Reinstall the app** for reuse.



Thus, the Memory Optimizer feature, which is the option to Uninstall the application, will temporarily remove the unused application, regain the memory capacity for the device, especially games or Facebook, .

The useful point of this option is that the main data will be guaranteed, only the installation files will be erased temporarily. And if you want to use it again, we just need to reload it to use it without having to reset it from scratch.

Don't ignore the small but extremely essential feature for iPhone or iPad with low memory, or you need to clean the device memory.

You finished reading the article "**New Memory Optimization feature on iOS 11**" edited by the [TipsMake](#) team. We hope this article has provided you with many useful tech tips and tricks. You can search for similar articles on tips and guides. Thank you for reading and for following us regularly.

---