

# New features in the Settings application on Windows 11

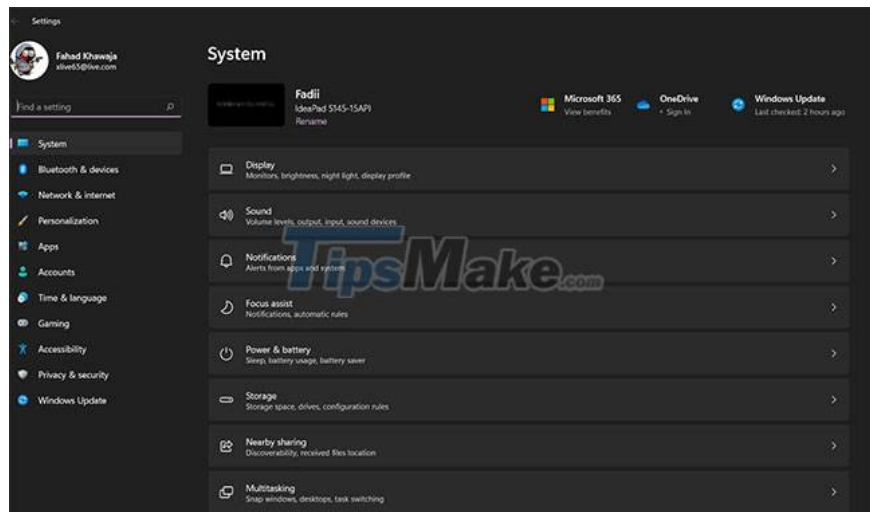
Microsoft has completely redesigned the user interface in Windows 11, which means many apps from Windows 10 will now look different. One of them is the Settings app.

This is an important system app, so let's also TipsMake dig deeper into the Settings app on Windows 11 and try to understand how it's different from the version on Windows 10.

## First look at the Settings menu on Windows 11

When Windows 8 was first released in 2012, Microsoft introduced the Settings app for the first time. Although it is an integral part of Windows today, the application also received a lot of criticism at the time. However, nearly a decade later, the Settings app has become a special tool to help manage your entire Windows 11 PC.

When you launch the Settings app on Windows 11, the first thing you'll notice is that Windows 11 has redesigned the entire app to make configuring your PC easier. The new Settings app is nicer and easier to use than the confusing and complicated navigation interface in Windows 10.

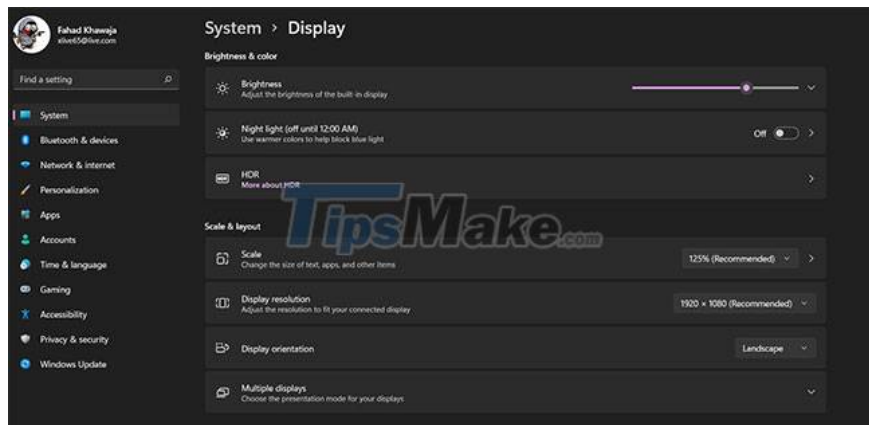


In Windows 10, Microsoft has chosen an overview screen with main sections. In Windows 11, the company made the wise decision to replace the overview screen with a minimalist sidebar containing the main configuration sections. In addition, each submenu also has a thumbnail that provides an overview of the contents of each settings page.

## Improved navigation

Perhaps the best thing about the new Windows 11 Settings app is how much easier it is to navigate. In Windows 10, navigating the Settings app isn't easy: If clicking the submenu doesn't work correctly, you have to go back to the main dashboard.

The sidebar in Window 11 makes it easy to navigate between main categories like System, Bluetooth & devices, and Gaming without going back to the main dashboard.



The new Settings app also shows the exact page you're on in the header, making it easy to navigate back to the previous page. Additionally, the improved user interface reduces a few clicks, making PC configuration more accessible and quick.

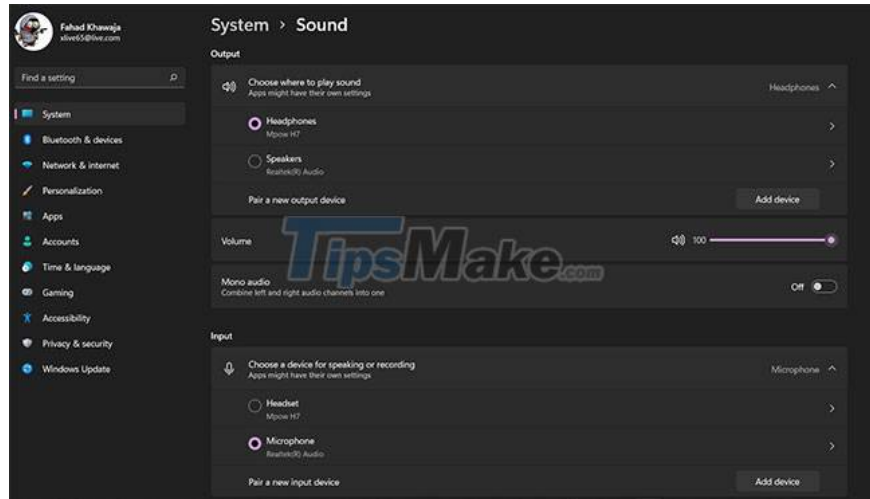
## Device management is now much easier

The Devices page on Windows 10 is not very user-friendly, and configuring a new device is complicated. Windows 11 changed this. The Bluetooth & Devices page is much better organized and instantly shows every connected device at the top of the screen. Connected or paired devices also have a small green dot indicating that they are currently active.



Microsoft has introduced an unprecedented level of Android smartphone integration in Windows 11. Now you can also easily manage your phone settings from the Bluetooth & Devices menu. Also, it's relatively simple to add a new device to your PC.

# New and tweaked system settings of Windows 11



System settings on Windows 11 are much more intuitive and easy to configure. You no longer have to open the Control Panel to manage sound settings. It can all be done in the Settings app on Windows 11. You can configure the input and output audio devices, manage the mix volume, and even access audio properties through the Settings app.

The System Settings page also includes a Focus Assist submenu that allows you to set up your PC to avoid distractions and increase productivity. For example, you can choose how to receive notifications and set up automatic rules.



Another big upgrade is the new and improved Power & battery settings page. Windows 11 will give you a detailed breakdown of your battery usage and let you quickly configure the settings to suit your needs. You can also seamlessly change Power and Sleep settings right from the Settings app.

Microsoft has done a great job redesigning the Settings app on Windows 11. The sidebar is sleek and rich in functionality, the individual pages are well designed and organized, and each sub-menu is carefully structured. care to help you gain access to your PC configuration. Once Windows 11 is installed on your PC, all these changes will hopefully help with overall greater productivity.

You finished reading the article "**New features in the Settings application on Windows 11**" edited by the [TipsMake](#) team. We hope this article has provided you with many useful tech tips and tricks. You can search for similar articles on tips and guides. Thank you for reading and for following us regularly.

---