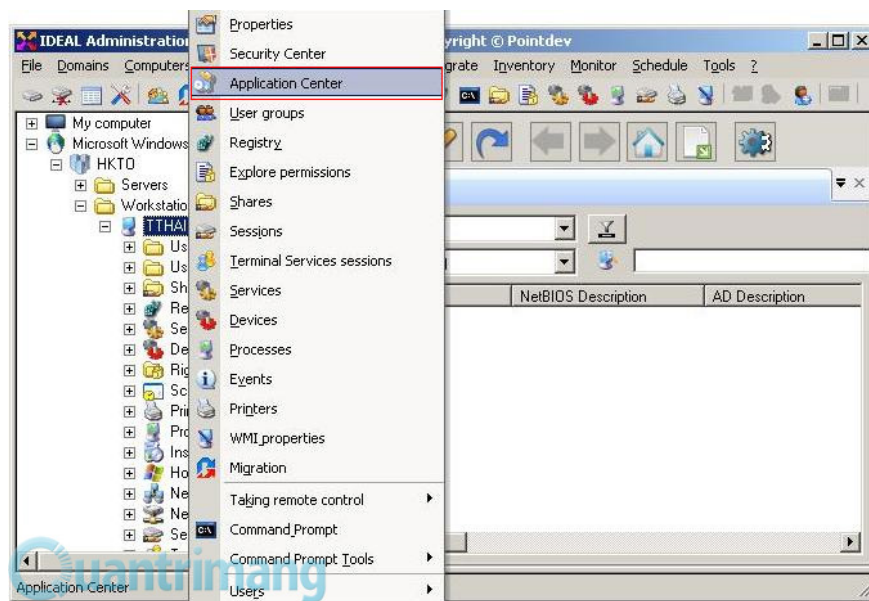


New experience with IDEAL Administration 2012

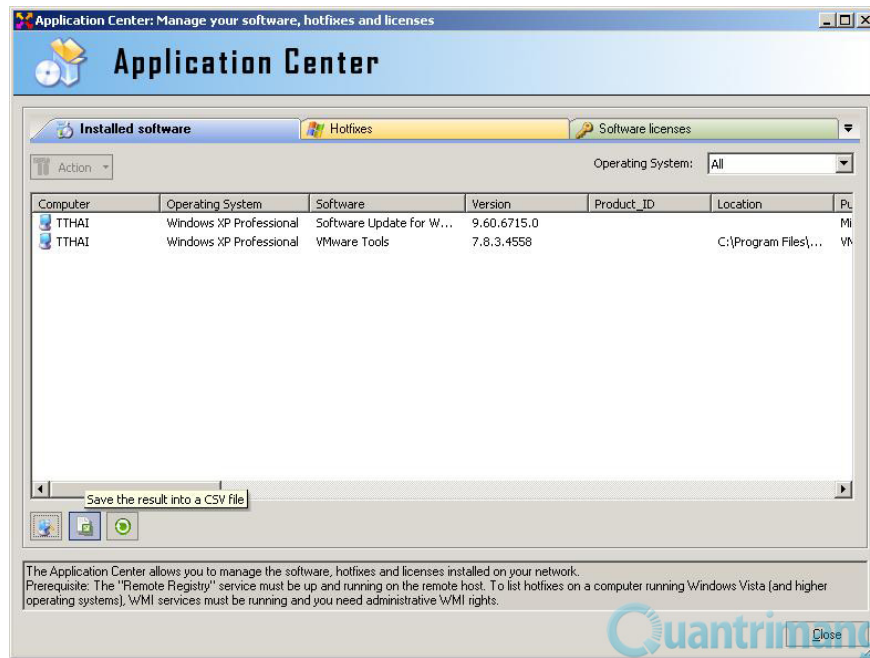
Recently, Pointdev has released a new version of IDEAL Administration 2012. This powerful network monitoring and management tool gives users many outstanding improvements.

Recently, Pointdev has released a new version of IDEAL Administration 2012. This powerful network monitoring and management tool provides users with outstanding improvements :

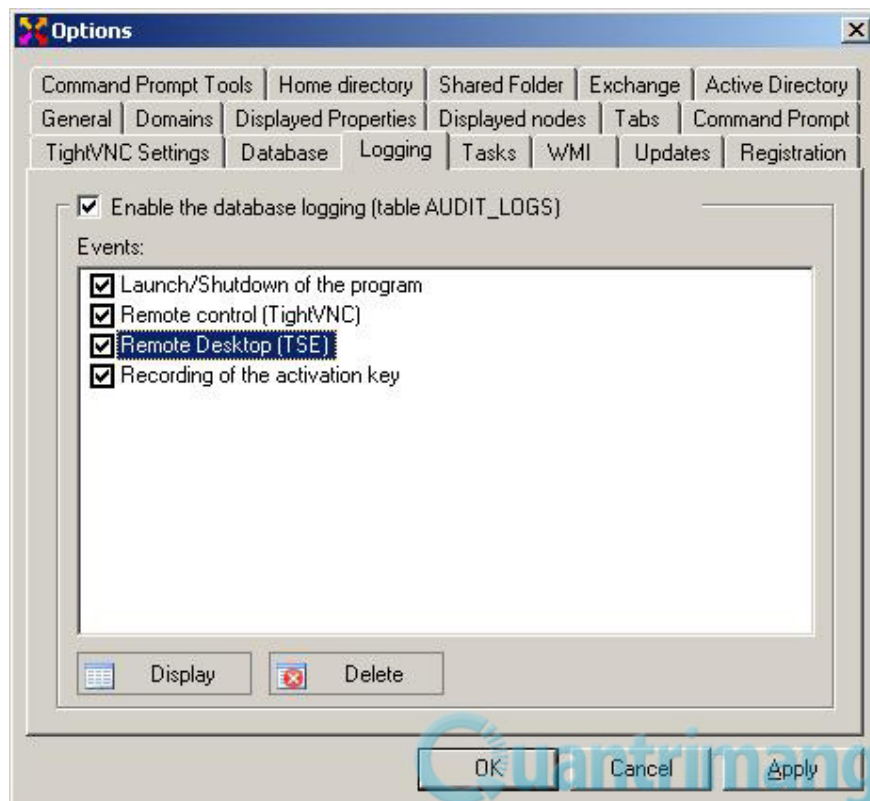
- **Application Center** : is one of the new features on IDEAL 2012 is very valuable. This function makes it easy for system administrators to keep track of important information across all network computers, such as a list of installed software on each computer (installed software), patches (hotfix) and license. To use this function, in IDEAL 2012 main screen, right-click on one or more computers, select **Application Center** .



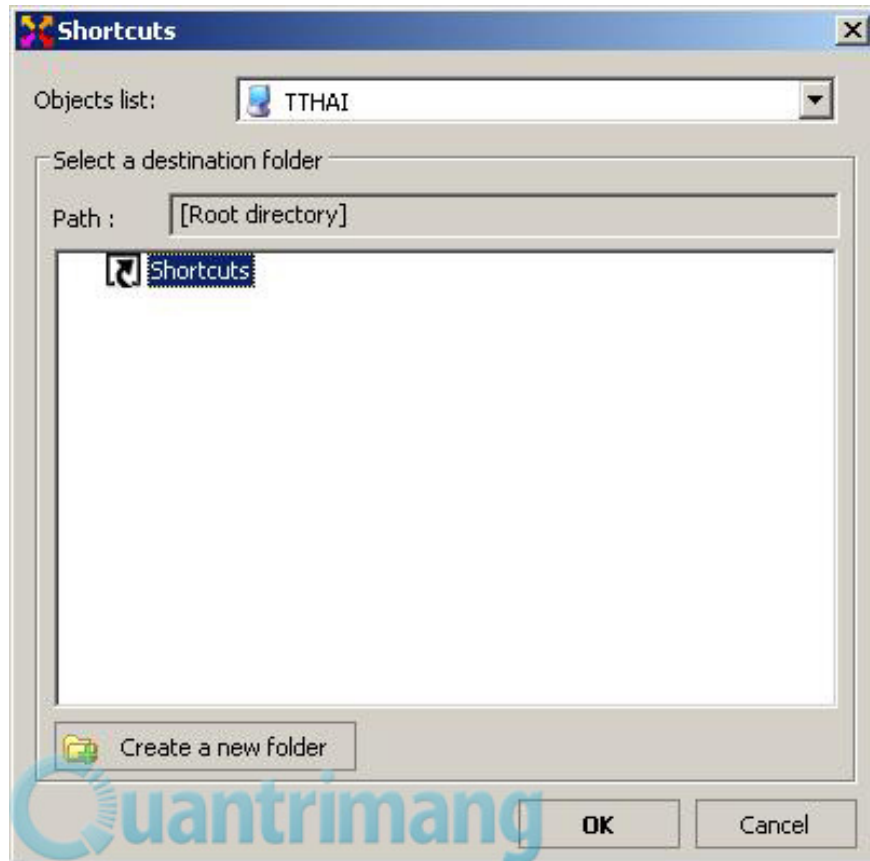
Next, in the Application Center screen, you can manage installed software, hotfixes, software licenses on the same name tabs. In addition, you can export the information stored in Application Center to a CSV file for storage.



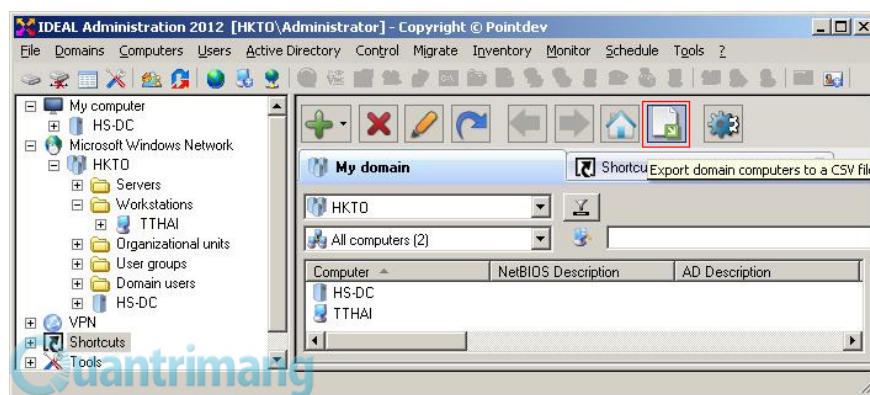
- **Database Logging** : is a new feature on IDEAL 2012 that helps administrators log system monitoring logs into the database whenever an event occurs on the computer. To use this function, go to **Tools > Options** menu and select the **Logging** tab.



- **Centralized management of VPN shortcuts and objects** . When adding a shortcut or VPN object by right-clicking on a computer, domain, group or OU (organizational unit)> **Add > To shortcuts** or **To VPN** , the corresponding dialog box will appear allowing you to quickly Create a directory to store these objects.



- *Friendly and intuitive interface* . In the main screen, the *Export to a CSV file function* has been added to My domain, Shortcuts and VPN tabs, allowing users to easily export network configuration information and store in CSV file. Also, *Double-click here to open the configuration* is added to the final position of the Shortcuts, VPN and Tools tabs, allowing you to quickly configure these functions.



To download and test, you access this address, fill in the registration information such as name, company name, role and email. Next, click the IDEAL Administration 2012 link - Version 12.0 - English.

You finished reading the article "**New experience with IDEAL Administration 2012**" edited by the [TipsMake](#) team. We hope this article has provided you with many useful tech tips and tricks. You can search for similar articles on tips and guides. Thank you for reading and for following us regularly.
