

Instructions to reset Network Adapter Windows 11

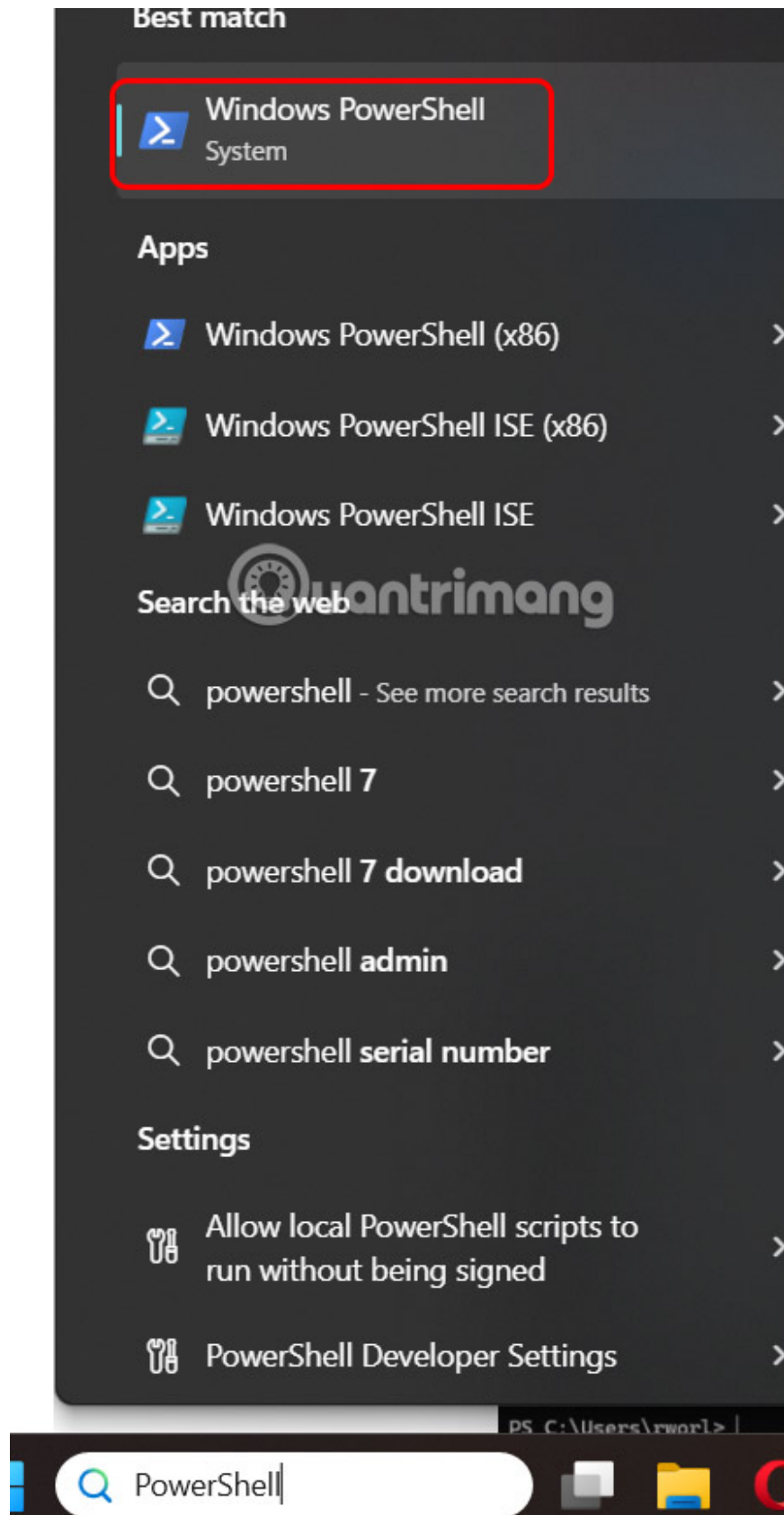
Resetting Network Adapter on Windows 11 is very simple when you can do it in some of the following ways, such as doing it via PowerShell according to the article below.

Restarting the Network Adapter on Windows 11 can resolve connection issues and fix temporary errors. When you restart the network adapter, it will disable and then re-enable the network adapter. And resetting the Network Adapter is very simple when you can do it in some of the following ways, such as doing it via PowerShell according to the article below.

Restart Network Adapter on Windows 11

Step 1:

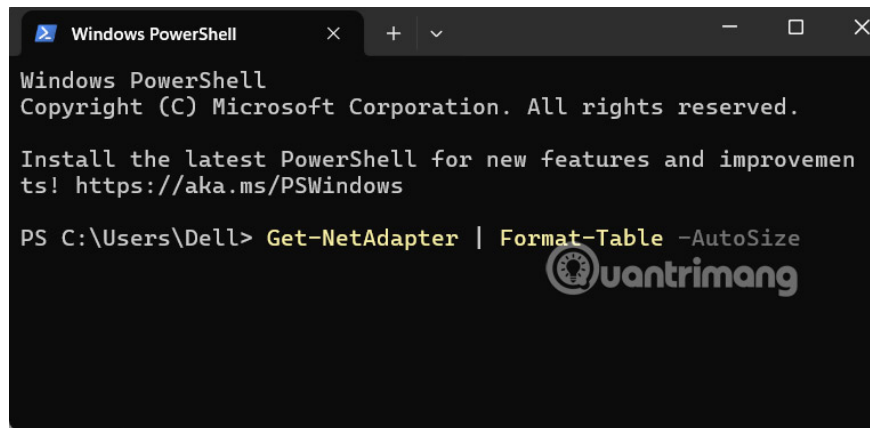
You **open PowerShell** on your computer as usual.



Step 2:

Then we enter the command below to list all network connections on the computer.

Get-NetAdapter | Format-Table -AutoSize

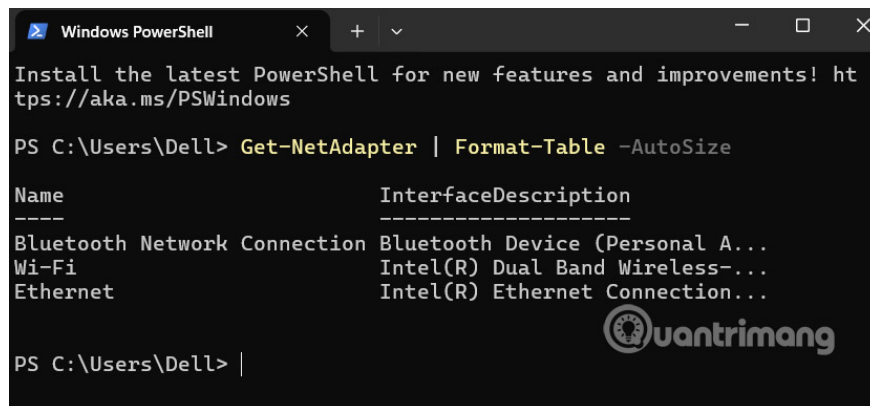


```
Windows PowerShell
Copyright (C) Microsoft Corporation. All rights reserved.

Install the latest PowerShell for new features and improvements! https://aka.ms/PSWindows

PS C:\Users\Dell> Get-NetAdapter | Format-Table -AutoSize
```

Now you will see the names of the network protocols connected on the device to choose to reset.



```
Windows PowerShell
Copyright (C) Microsoft Corporation. All rights reserved.

Install the latest PowerShell for new features and improvements! https://aka.ms/PSWindows

PS C:\Users\Dell> Get-NetAdapter | Format-Table -AutoSize

Name                               InterfaceDescription
----                               -
Bluetooth Network Connection      Bluetooth Device (Personal A...
Wi-Fi                              Intel(R) Dual Band Wireless-...
Ethernet                           Intel(R) Ethernet Connection...
```

Step 3:

Enter the command below to reset the network you want on Windows.

```
Restart-NetAdapter -Name "Wi-Fi"
```

Press Enter and wait a moment for the reset process to take place. You can also turn off and on the network adapter on your computer.

1. How to turn on and off Wifi on laptop very quickly
2. How to reset Ethernet connection in Windows 11

You finished reading the article "**Instructions to reset Network Adapter Windows 11**" edited by the [TipsMake](#) team. We hope this article has provided you with many useful tech tips and tricks. You can search for similar articles on tips and guides. Thank you for reading and for following us regularly.