

NanaZip - An open-source tool for decompressing zip files.

NanaZip is an open-source file compression and decompression software for the modern Windows experience, developed from the source code of the popular open-source file compression and decompression software 7-Zip.

WinRAR has been around for decades, and for a long time, it seemed invincible. It was the tool everyone used, the tool present on almost every Windows computer. Then 7-Zip came along. It was faster, open-source, and completely free. 7-Zip could do almost everything WinRAR could do without those annoying "trial expired" warnings that kept popping up.

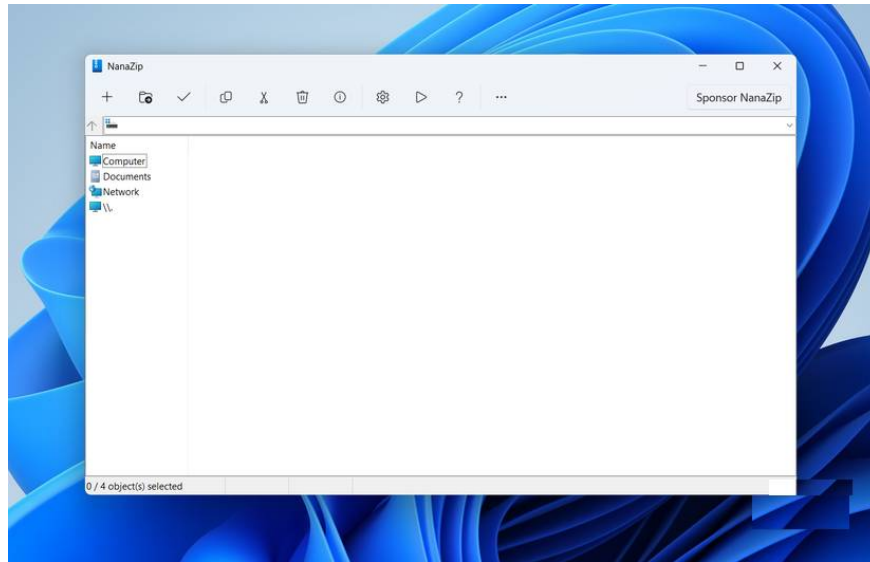
While both WinRAR and 7-Zip remain excellent tools in 2026, something even better has recently emerged. NanaZip is developed from the source code of 7-Zip, meaning you get all the great features you had with 7-Zip. However, what sets it apart is its modern interface, better integration with Windows context menus, and automatic updates that keep everything secure.

What is NanaZip?

NanaZip is an open-source file compression and decompression software for the modern Windows experience, developed from the source code of the popular open-source file compression and decompression software 7-Zip.

What makes NanaZip so great?

It feels like an upgrade.



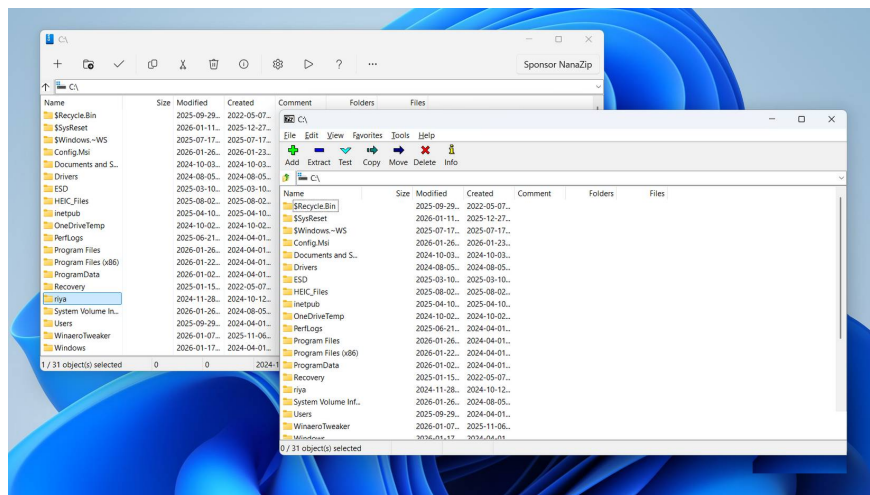
NanaZip is built on 7-Zip's technology, meaning you still get the same legendary compression and decompression performance. It can handle everything you put in: ZIP , RAR , 7Z , TAR , ISO , etc. If it's an archive file, NanaZip can open it.

Like 7-Zip, NanaZip is also completely open source and entirely free. You won't see any pop-up windows asking you to buy a license or any trial countdown timers. So you won't feel guilty every time you close the app after "evaluating" it for 5 years.

However, what people really like about NanaZip is its interface. It looks modern in a way that most other compression tools don't seem to notice. The user interface is clean, with simple icons instead of large, outdated buttons. Honestly, it looks like the compression tool Microsoft would create if they decided to.

Why choose NanaZip instead of 7-Zip?

A better version of what you already loved.



7-Zip is currently the most popular WinRAR alternative, and it's one of the first applications that should be installed on any computer. NanaZip retains all the features that made 7-Zip great and fixes the outdated aspects.

The first thing you'll notice is that NanaZip integrates with Windows' new right-click menu, similar to WinRAR. This makes creating and extracting archives instant. 7-Zip also supports a context menu, but you need to click **Show more options** to access it.

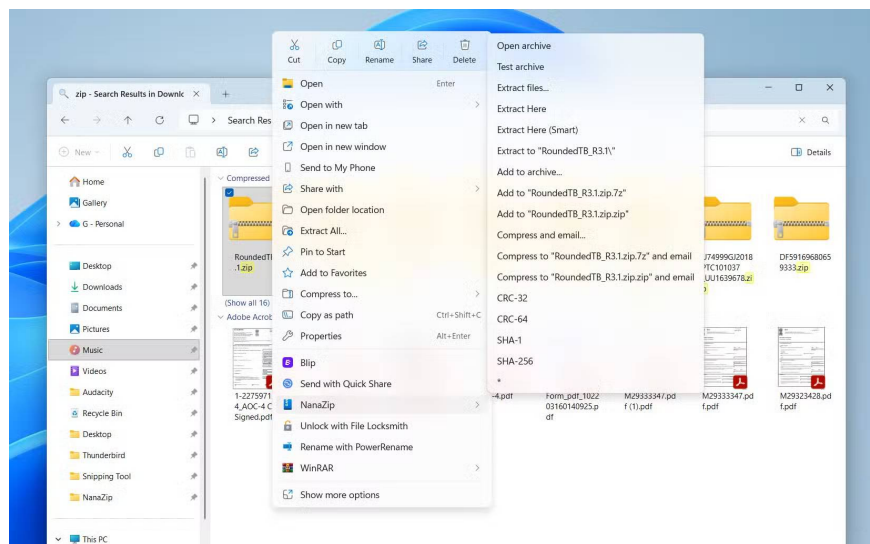
Next is the design. This may be subjective, but 7-Zip's interface doesn't really fit Windows 11. It works well, but it's not really appealing. NanaZip looks like a modern Windows tool, one built specifically for Windows 11, not from another era.

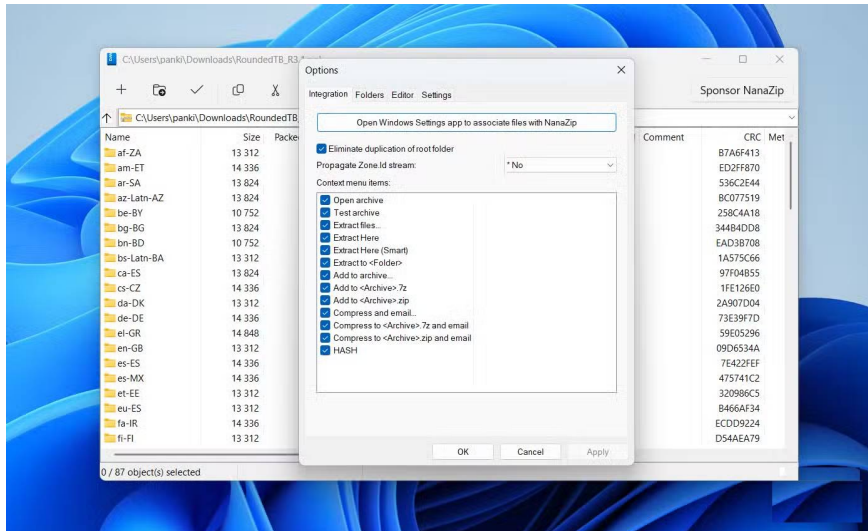
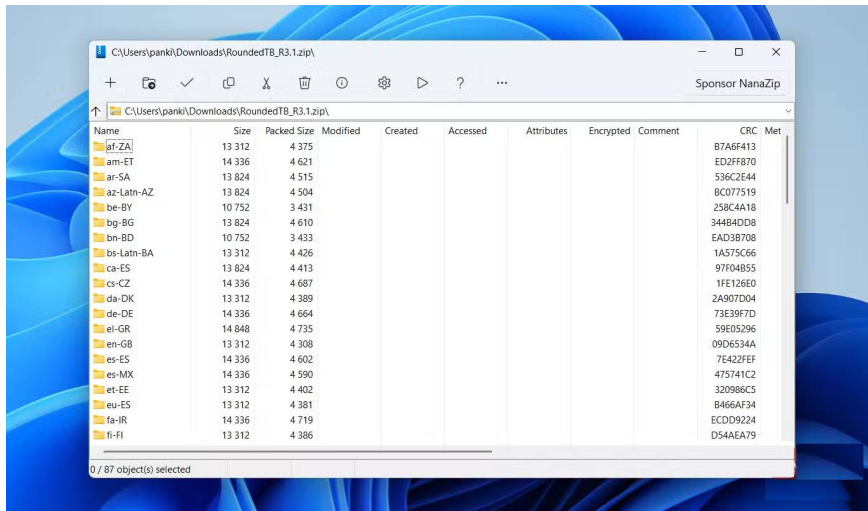
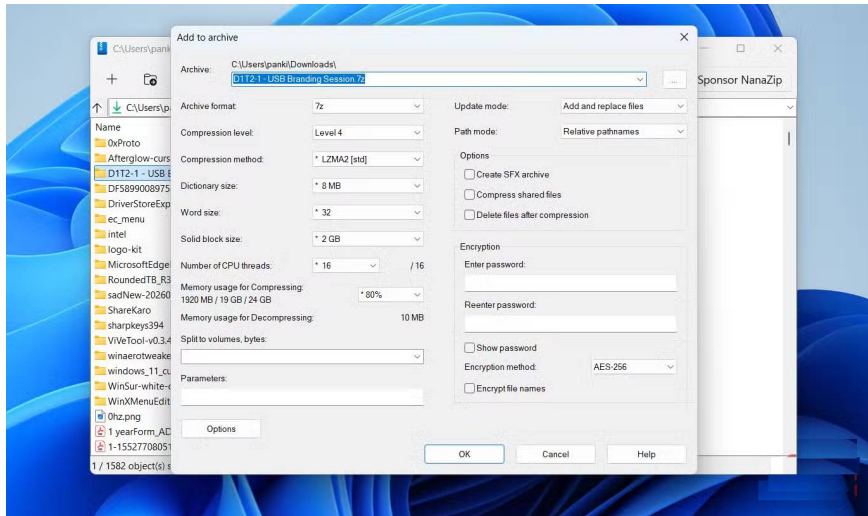
Finally, NanaZip automatically updates in the background, so you don't need to worry about using an outdated version of the application. This is more important than you might think, especially for a tool used to open files from all over the internet .

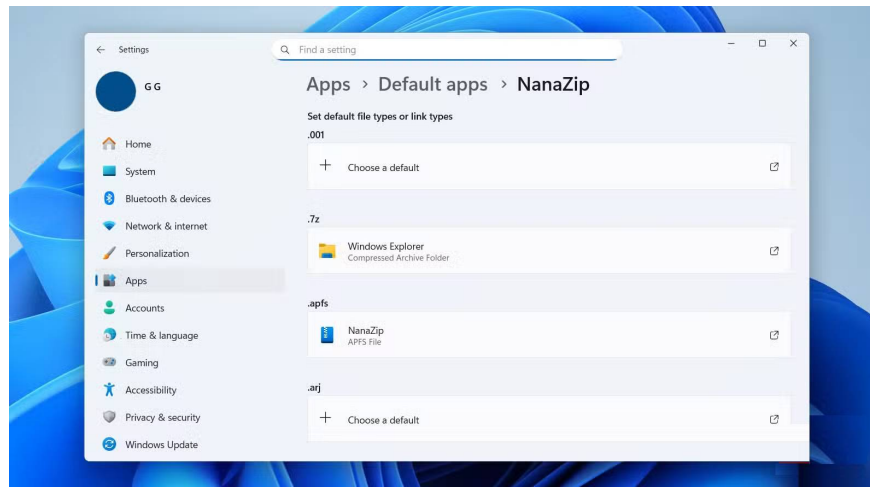
7-Zip remains a legendary tool, and WinRAR will always have its place in internet history. But NanaZip is the perfect combination of both. It has the power of 7-Zip, the convenience of WinRAR, and a modern feel that fits Windows.

Using NanaZip feels exactly like 7-Zip.

Familiar, fast, and visually appealing.







If you've ever used 7-Zip before, you already know how to use NanaZip. That's because they both work exactly the same way.

Creating archives, extracting files, and browsing compressed folders is easy when you open NanaZip. Accessing NanaZip's settings menu allows you to customize context menu items, so you only see the options you actually use. From there, you can open the Windows Settings app to set NanaZip as your default file extraction tool. Once you do that, Windows will use NanaZip for every compressed file you open.

You can also right-click on a file or folder, select NanaZip, and choose the desired action. After you select any action, you will see an interface that looks exactly like 7-Zip.

You finished reading the article "**NanaZip - An open-source tool for decompressing zip files.**" edited by the [TipsMake](#) team. We hope this article has provided you with many useful tech tips and tricks. You can search for similar articles on tips and guides. Thank you for reading and for following us regularly.