

Multi-platform Fortnite playing guide

Epic Games Fortnite allows you to chat with friends - even if they are on different platforms.

Although Fortnite is a new game on iOS, it also starts from console and PC version (PS4, Xbox, Mac and PC). And thanks to Epic's basic account system, you can play Fortnite on most different platforms.

And here are the steps to set up cross-platform Fortnite play.

1. Turn every iPhone interface into iOS 6 without jailbreak
2. How to split the screen on the iPhone phone

How does Fortnite multi-platform play work?

Fortnite Battle Royale as default is a solo game. You and 99 other players will be on the map together, and the last survivor will win. But for those who like to play with friends, Fortnite also offers two multiplayer modes: Duo and Squad.

Mode Duo allows you to pair with another person and try to eliminate the remaining 89 people. Squad mode is joined by 2 more people, totaling 4 players in 1 team.

Picture 1 of Multi-platform Fortnite playing guide

When playing alone, you cannot decide on a player, for example you are an iOS user, you can't just want to play with PS4 users. However, when playing Duo or Squad, you can invite you and choose the platform you want to play with. You can invite any friend, on any platform as long as they have created an Epic game account. (For console players, the account will be divided into PSN and Xbox Live.)

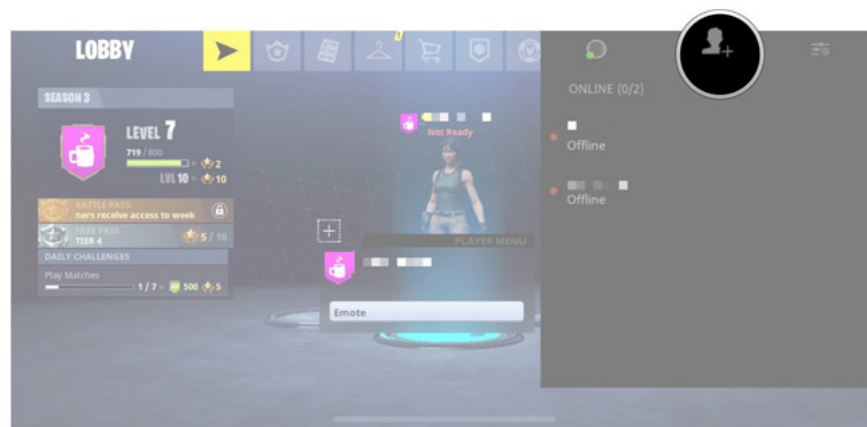
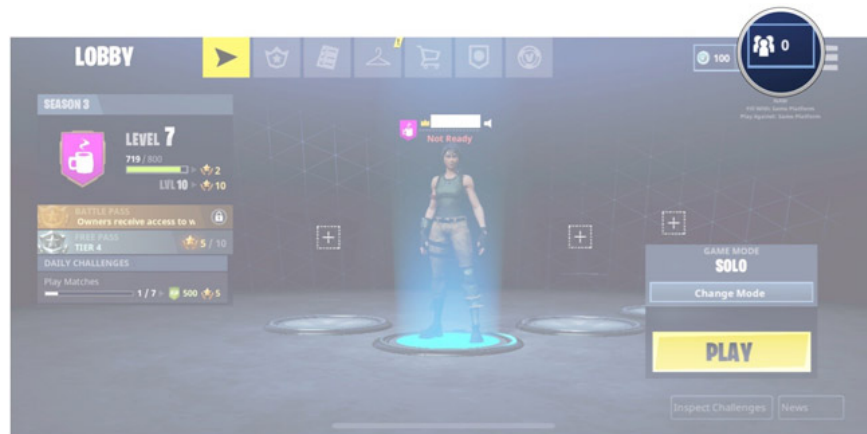
Note: *When playing Squad, iOS users can pair with friends on any platform, but keep in mind: If you have two corresponding friends playing PS4 and Xbox One, you can only play with one among the two. Currently, Sony prohibits players from Battle Royale PS4 from playing with Xbox users.*

When you choose Duo or Squad mode, Fortnite will automatically select players using mobile devices, controllers or personal computers, depending on your team. If you have Mac or PC players in your team, other players in the game will also use Mac and PC; If your team has only controller and mobile phone players, then the remaining players will play with the controller (PS4 or Xbox); And if your group is only playing with mobile phones, other players will also play with mobile phones.

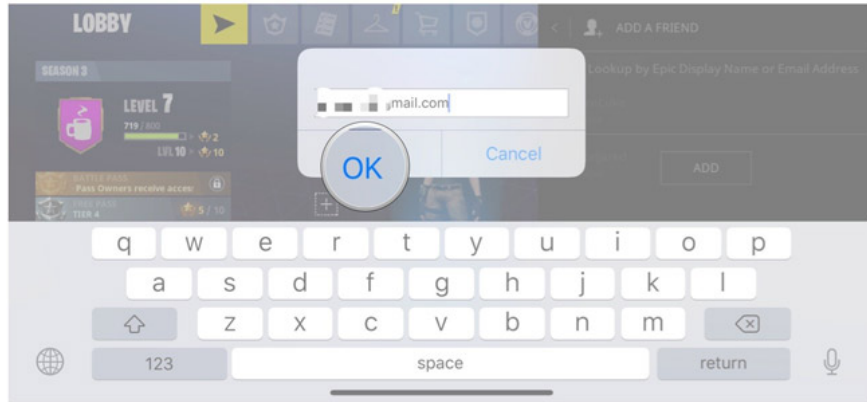
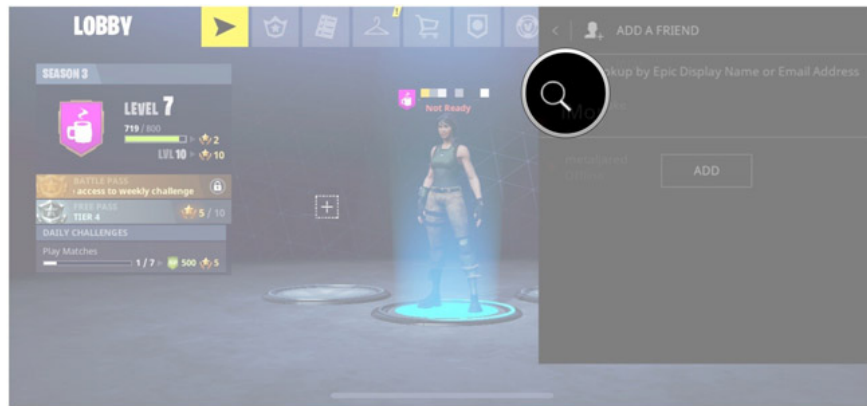
How to set up Epic multiplayer account play

To add friends, follow these steps. (Note: People you want to invite to play must also have an Epic account)

1. Touch the **Friend** icon (looks like a group of people in the upper right corner).
2. Click on the icon **Add a friend**.



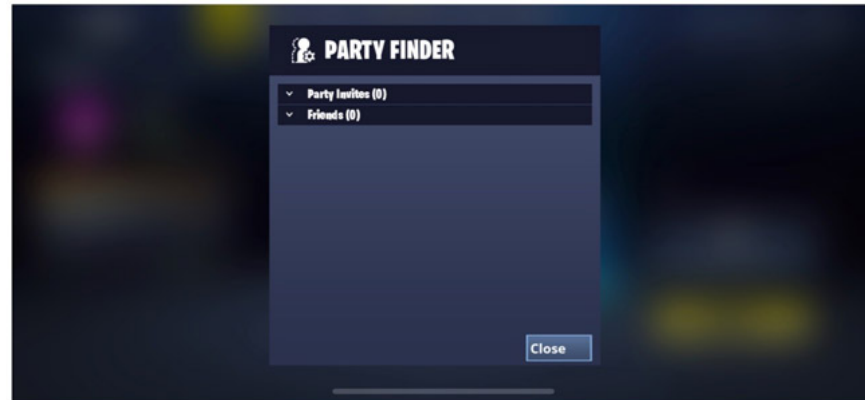
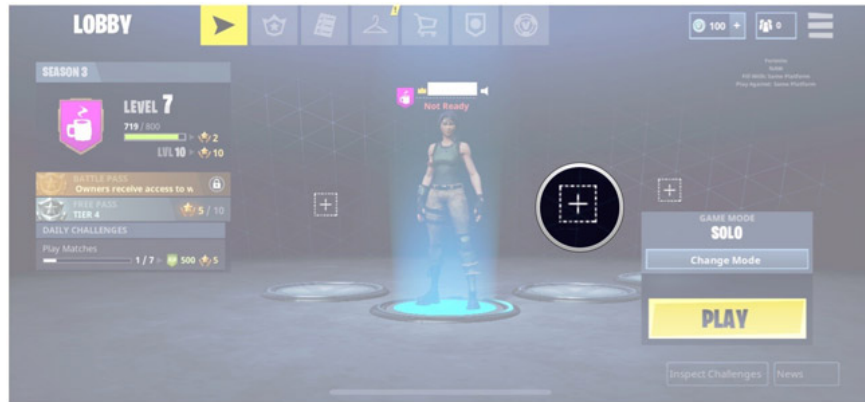
3. Enter **the user's username or Epic email address** in the search box.
4. Select the person's name and click **Add**.



When your friends confirm the invitation, you can play with them whenever you want.

How to invite Fortnite friends to PS4, Xbox One, PC, Mac and iOS

1. From the main Fortnite screen, click **the plus sign** next to the avatar to add you to the group. (This is also a way for you to accept someone else's invitation).
2. Wait for that friend to accept the invitation.



3. Change the mode from the Fort Royale Royale main screen to switch to Duo or Squad mode.

See more:

1. Guide to playing Fortnite games on iPhone and iPad
2. Instructions for installing and playing the Empire game on Garena
3. Instructions on how to download applications, games for iPhone and iPad
4. Instructions for installing PPSSPP on iPhone / iPad does not jailbreak

You finished reading the article "**Multi-platform Fortnite playing guide**" edited by the [TipsMake](#) team. We hope this article has provided you with many useful tech tips and tricks. You can search for similar articles on tips and guides. Thank you for reading and for following us regularly.