

Monitor and manage computer activities with Free Keylogger Pro

To control and monitor activities on the computer when you are not at the computer, help you know what other people have used your computer to do, you can use Free Keylogger Pro software.

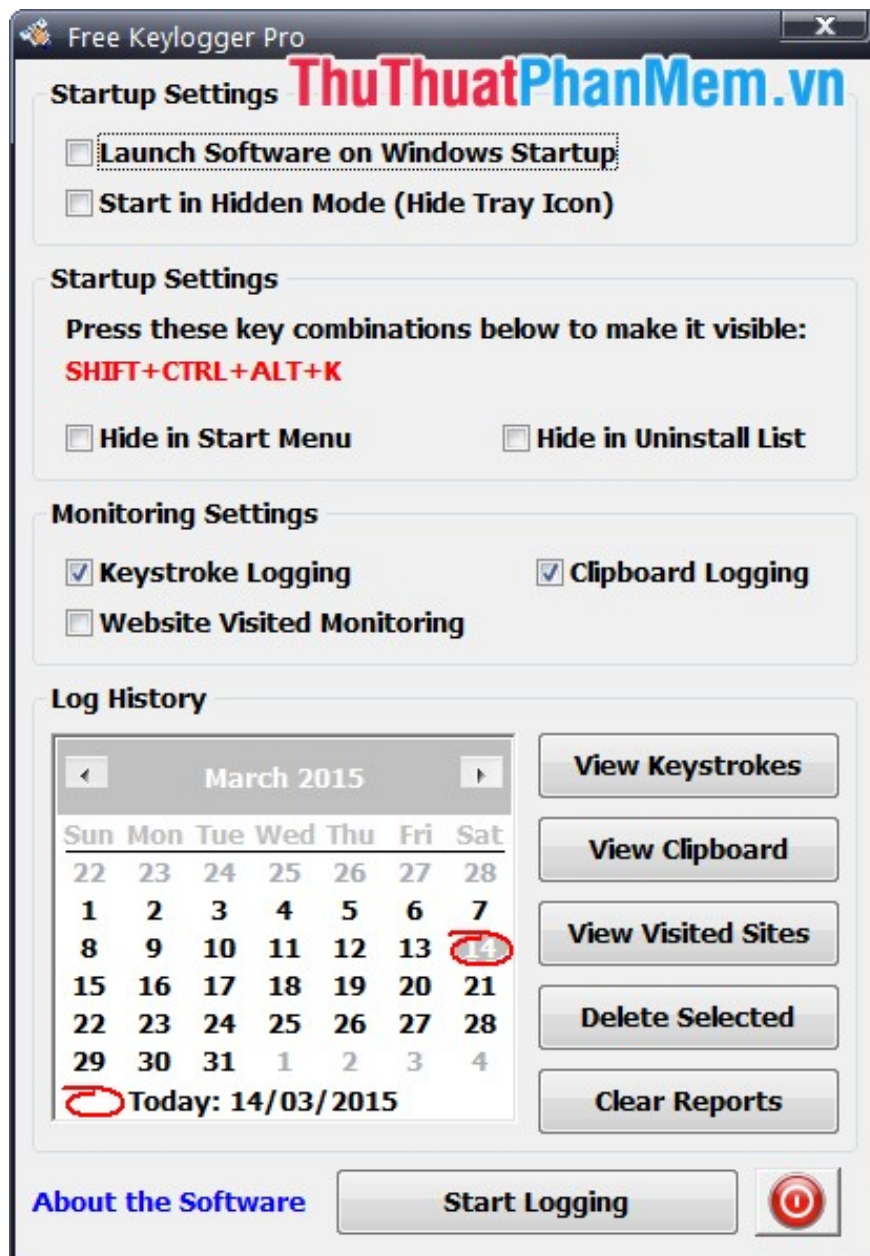
To control and monitor activities on the computer when you are not at the computer, help you know what other people have used your computer to do, you can use Free Keylogger Pro software. Free Keylogger Pro software helps you effectively monitor your computer activities, save keystrokes, visited websites .



The following article guides you to monitor computer management with Free Keylogger Pro software.

Step 1: Download and install the **Free Keylogger Pro** software .

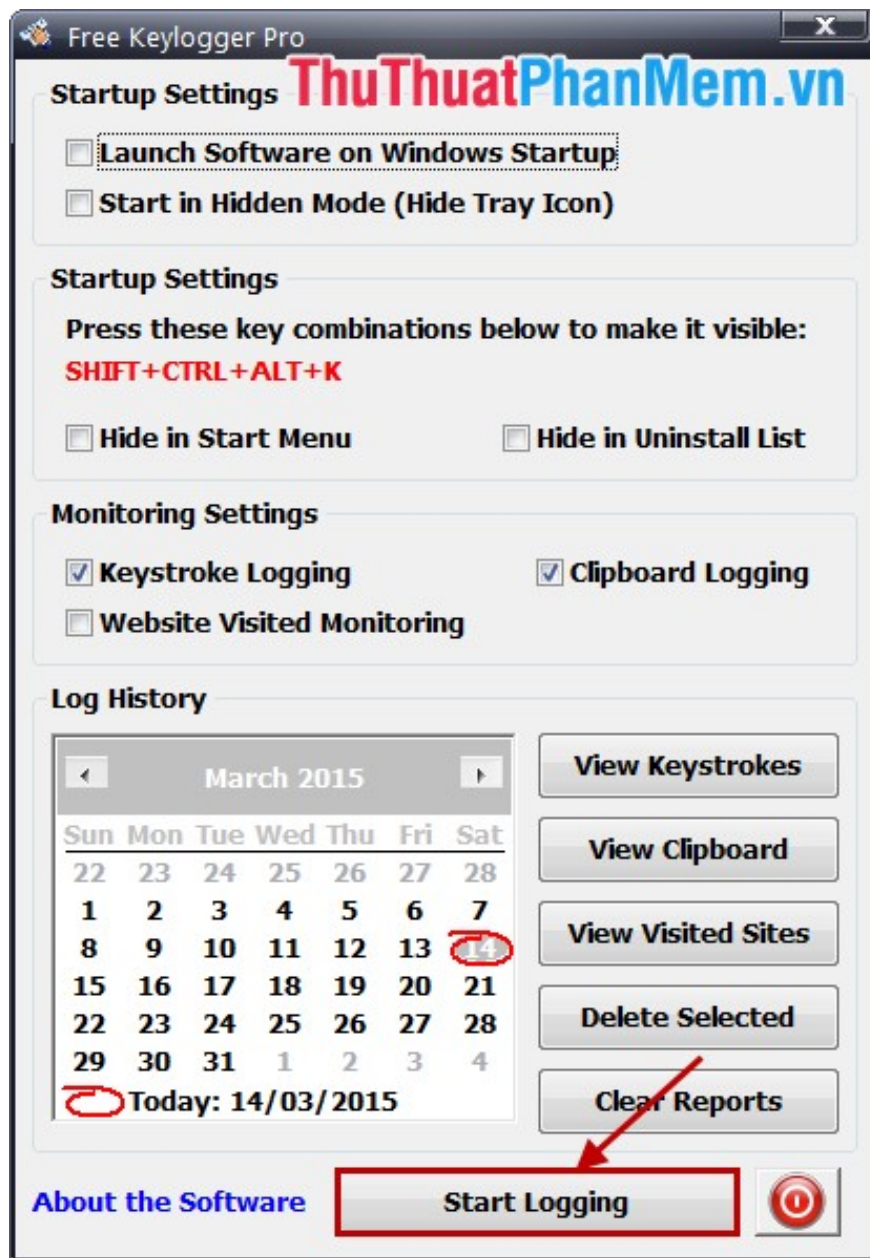
Step 2: After the installation is complete, you launch the Free Keylogger Pro program, the program interface is as follows:



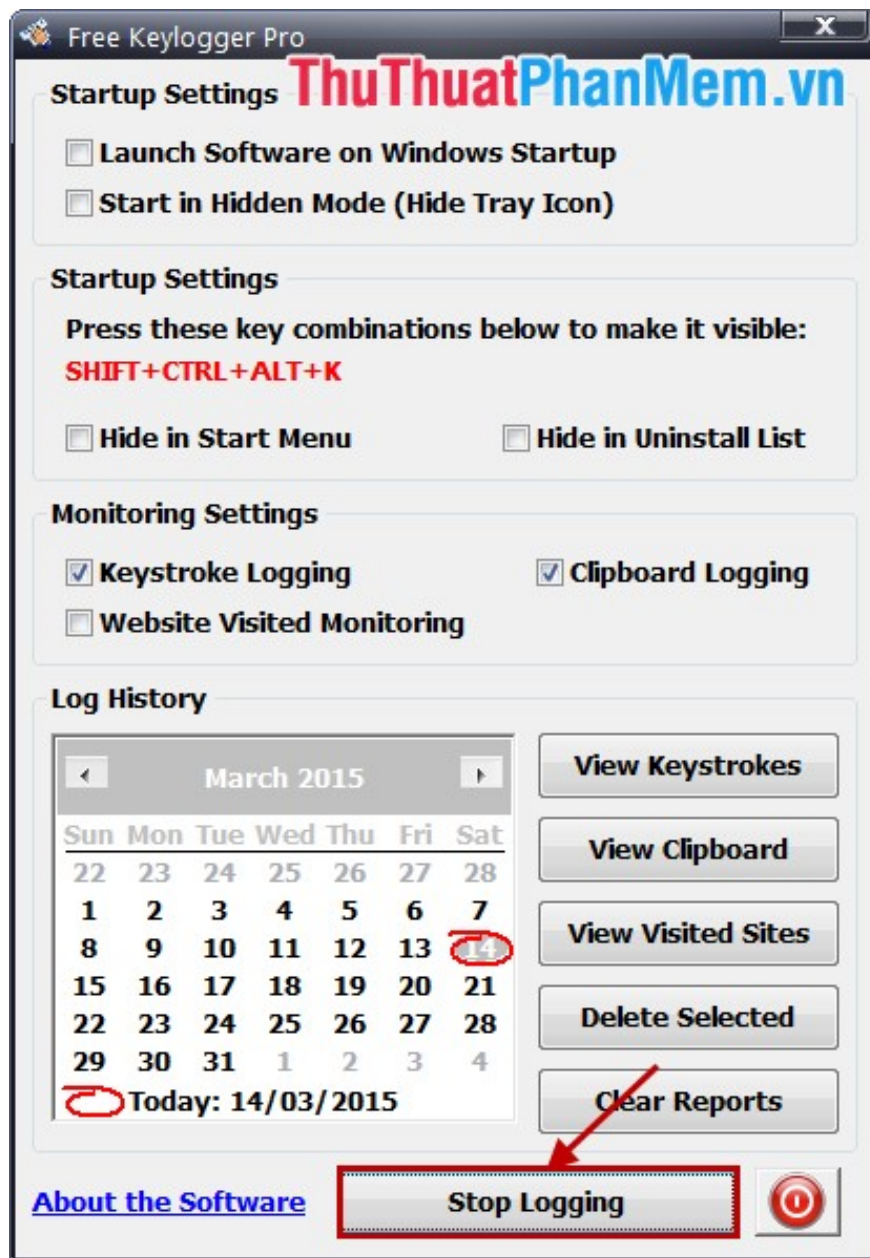
Step 3: In the **Startup Settings** section you can tick the options:

- **Launch Software on Windows Startup:** Run the software with Windows startup.
- **Start in Hidden Mode (Hide Tray Icon):** Start and hide the icon under the system tray.

To start monitoring and managing your computer, click **Start Logging** .

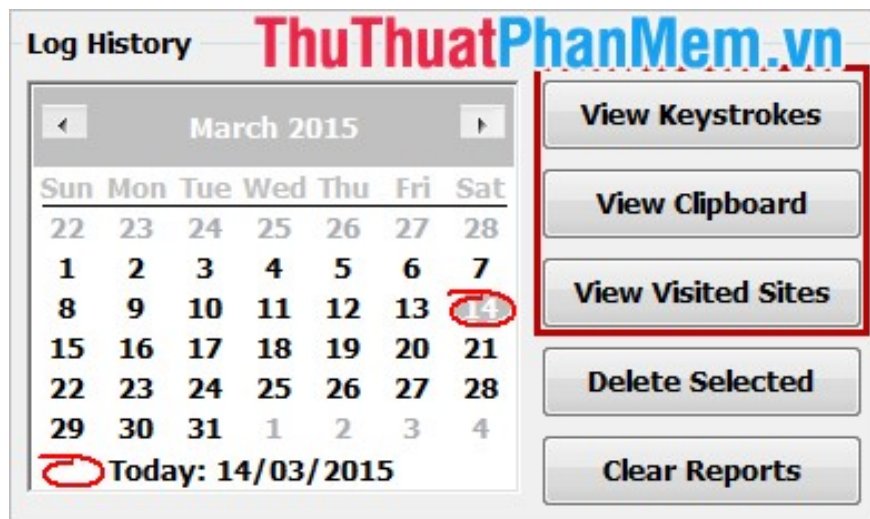


Step 4: While the program is monitoring the computer, press **Shift + Ctrl + Alt + K** to display the program interface. To end the monitoring process you click **Stop Logging** .

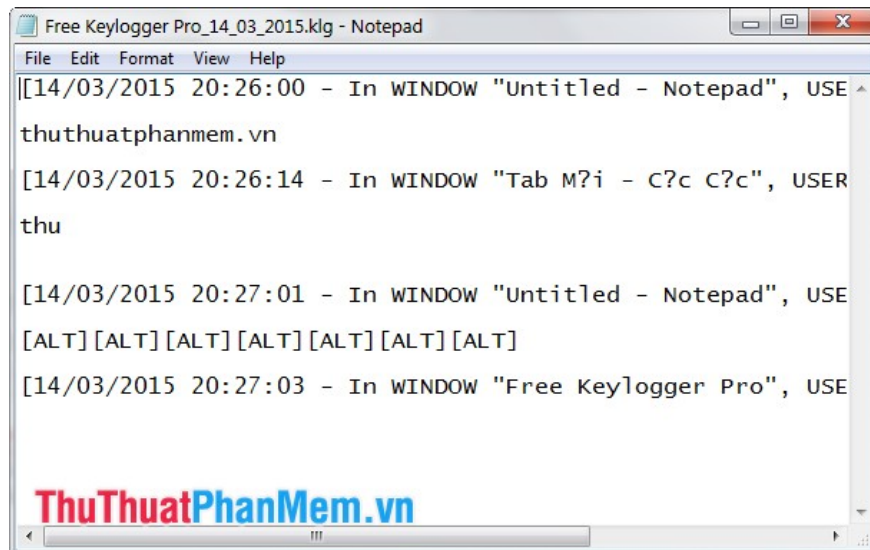


Step 5: Manage computer activities.

Click on the functions to review the activities of the computer during the monitoring process.



View Keystrokes: review the actions on the keyboard.



View Clipboard: view the Clipboard.

View Visited Sites: displays the website visited before.

To delete the previously monitored activities, click **Delete Selected** or **Clear Reports** .

Log History **ThuThuatPhanMem.vn**

March 2015

Sun	Mon	Tue	Wed	Thu	Fri	Sat
22	23	24	25	26	27	28
1	2	3	4	5	6	7
8	9	10	11	12	13	14
15	16	17	18	19	20	21
22	23	24	25	26	27	28
29	30	31	1	2	3	4

Today: 14/03/2015

View Keystrokes

View Clipboard

View Visited Sites

Delete Selected

Clear Reports

Thus, with Free Keylogger Pro software, you can completely control your computer even when you are not on the computer. Good luck!

You finished reading the article "**Monitor and manage computer activities with Free Keylogger Pro**" edited by the [TipsMake](#) team. We hope this article has provided you with many useful tech tips and tricks. You can search for similar articles on tips and guides. Thank you for reading and for following us regularly.