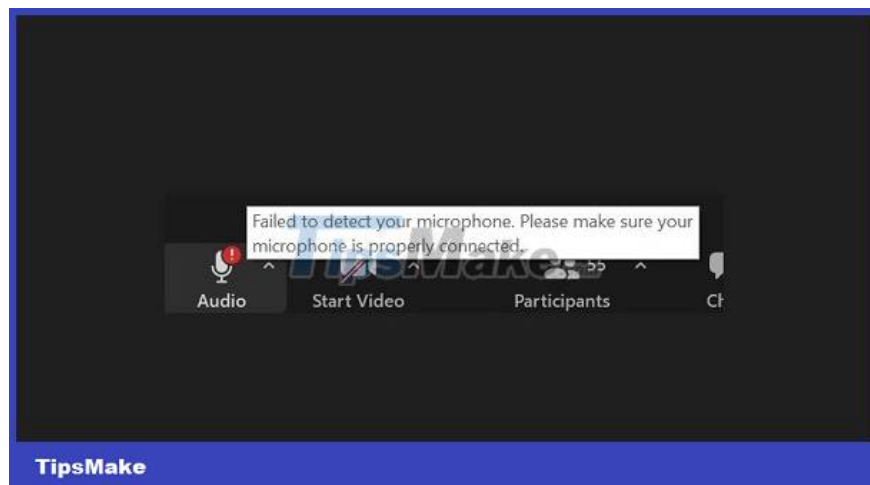


Mic Zoom has an exclamation mark error, learn how to fix it

Mic Zoom has an exclamation mark error and you cannot communicate with others on this application? See now the cause and how to fix it

Mic Zoom has an exclamation mark error and you cannot communicate with others on this application? See the detailed causes and solutions in TipsMake's article!

Zoom is currently a very popular software among office workers for organizing meetings, online teaching. The reason is because Zoom has many features that make online meetings more smooth and convenient for users. use. However, sometimes when calling via Zoom, there are some problems, similar to many other applications. In particular, **Zoom mic error with exclamation mark** is a very common problem. Immediately follow the useful solution shared by **TipsMake** in the article below.



Find an effective solution to fix Zoom mic error with exclamation mark error

The microphone on Zoom shows an exclamation mark on the computer, which is extremely annoying, interrupting your online meeting. Because at this time, users cannot chat with others. Specifically, your sound is turned off and the opponent will not be able to hear it.

The reason why Zoom cannot speak on the computer

As always, we need to find the specific cause of the problem, then fixing it will be much easier and more effective. For this condition, the causes may be:

1. *The user has not granted microphone access to Zoom.*
2. *At the first login, you have not authorized the microphone to operate.*
3. *You have not selected the appropriate microphone in Zoom.*
4. *The computer's microphone was damaged so it couldn't pick up sound.*
5. *Instructions on how to fix the error of Zoom mic not speaking on the computer.*

Depending on the specific cause, here is a way to quickly fix the Micro exclamation mark error.

1/ Allow Microphone to work in Zoom meeting

1. **BI** : *You participate in a meeting as usual.*
2. **Step 2** : *Click **Connect audio** or click the microphone icon to join the meeting with audio.*



1. **Step 3** : *If the device has multiple microphones, such as a headset mic, for example. There is a high possibility that another mic has been selected and this one does not speak. Click on the arrow next to the mic icon > When the list displays, select the microphone you need.*



1. **Step 4** : Microphone that is too small is also the reason why others cannot hear you when you speak. Click the mute arrow again? Select **Sound Settings** > When the new window appears, find the **Volume** bar of the Microphone section > Drag it to the right.



2/ Grant access to the microphone

Not granting access permission to the microphone is also the 'culprit' that causes the microphone to have an exclamation point error and not work.

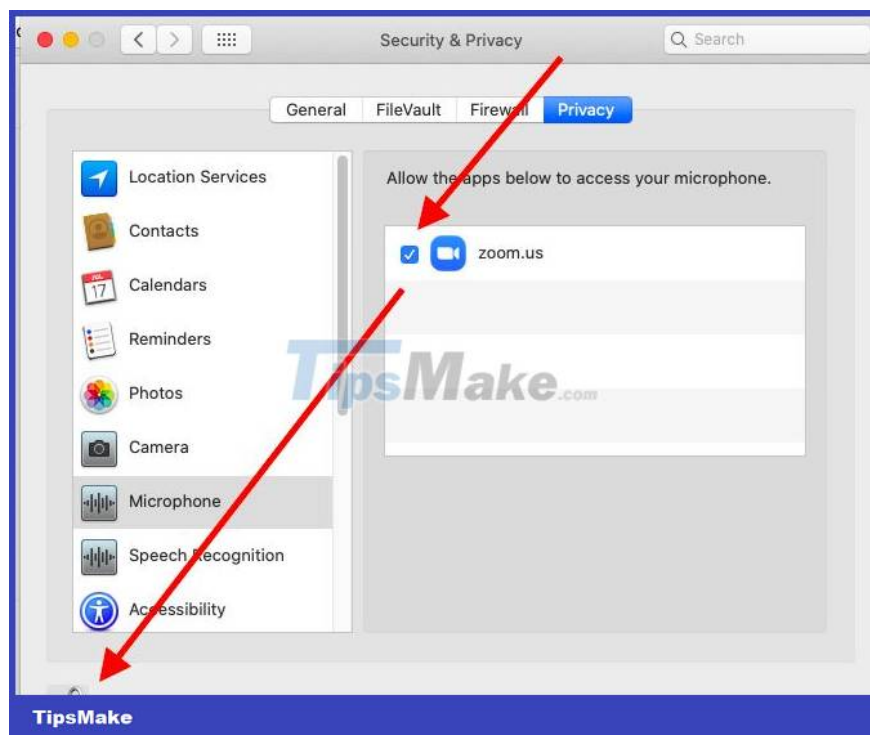
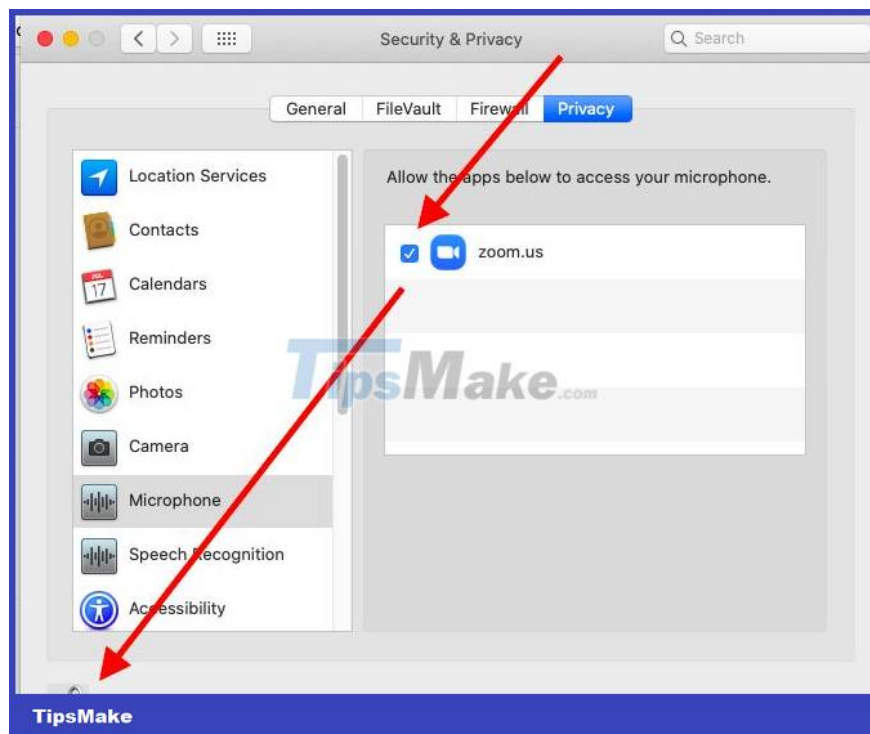
Grant microphone permissions on Windows

1. **Step 1** : Press the key combination **Windows + I** > Select **Privacy & security** (with Windows 11) or **Privacy** with Windows 10.
2. **Step 2** : With Windows 10, click on **Microphone** in the list on the left > Turn on the switch to allow the microphone to work in the Zoom application. As for Windows 11, follow the next step.
3. **Step 3** : Scroll to **App permissions** > Click on **Microphone** .
4. **Step 4** : Turn **ON** on the line '**Let apps access your microphone**' > Continue turning on on the line '**Let desktop apps access your microphone**' .



For Macbooks

1. **Step 1** : The 'Apple' user clicks on the Apple icon > When the list displays, select '**System Preferences**' .
2. **Step 2** : In the next interface, click on '**Security & Privacy**' > Click on **Microphone** in the left menu.
3. **Step 3** : Continue clicking the lock icon in the lower left corner to make changes > Enter the computer password when prompted and click **Unlock** .
4. **Step 4** : Tick the **Zoom.us** box (as shown) to complete the process.



Mic Zoom has an exclamation mark error and TipsMake hopes that the above solutions will help you fix it effectively. If it still doesn't work, check to see if the computer's microphone is hardware damaged or not!

You finished reading the article "**Mic Zoom has an exclamation mark error, learn how to fix it**" edited by the [TipsMake](#) team. We hope this article has provided you with many useful tech tips and tricks. You can search for similar articles on tips and guides. Thank you for reading and for following us regularly.
