

# 'Magically' photo wallpaper removal apps you should try

The art of photography deletes the backdrops that many people choose to use. And if you don't have a device to take photos to remove the background, you can use the photo editing applications.

Photographing a background image is one of the shooting techniques that many people choose to use. This shooting technique has been built into the iPhone 7 Plus device, but not everyone can own the iPhone 7 "em". So we can install applications that support photographic deletion professional background, with the ability not less competitive than the iPhone 7 Plus.

In the article below, Network Administrator will introduce you to some applications that support the deletion of image wallpaper on the phone, helping you create more professional and artistic photos.

1. How to sharpen images in Photoshop in 2 ways
2. How to superimpose "hot puberty" challenge photos on Facebook
3. Free online photo editing services should not be missed!

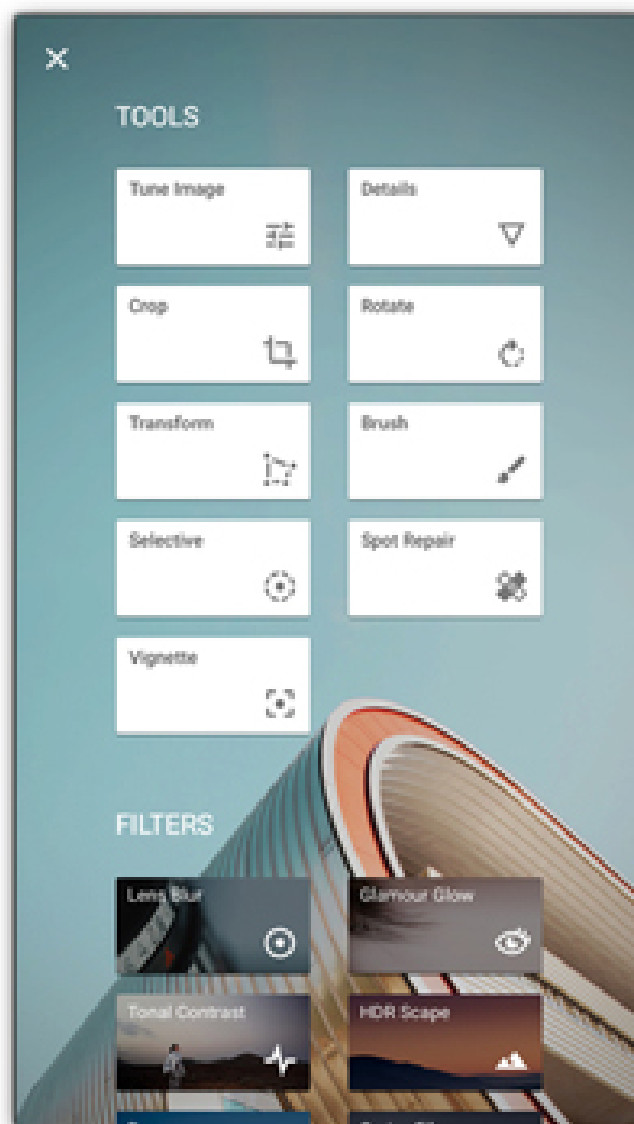
## 1. Snapseed application:

1. Download the Snapseed iOS app
2. Download Snapseed Android for free

Snapseed is Google's big image editing application, released in 2011. Snapseed has a list of basic, advanced image editing and image processing tools, such as automatic image processing. , edit the parameters of the photos, the various image filters, including the image font removal feature.

Operation to delete photo backdrops on Snapseed is quite simple, you just need to select the **Lens blur** mode then select the area that does not want to delete the background is done.

## Improved and new tools




adjustable, realistic  
lens blur



## 2. Focus Effect application:


1. Download Focus Effect iOS
2. Download Focus Effect for Android

Focus Effect doesn't own many photo editing tools like Snapseed, the editing interface is simple, easy to use, but the ability to delete photo backdrops is extremely professional. Users just need to select the focus area of the image they want to retain, then Focus Effect will proceed to blur the background around, making the subject you selected become more prominent in the image.

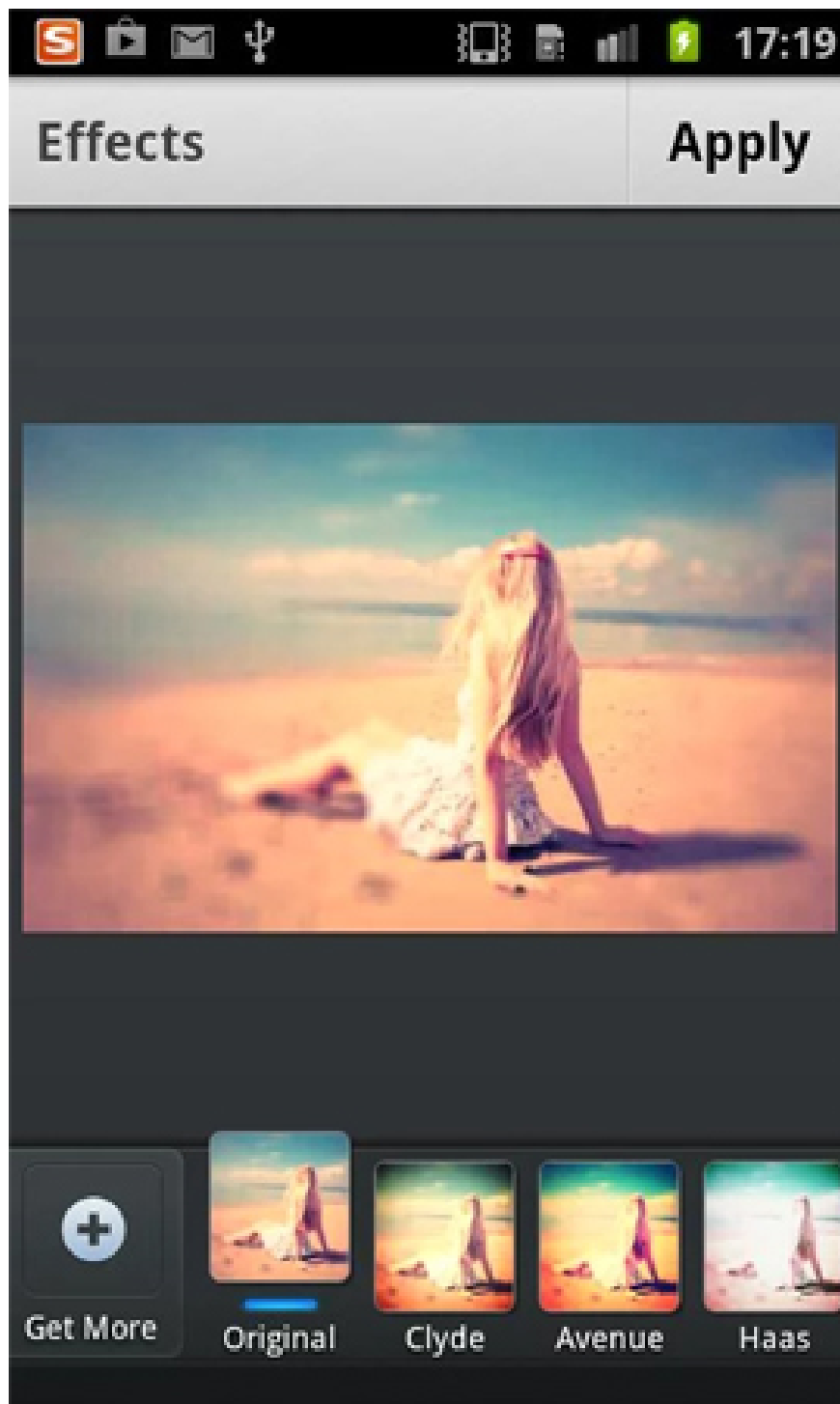


Effects

Apply



-  Marie
-  Boardwalk
-  Sage
-  Metropolis
-  Cruz



### 3. AfterFocus application:

1. Download AfterFocus for iOS
2. Download AfterFocus for Android for free

AfterFocus is rated as one of the professional photography-style applications like DSLR cameras. The application possesses the ability to take focus areas and blur areas, image filters and special effects to produce the most natural and true images.



Simply draw some lines,  
the focus area will be recognized.



Users only need to select the area to focus on, AfterFocus will conduct the area marked correctly, even with images with many complex subjects. After we have an image that delineates the boundary between the blurring area and focus area, we can use more image filter effects. The list of image filters includes from basic to advanced effects such as Cross Process for users to choose. Especially with bokeh light effect will help your images become much more sparkling.

#### **4. PicsArt Photo Studio & Collage:**

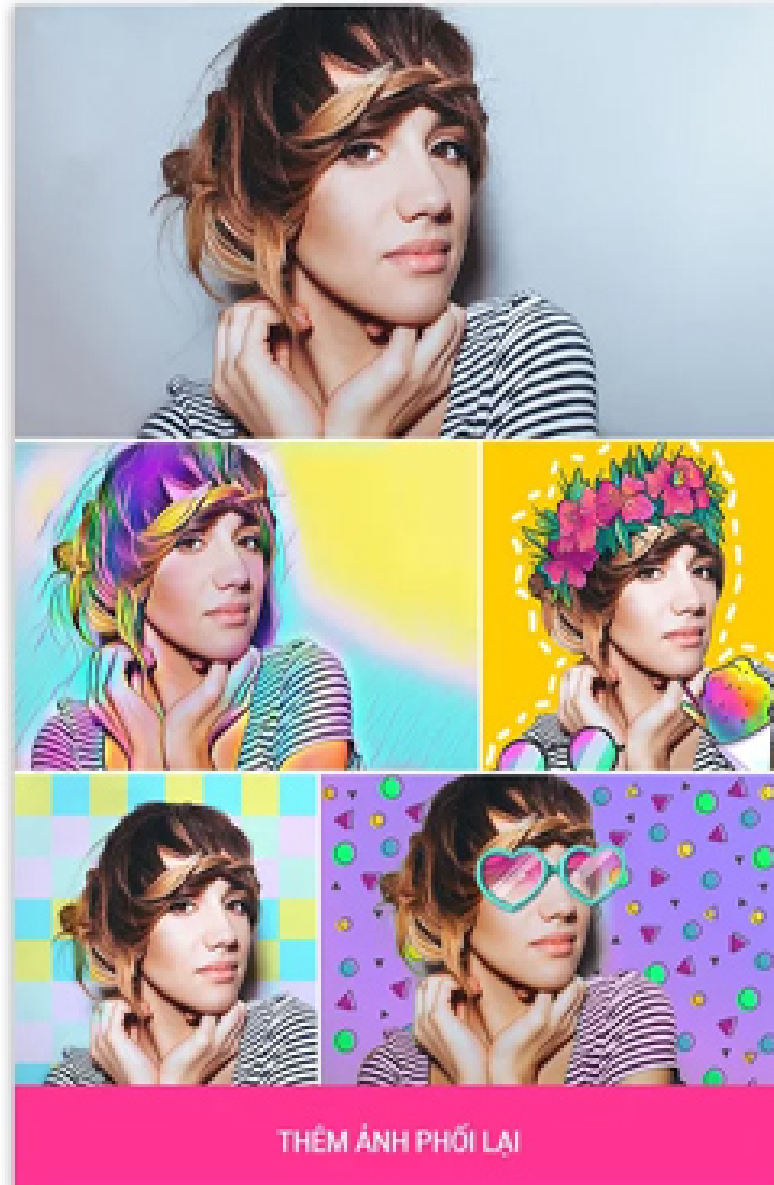
1. Download PicsArt for iOS
2. Download PicsArt for Android

If you need to edit images, you can use the PicsArt application. Similar to the Snapseed tool, PicsArt has a wide range of professional image editing and image editing tools ranging from image editing, image blending and drawing. In particular, the mode of deleting digital image backdrops, automatically customized according to regions is evaluated by users very professionally.

# TẠO VÀ CHIA SẺ VỚI BẠN BÈ

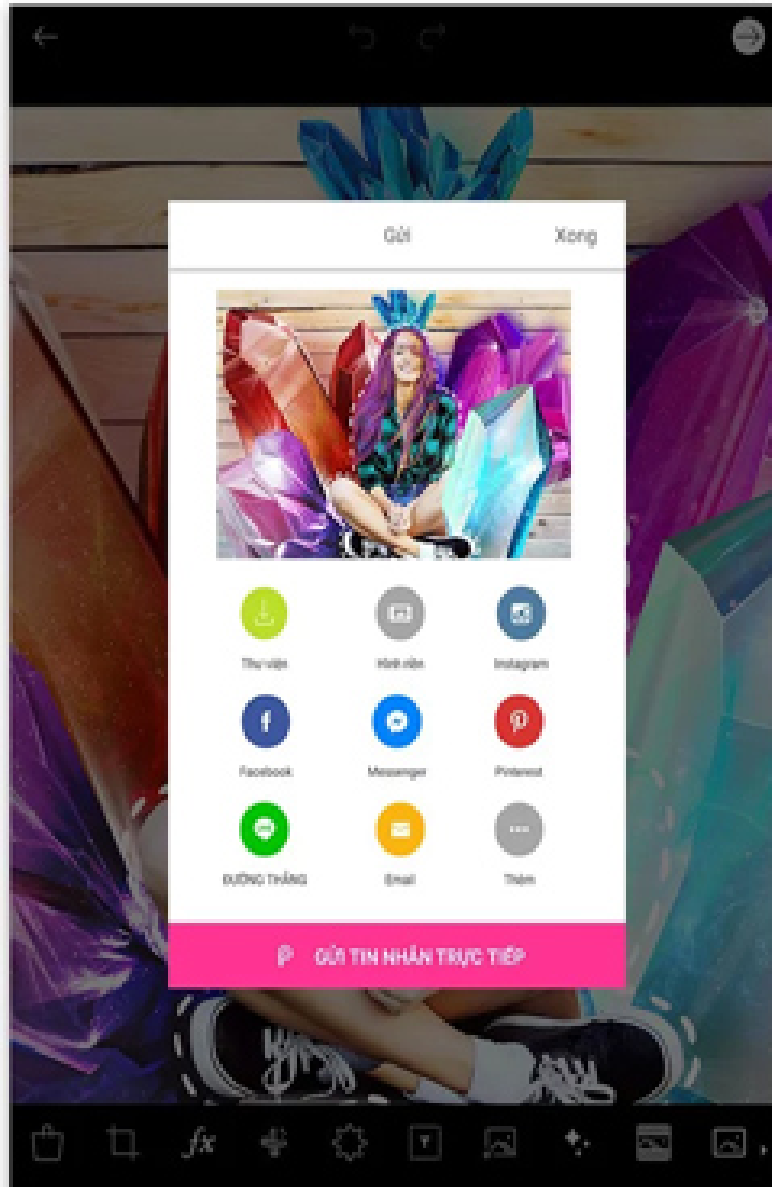


# TẠO RA NHỮNG NHÃN DÁN TUYỆT VỜI



THÊM ẢNH PHỐI LẠI

# TẠO VÀ CHIA SẺ VỚI BẠN BÈ



We select the image area we want to use to retain the sharpness and highlight the area, PicsArt will automatically blur the surrounding background unmarked. PicsArt also supports users to join, change the background of the image, with new backdrops of your choice.

## 5. Patch: Smart Portrait Editor:

## 1. Download Patch: Smart Portrait Editor iOS

Background image removal is the only feature of Patch application: Smart Portrait Editor. The application will automatically perform the process of deleting the font and in combination with the manual image background deletion done by the user, creating images to delete the background according to the user's wishes.

## 1. How to delete photo wallpaper with Patch: Smart Portrait Editor iPhone

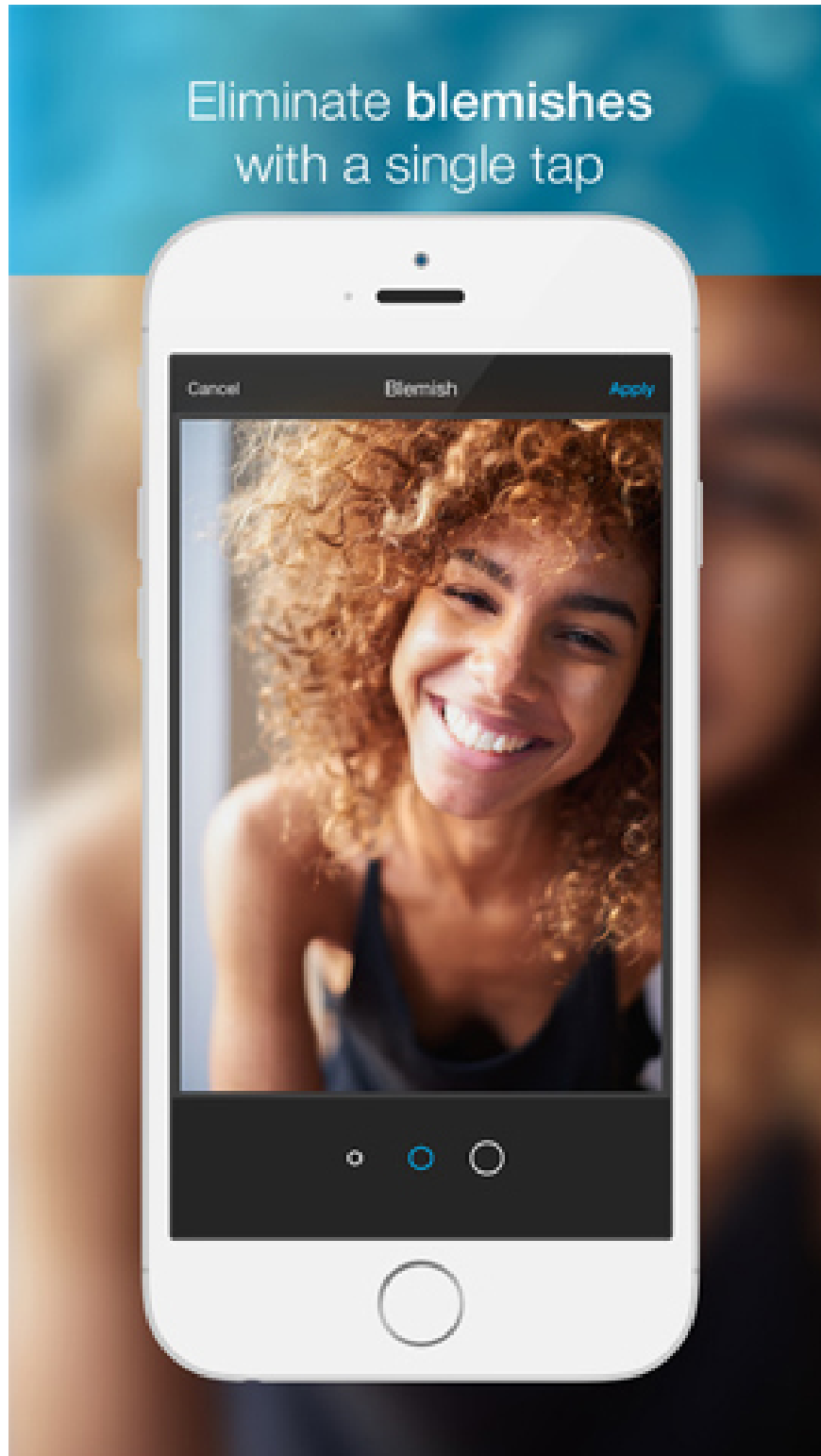


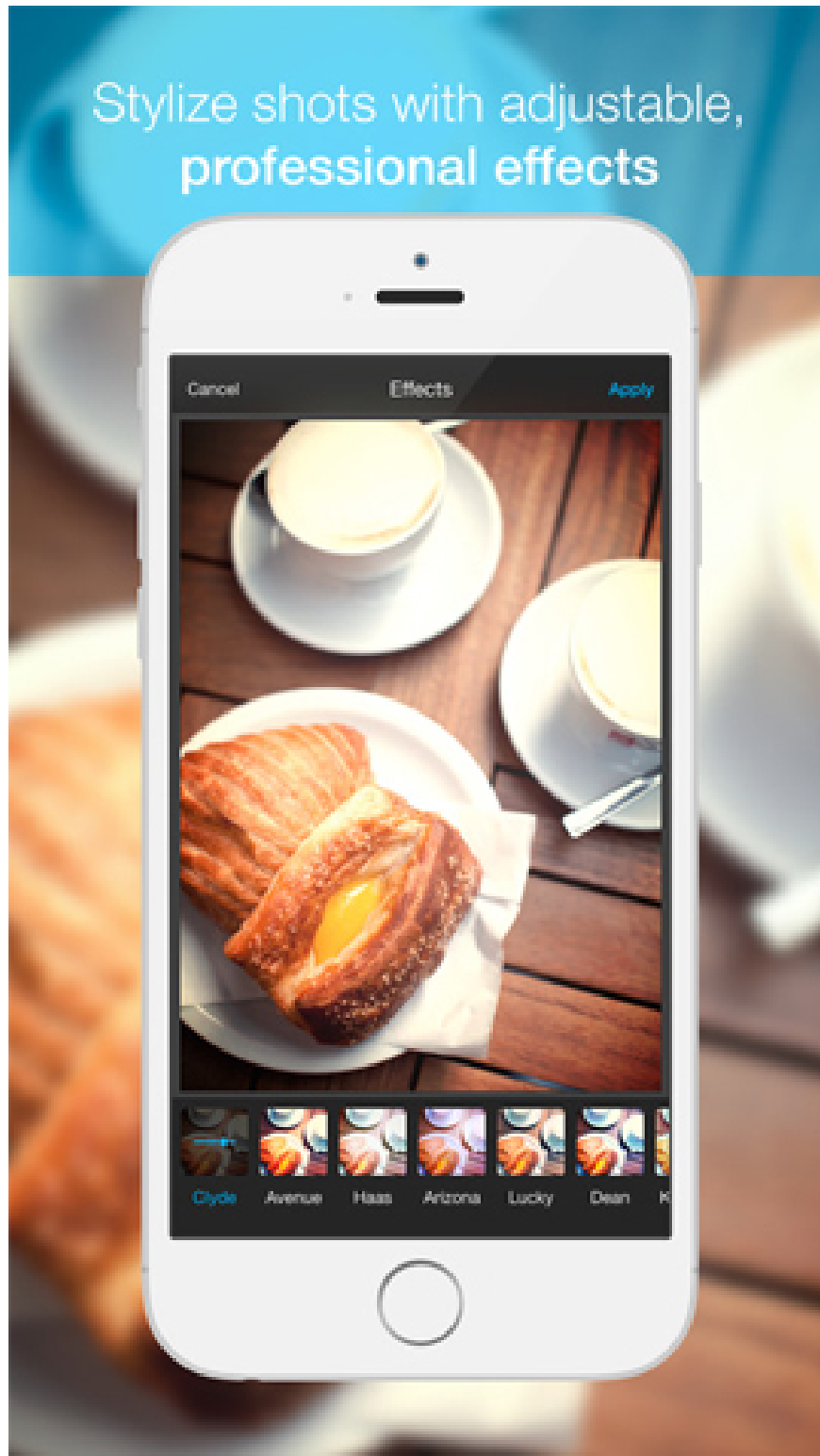


## 6. Photo Editor by Aviary:

1. Download Photo Editor by Aviary Android
2. Download Photo Editor by Aviary iOS

Photo Editor is an image editing application with simple tools like cropping, resizing to professional and artistic color filters. Including the ability to delete the background for images with simple and easy to use operations. Besides, the application also supports you to upload images to social networking sites.





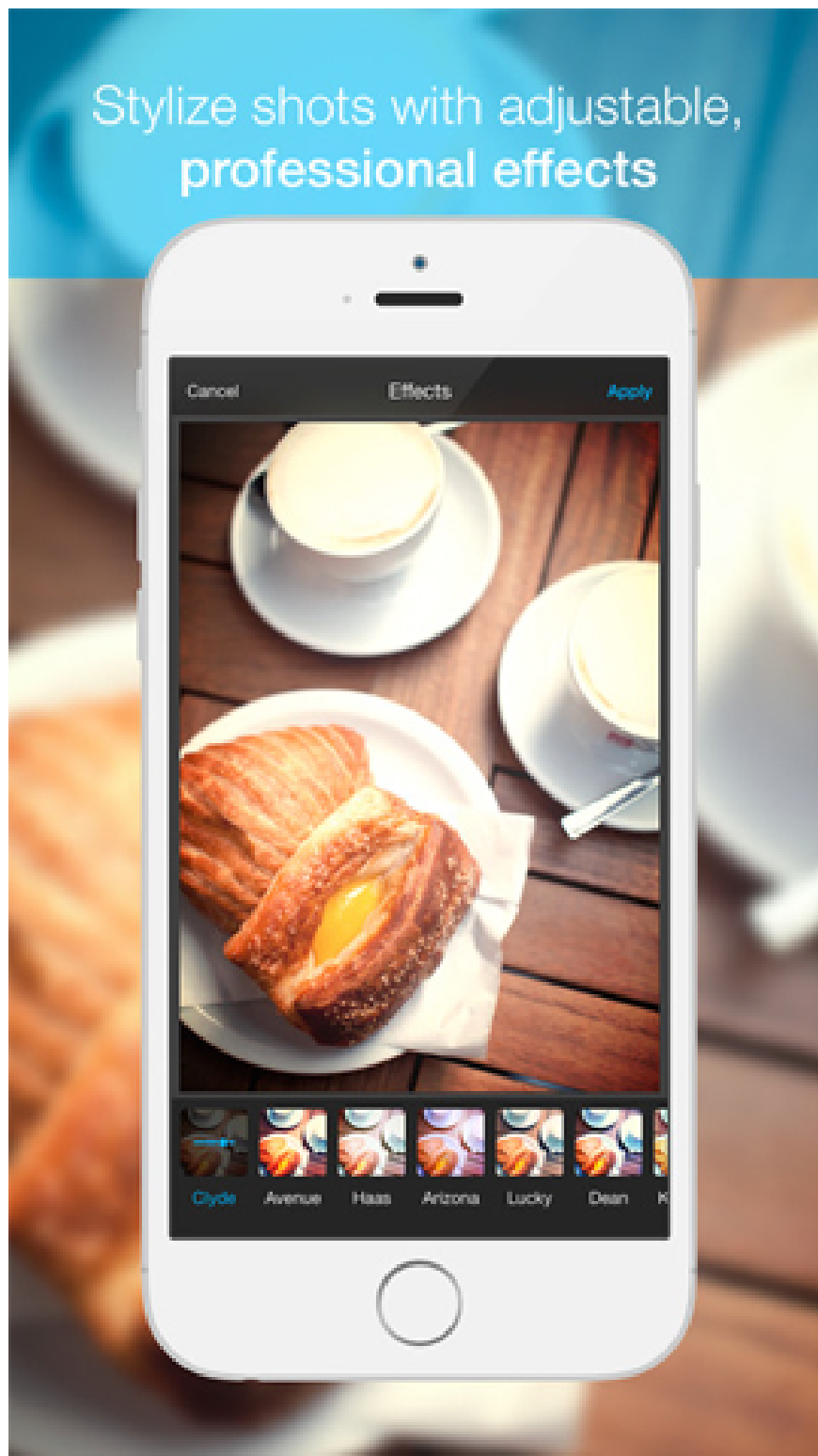
## 7. Lens Blur application:

1. Download Lens Blur for Android

Lens Blur is an image editing application with unique image blurring feature. We will select the area we want to focus on in the image and then the application will blur the background around to highlight the center. Lens Blur

not only provides the usual Lens Blur effect, but also has many choices including B&W, color focus, . After editing images can be saved to the device, or shared on social networks like Instagram, Facebook, Twitter, .





The above is a general article of some applications that feature professionally and artistically deleted photo backdrops on smartphones. Some of the above applications also come with a lot of effects, other image editing tools, to meet the needs of the rich image editing users.

Also if you want to delete the wallpaper on your computer, you can use the Adobe Photoshop tool or delete the online wallpaper using FotoFlexer.

I wish you all success!

You finished reading the article "**'Magically' photo wallpaper removal apps you should try**" edited by the [TipsMake](#) team. We hope this article has provided you with many useful tech tips and tricks. You can search for similar articles on tips and guides. Thank you for reading and for following us regularly.

---

© 2019 TipsMake.com