

Loot locations in PUBG Mobile

Luxury properties in PUBG Mobile will have a lot of things for gamers to choose to land when skydiving.


Currently, PUBG Mobile is a game that many gamers are looking forward to with attractive gameplay of shooting survival. PUBG Mobile's gameplay is similar to Rules of Survival, and gamers need to parachute to start the battle in the game. And after jumping to the ground, the player will choose the location to land. These locations will have lots of items to loot or not, depending on the player choosing. The following article will list the map loot locations in PUBG Mobile.

1. How to play PUBG Mobile on PC using Nox App Player
2. Instructions on how to use voice chat in PUBG Mobile game
3. How to install the Rules Of Survival game on PC

Picking locations on PUBG Mobile

1. Novorepnoye

Novorepnoye is located on a sub-island of the map, is a large harbor and is considered to be a place with many 'delicious' items. This position has equipment level 3, the search is also very easy to find 1, 2 equipment or even 3 equipment. Here gamers are looking for healing, healing, Scope x4, x8, . So please remember to mark this position when you want to parachute.




2. Sosnovka Military Base

The Sosnovka Military Base is in the middle of the sub island and close to Novorepnoye. The area of ??this area is relatively large, so players will spend a lot of time searching for items. Don't miss big buildings to find things more carefully. Also if the ring is on the main island, you will pass through one of the two large bridges, so be careful because the enemy can head over to you.



3. Mylta Power

This place is at the edge of the map and few people pay attention, but it is a place with lots of things to loot, especially guns and stained items. When parachuting down there will be quite a few enemies so you can easily search for items.



4. Georgopol

Georgopol is located in the harbor and very large, many places to escape, so it does not fall into the situation of being surrounded by the enemy. Due to being located in the harbor, there will be a lot of things on the container boxes. Pay attention to such places.

Notice that Georgopol has many items, so the enemy often comes here, so the players need to be very careful. You can easily be shot from a distance because it is close to other terminals.



5. Yasnaya Polyana

Yasnaya Polyana, located near the center of the map, is an abandoned house, so it takes less time to find things. This area is relatively separate, so it will take time to move.




6. Mylta

It will be for those who like loot, like to stop because this place is close to the bridge of the side island so we can take advantage of jumping down to find things, then hide at the top of the bridge to search for supplies.



7. Pochinki

There are quite a few gamers who choose this place to loot things but are equally dangerous. Pochinki is located in the center of the map so there will be many people coming. In addition, Pochinki is located in the north, close to areas with lots of loot so it is easy to move in emergency situations.



Parachuting and landing loot requires a lot of technology and must be safely placed first. Do not be too engrossed in finding things without noticing the surrounding static, avoiding the case of being attacked by the enemy.

See more:

1. How to fix errors hanging game Rules of Survival
2. How to reduce lag when playing Rules of Survival on a weak configuration machine
3. Instructions for installing WTFast to reduce ping when playing online games, when the cable is broken

Wish you all have fun playing games!

You finished reading the article "**Loot locations in PUBG Mobile**" edited by the [TipsMake](#) team. We hope this article has provided you with many useful tech tips and tricks. You can search for similar articles on tips and guides. Thank you for reading and for following us regularly.