

Lightweight Android emulator software for weak configuration devices

Android emulators on computers are used by many people to be able to play today's hot games such as Play Together, Pubg Mobile, Free Fire,... on computers. However, for devices with weak configurations, choosing the right Android emulator software is very important. Here are some top lightweight emulator software for weak configuration devices, for your reference.

This article helps you:

- Choose Android emulator software
- Get the software download link

Android is the most widely used mobile operating system today, with a huge store of applications and games. Therefore, finding and equipping yourself with an Android emulator to experience these applications on your computer is a good solution and should be done.

Choosing how to download Android emulator software to suit your computer configuration to help you play games and install applications smoothly without lag is not easy. Right now, I would like to introduce to you the lightest and best Android Emulator software on PC today, very worth your choosing to use.

Lightweight Android Emulator software for weak configuration devices

1. BlueStacks Android emulator software



This is the first software to mention when you search for an Android emulator application. **BlueStacks** is the software that is considered the best, most stable and most used today. With BlueStacks, you can experience all the applications and games in the Android store without having to install any other utilities.




Currently, users can use **BlueStacks 4** version with many valuable improvements and is worthy of being the top choice today.

- BlueStacks, in addition to the paid Pro version, users also have the option to use the completely Free version.
- Can directly install APK files from your computer to BlueStacks.
- New version allows you to open multiple windows as tabs like a browser.
- **Improved interface is neater and more convenient:** BlueStacks 4 version has many improvements and differences compared to BlueStacks 3. First is the Dock bar below with 5 basic Apps: App Center, Google Play, BlueStacks World, Instance Manager and Help Center, are elegantly designed so they are very pleasant to look at, helping users quickly use these features.
- **Keymapping upgraded to Game controls:** Keymapping is one of the most outstanding advantages when you play mobile games on PC. This is a branding feature for BlueStacks when you play blockbuster games such as Lien Quan Mobile, PUBG Mobile, Rules of Survival.
- **Run faster but consume less RAM:** This is exactly what Android emulator users want. With BlueStacks 4, we focus on improvements compared to the old version. We tested it and found that BlueStacks 4 boots a bit faster than using BlueStacks 3 version, and Windows Task Manager only uses about 273 MB of RAM.

2. LDPlayer

Ranked 2nd on this list is LDPlayer, a relatively popular Android emulator software for weak configuration devices. LDPlayer runs on optimized Android 9, so it uses very few PC resources, ensuring the best performance when playing games or running graphics-heavy Android applications on your computer, reducing the Lagging, crashing, and incompatibility errors. Using the latest Android emulator, LDPlayer will meet all the requirements of the latest games for you to experience on your PC.



When using LDPlayer, you will experience features such as automatic keyboard and controller synchronization, multi-version Android emulation and 3D graphics support, helping you use and play games smoother. Not only that, this Android emulator software also supports installing APK files using designated APK shortcuts. Thanks to that, you can install applications that are not on the Google Play store in an extremely simple way.

Advantages of LDPlayer:

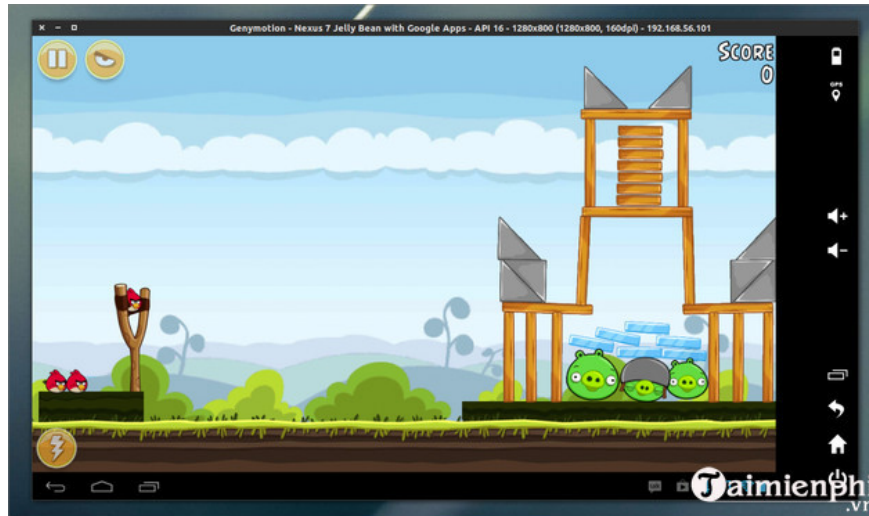
- Can run on Windows 7 or higher, suitable for laptops and PCs with weak configurations.
- Supports synchronization of control keys for controller & keyboard.
- Fast response speed, reduces load time, improves gaming experience.
- Allows running multiple emulators at the same time.

Disadvantages: Does not support Hyper-V.

=> Link to download **LDPlayer** here.

3. Genymotion

Genymotion is designed to help IT professionals conduct testing of Android applications across multiple devices using a cloud-based emulator. Using the VirtualBox virtual machine creator to speed up OpenGL graphics processing, Genymotion is also a lightweight Android emulator for weak configuration devices, allowing you to play heavy 3D graphics games like PUBG Mobile, Free Fire, . with stable performance.



Besides, you can use Genymotion to emulate many different types of Android phones such as Google Nexus or Samsung Galaxy. Your computer keyboard and mouse are automatically connected and synchronized with the functions on the emulator, providing maximum support for gamers. You can also enable geolocation options and increase or decrease the size of the emulator window when running Android apps.

Advantages of Genymotion:

- Emulate many different Android operating systems.
- Does not require a high configuration computer.
- Easy to use with diverse and rich customizations.

Disadvantages:

- CH Play store is not available.
- Does not support ARM.

=> Link to download **Genymotion** here.

4. Droid4X Android emulator software



Droid4X is considered one of the best lightweight Android emulators on PC today, and especially computers with weak configurations can also run this tool.



Using **Droid4X** allows you to play games and test many Android applications in full screen as well as the ability to take photos and record screen videos while playing games.

Advantages of Droid4X :

- **Android4X** is integrated with quite good utilities such as filming and taking screenshots during use. This is the main point, attracting gamers to mainly use this feature. With this application, you can not only play games, but also record gameplay to guide others or create videos to post and share.
- Light and stable application.
- There is a virtual keyboard that supports shooting, requiring very smooth movement.

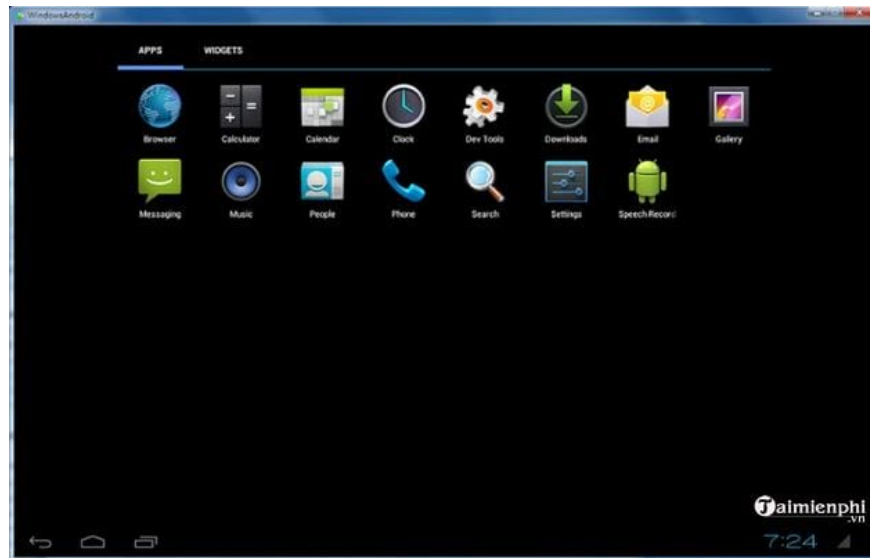
Disadvantages of Droid4X :

- Does not support voice chat.

5. Windroy Android emulator software



Windroy is considered one of the lightest Android emulator applications. This application is gradually proving its quality in the eyes of users. With the extremely light and fast installer, this emulator does not take too much time for you to install.



Using this application you will see that the software supports user interfaces with any resolution to display the most vivid in-game images. With **Windroy**, you can play games in windowed or full screen mode, working well on Windows 7, Windows 8/8.1 and Windows 10.

Windroy advantages :

- Compact and lightweight installer (only about 80MB).
- Installs quickly and does not come with other additional software.
- Works quite smoothly and does not require a computer with too high configuration like BlueStacks.
- The login and usage process has great similarities with BlueStacks, very friendly and easy to use.

Windroy Disadvantages :

- The default interface of this emulator after first installation on the device is Chinese, so you need to change the interface to another language for ease of use.
- Only supports a single Android version (version 4.4).

Because it only supports one version of Android 4.4, Windroy is quite light, so downloading this Android emulator software is also a consideration because there are many new games and applications today that are no longer supported with the Android operating system. 4.4 again.

6. Nox App Player Android emulator software





Nox App Player is a highly rated Android emulator today compared to BlueStacks. When playing Android games on Nox Player, you will have a better feeling than playing on a Smartphone, especially NoxPlayer also supports external keyboards, gamepads, and video recording. screen videos, using multiple apps at the same time which not all tools can do.



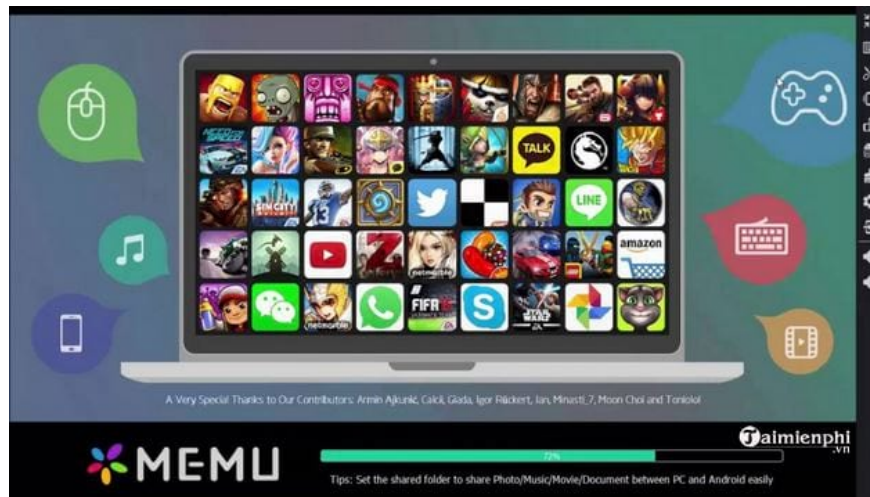
Advantages and some main features of Nox App Player that can be mentioned are:

- Built-in Google Play is very convenient.
- Multiplayer mode allows emulator users to open and use multiple applications at the same time or play multiple games at the same time on the same screen.
- Specially designed with gamepad to support gaming.
- Can run on Windows 10.

7. Android emulator software MEmu App Player



MEmu App Player is also known as **MEmu** - a free Android emulator that is also quite famous and worth using. **MEmu** allows you to play games or run Android applications on the large screen of your computer with many flexible customization features. This application will automatically change the parameters of games and phone applications to suit when used on a computer, giving users the best experience.



MEMu App Player's advantages include:

- Open multiple interfaces at the same time.
- Edit and set technical parameters during use.
- Support sharing files with computers and vice versa.
- The application is currently developing the feature to watch Live stream through its own application.
- Watch your favorite TV shows.
- Support drag and drop files.

Disadvantages of MEMu App Player :

- Quite consumes your device's resources if you open many interfaces at the same time.
- There are still a few crashes during use

Above is a list of the best lightweight Android Emulator applications **for weak configuration devices** today, along with good features that we have tried to synthesize to provide you with the most general overview before using. make your choice.

Besides the applications and software summarized in this article, there are still many other emulator applications that have not been mentioned such as Remix OS, AMIDuOS or MirrorGo. you can research online to install them yourself. place, experience. However, according to our general assessment, the 7 software just introduced above are completely enough for you to choose one for yourself and be able to use it immediately. Good luck!

If you want to find an emulator software for Macos, please immediately refer to the article summarizing 7 **Android emulator software on Mac** that cannot be missed on TipsMake to easily choose a suitable software for yourself.

You finished reading the article "**Lightweight Android emulator software for weak configuration devices**" edited by the [TipsMake](#) team. We hope this article has provided you with many useful tech tips and tricks. You can search for similar articles on tips and guides. Thank you for reading and for following us regularly.