

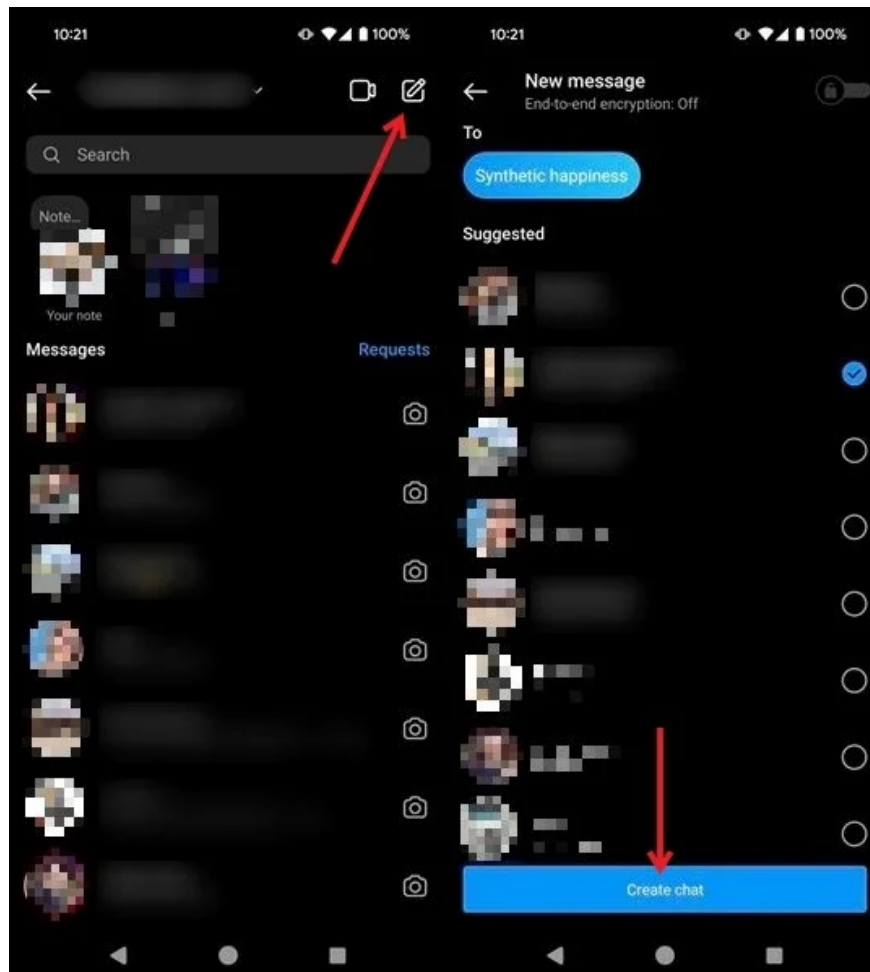
Learn what the icons on Instagram DM mean

Instagram direct messages (DMs) can sometimes be confusing, especially if you're new to it. You'll see a series of icons in your Instagram chat that can make you feel a little overwhelmed.

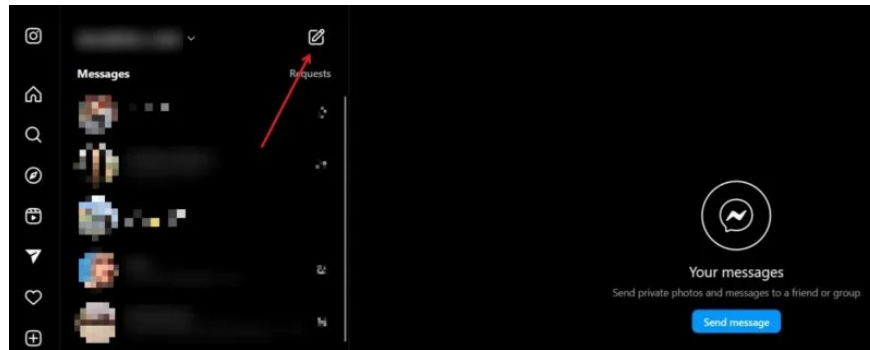
You may be hesitant to touch an icon without knowing its effects. This guide covers all the Instagram symbols in DM, along with their meanings. The post begins with the icons that appear in the chat list and is followed by the icons that appear in an individual chat.

1. New message icon or pencil

When you open a direct message on Instagram, you'll see a pencil icon at the top. Tapping it will allow you to create a new message. For example, if you're not currently in a chat thread with someone and want to send them a message, tap the icon, then select the person you want to start the conversation with.

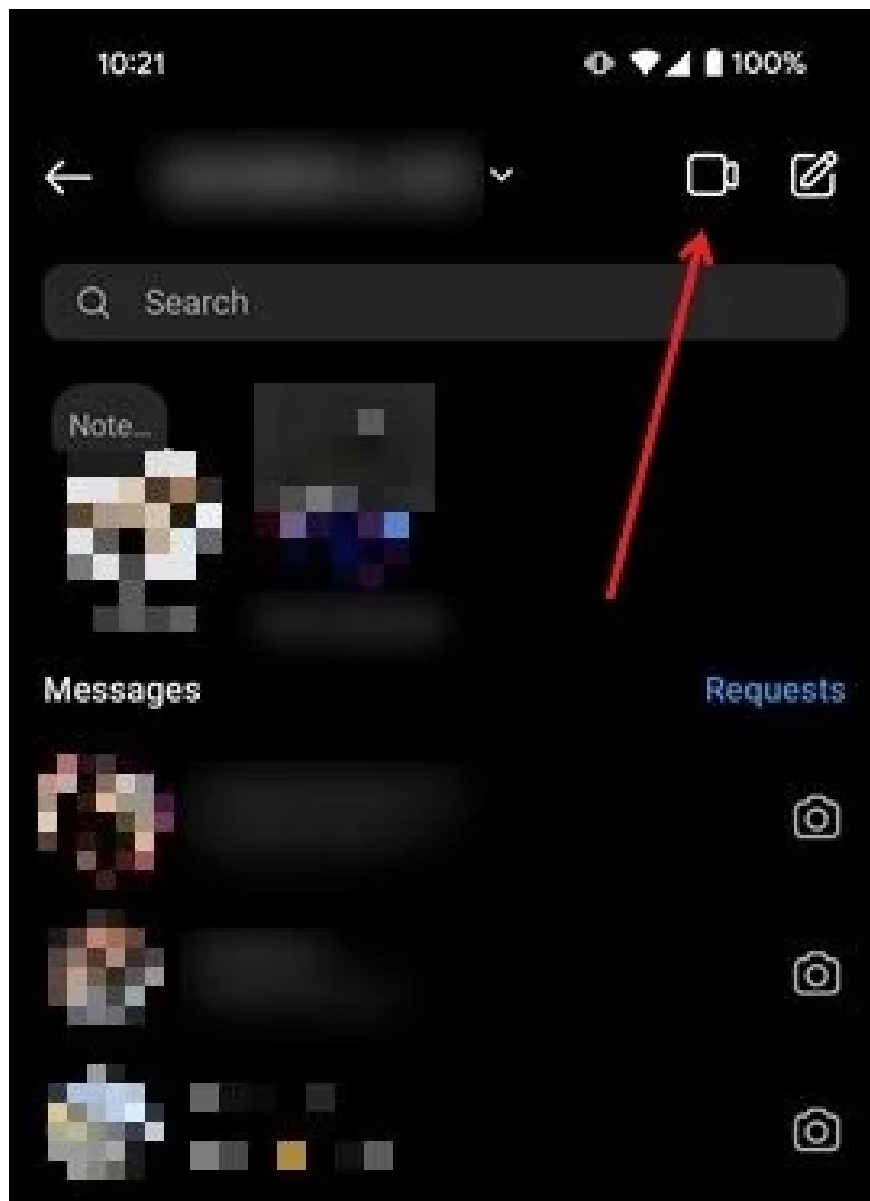


This icon is available at the top left of the screen on the desktop.



2. Video chat icon


Next to the new messages icon in the Android app is a video chat icon. This Instagram message icon allows you to start a video chat.




If nothing happens when you tap the icon, you may be able to find the same icon in an individual chat thread. Use it to video call that person or a group if it's a group chat.

10:54

98%




Jan 23, 20:38



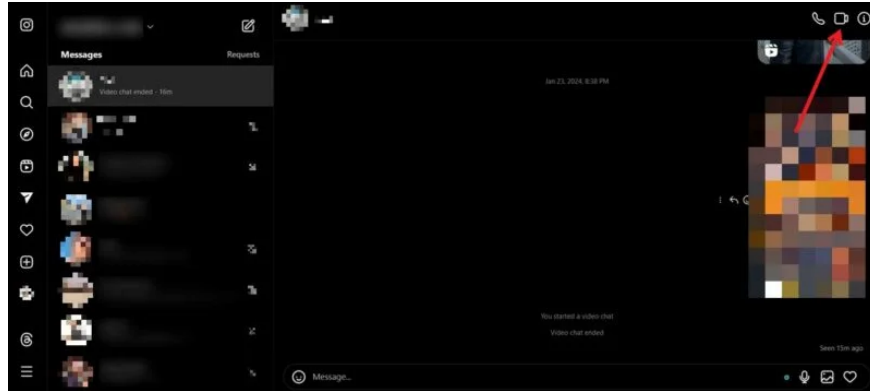
Today 10:42



Seen 9m ago

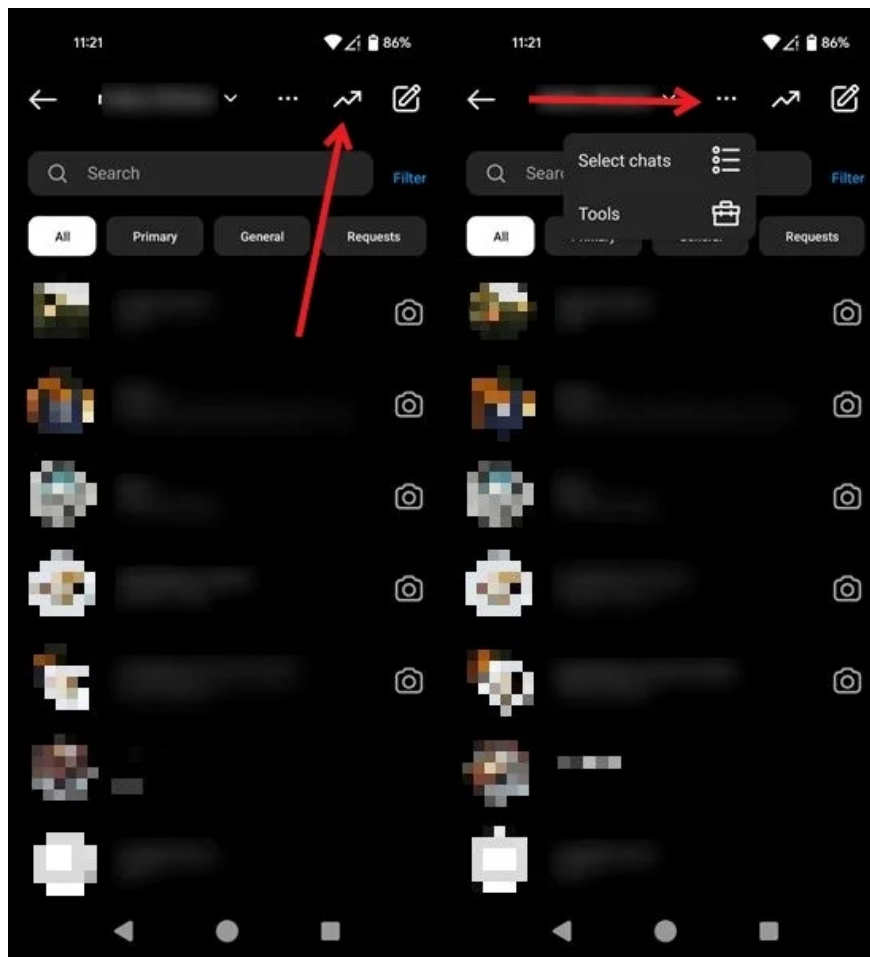


Note that on iOS and desktop, the video chat icon only appears when you access an individual or group chat.



3. Multiple choice icon

For Instagram business accounts on Android, you may find a multiple choice icon instead of the video chat icon. In this example, we have the Promotion Tools icon that allows you to do things like boost your posts. This icon does not appear on iOS.



Click on the three horizontal dots to access the Select chats or Tools option. Select chats allows you to perform bulk actions, such as flagging chats or muting messages/calls for the respective contacts. Tools allows you to add

content to your DMs, such as welcome messages, FAQs, etc.

These icons do not appear on the desktop.

4. Red dot

If you're using multiple Instagram accounts, you may notice a red dot next to your Instagram username in direct messages. That means some other Instagram accounts have unread notifications. Tap a username to easily switch between multiple accounts from the chat list.

11:40

85%



[Redacted]




Search



Messages


Requests



[Redacted]




[Redacted]



[Redacted]

Call



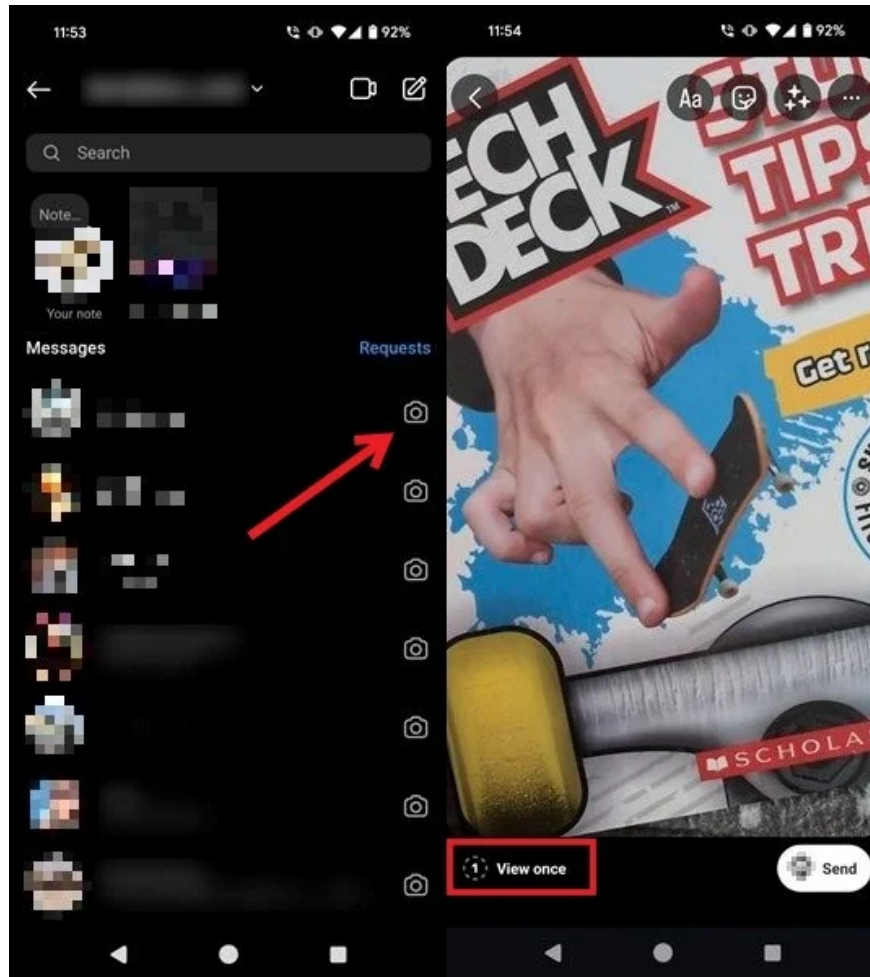
[Redacted]



5. Camera icon

Next to all the chats in the chat list is a disappearing message icon that looks like a camera. It's an Instagram direct message feature that lets you send disappearing images and videos.

Touching it will open the camera. Take a photo or choose a photo from your gallery. You can edit images by adding filters, effects, text, and doodles. Once you have your photo, there are 3 options at the bottom: View once, Allow replay, and Keep in chat. Click View once to display other options.





When the first option is selected, the message recipient can only see the image or video once. After viewing the message, the message will automatically disappear and neither party can open it.

Allow replay allows the recipient to see the message twice. A message sent via Keep in chat mode will remain in the chat forever until you delete or unsend it.


The same icon also appears in chat on the left side of the input area.

10:54

98%




Jan 23, 20:38




Today 10:42

 **Video call started**

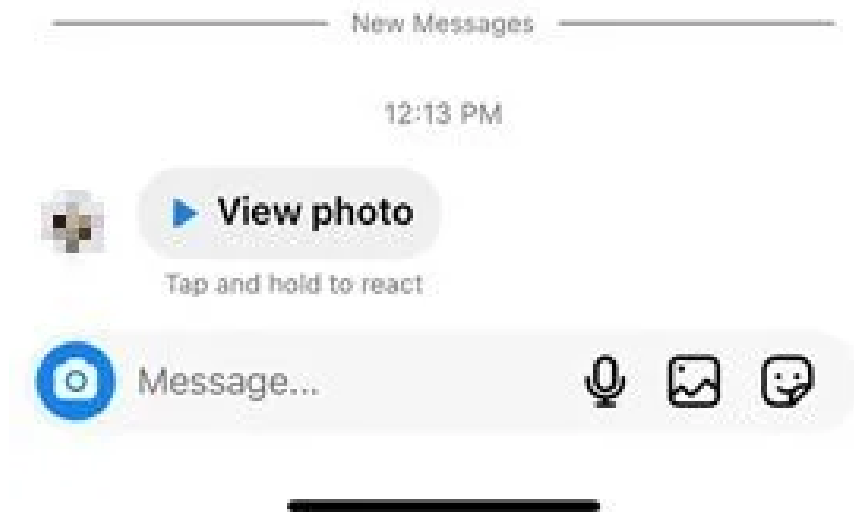
 **Video call ended**

Seen 9m ago

 Message...



When someone sends you a photo that disappears after viewing, you'll see a View photo notification in your chat.



This Instagram icon is not available in the desktop version.

6. Green dot

When someone in your chat list is currently online, the Activity Status feature will display a green dot on their profile picture in Instagram messages. Remember that you need to turn on your Activity Status to see other people's activity status. If you don't see green dots in your Instagram direct messages, you may need to turn this feature on.

12:22

📶 📶 85



















🔍 Search

Note...




Your note

Messages

Requests

-  **View photo** · now   
-   
-  **Active now**  
-   
-   

Suggestions

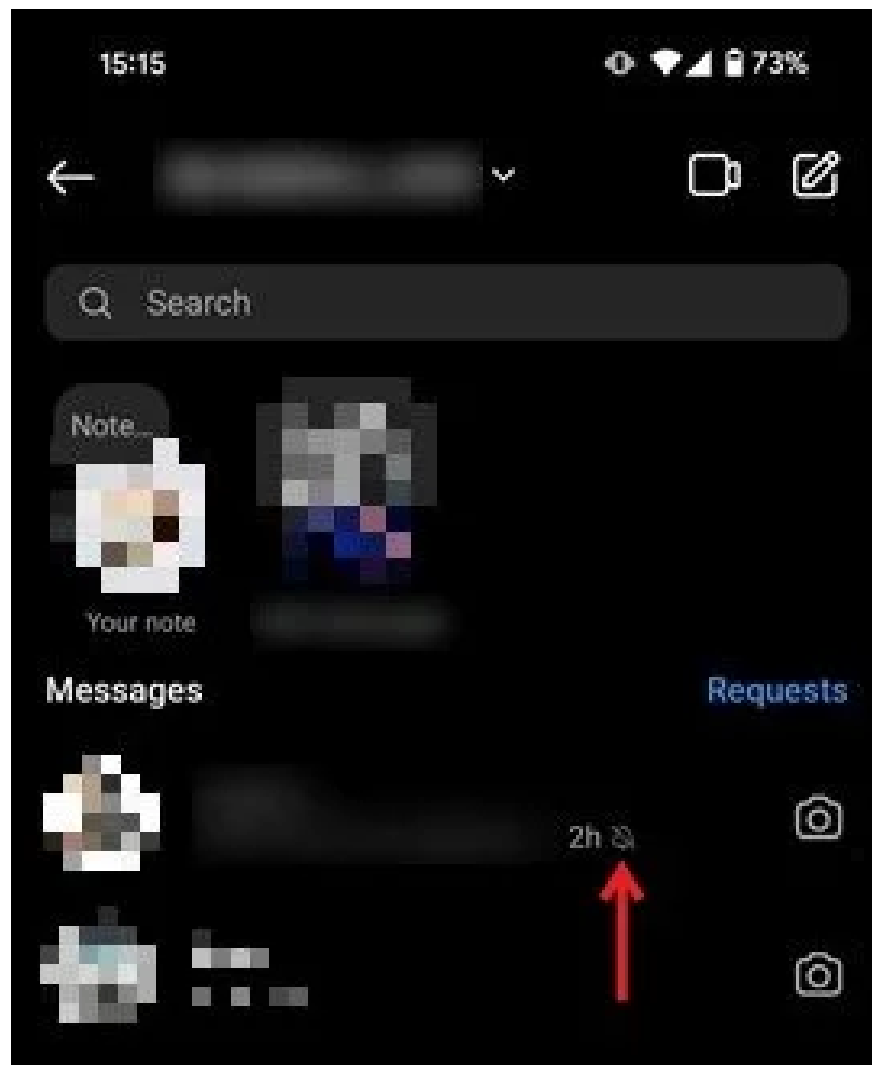
-   

A green dot will also appear in the Notes section, even if the person hasn't shared the actual note. Some users may also see an Active Now notification below their name.

Turn this feature on or off for your account by going to Settings & privacy -> Message and story replies -> Show activity status.

7. Mute icon

Muting a person's Instagram messages will display a mute icon (a bell with a dash) next to their name in the chat list. To unmute a person, open the chat thread and tap the person's name. Turn off the toggle next to mute messages (and calls, if you've enabled this feature).



Muting means you will no longer receive notifications when someone messages you on Instagram. To see their messages, you will sometimes have to check the app manually.

8. Phone icon


Opening an individual chat thread on Instagram will display a phone or call icon at the top. Use it to call users or make group calls. You also get a video call icon in the chat.

10:54


98%



[Blurred name]



Jan 23, 20:38



Today 10:42

 **Video call started**

 **Video call ended**

Seen 9m ago

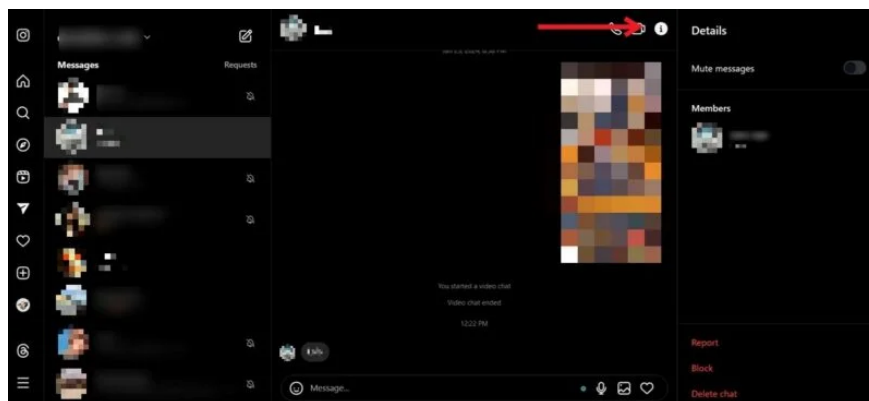


Message...



9. Information icon

If you click the i icon next to the voice and video call icon on the Web version of Instagram on PC, you can see additional options for that contact.




The information screen is the same as what appears on your mobile device when you tap a follower's name at the top of the direct message window. See options to mute messages as well as buttons to block contacts or delete conversations.

10. Microphone icon

Among the many messaging icons at the bottom of a conversation is a microphone icon. Press and hold the microphone button to start recording a message.


15:37

72%



wasn't notified about this message because they're in quiet mode. [Turn on quiet mode](#)

Today 06:43



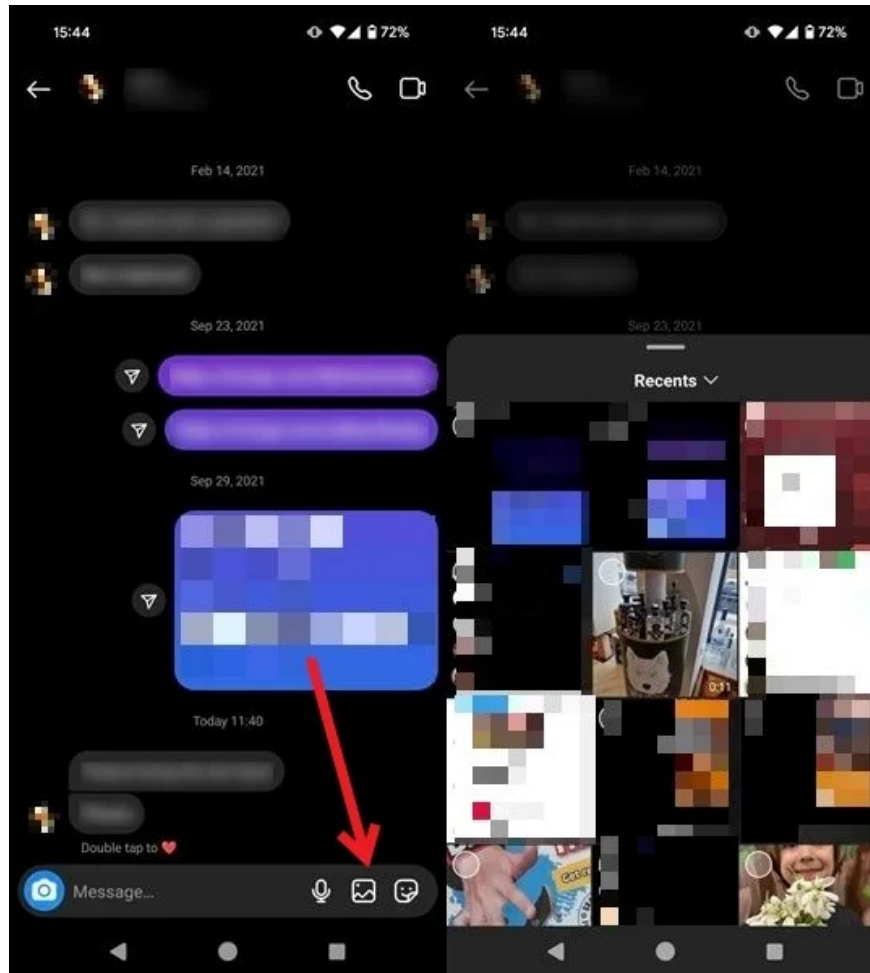
Today 10:21

Today 12:16



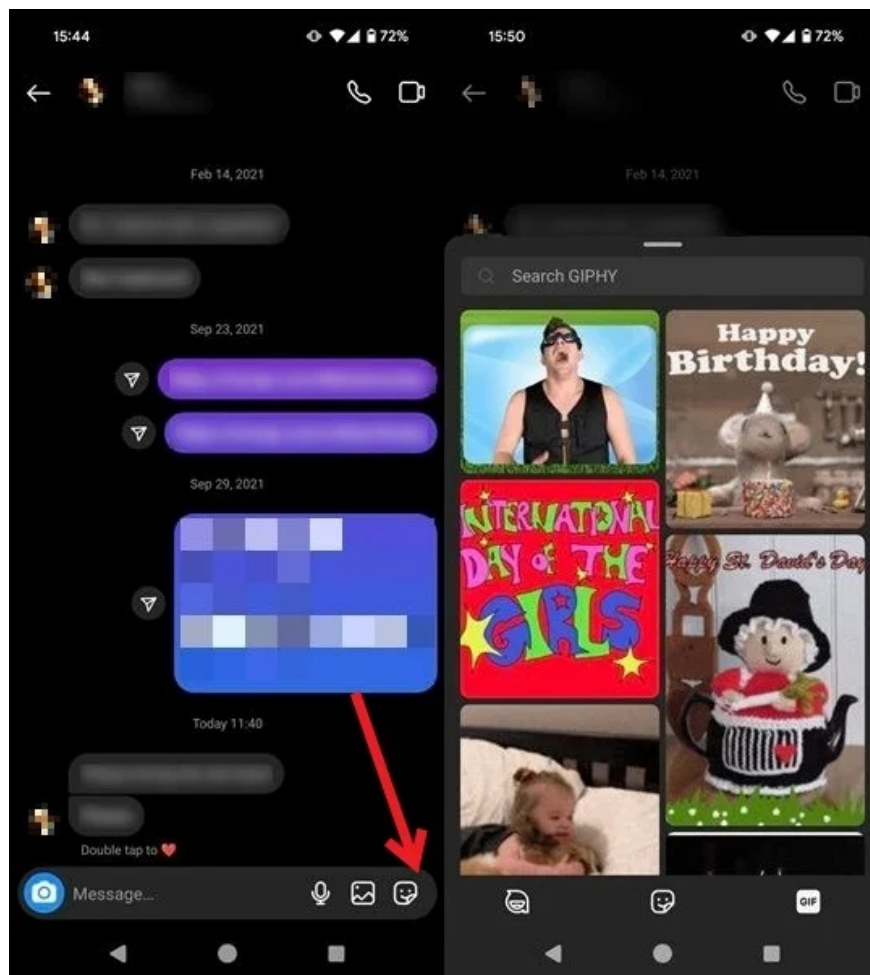
11. Image icon

Tap the gallery icon to view photos and videos on your phone. Select an item to send to the user.



12. Sticker icon

Tap the sticker icon in an Instagram chat to choose a sticker GIF or avatar action. They can be used in conversations to make it more interesting.



Use the Search bar at the top to find specific stickers. Enter your criteria to have Instagram show you matching GIFs and stickers.

13. Heart symbol

If you like a message on Instagram, react to it with an emoji. The default emoji below messages is a red heart icon. To choose a different emoji, touch and hold the message.

15:56

71%



Sep 29, 2021



Tap and hold to super react



Double tap to ❤️



Reply



15:50

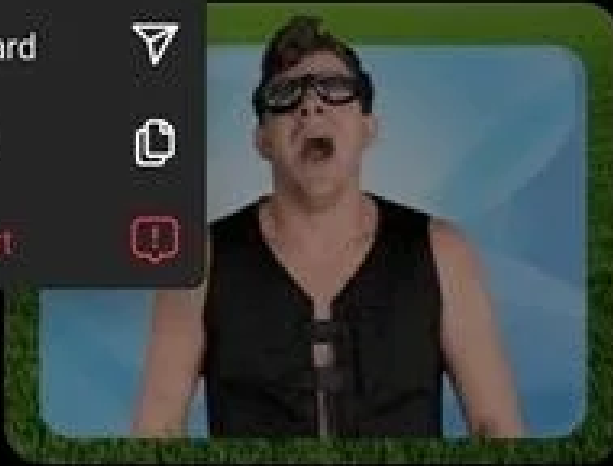
Forward



Copy



Report




14. Save icon

When someone sends you a message, two icons will appear to the right of the message. The paper plane icon allows you to forward the post to others, while the bookmark icon allows you to save the post to the Saved folder.


15:37

72%




wasn't notified about this message because they're in quiet mode. [Turn on quiet mode](#)

Today 06:43



Today 10:21

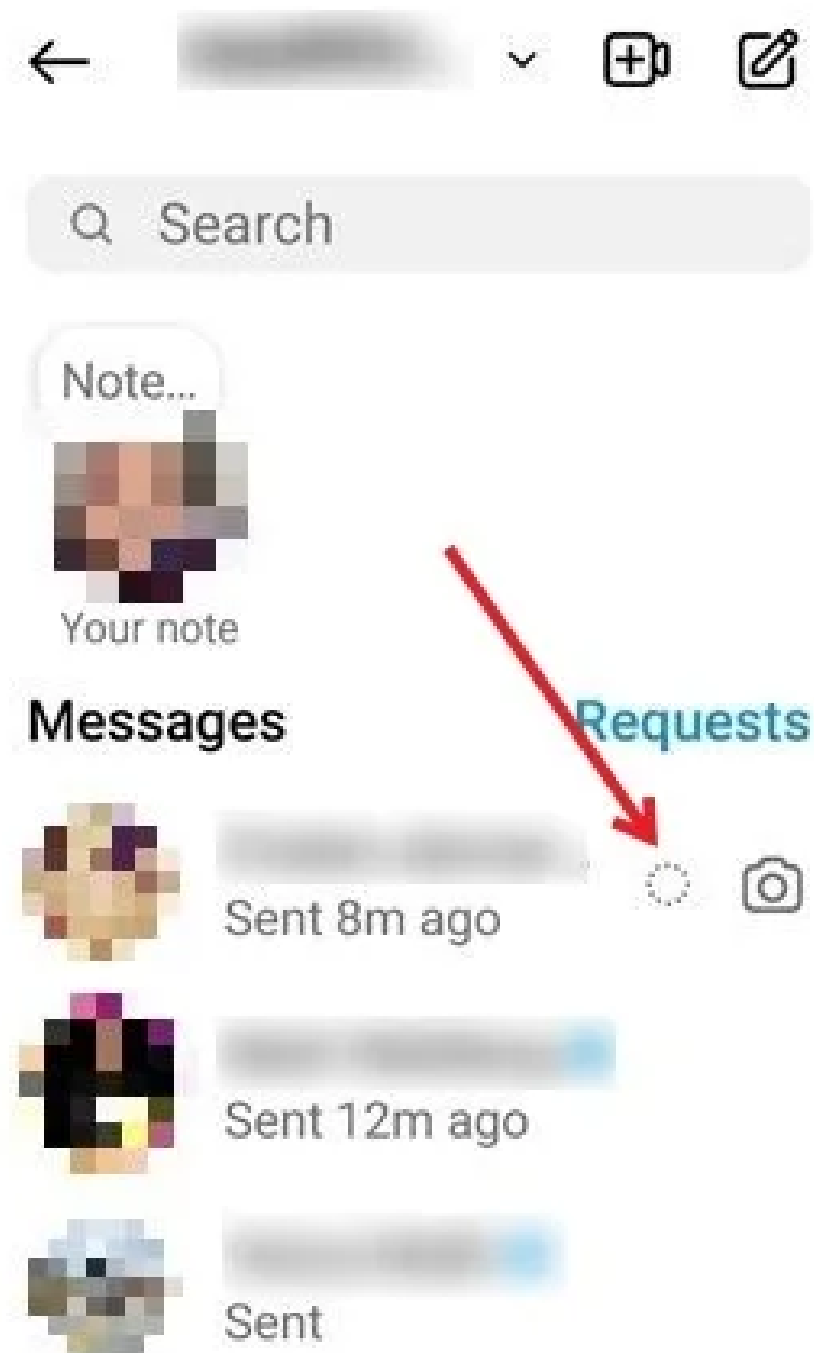
Today 12:16



If someone sends you a Reel, you will only see the bookmark icon. You can still forward it to someone else by tapping Reel and tapping the paper plane icon in the bottom right.

15. Vanish Mode icon

If Vanish Mode is enabled for a chat, the icon will display next to the chat in the chat list. If you close the chat with this mode enabled, sent and received messages will disappear.



Activate Vanish Mode by swiping up from the chat. Note that this option is only available in the mobile app in certain regions.

You finished reading the article "**Learn what the icons on Instagram DM mean**" edited by the [TipsMake](#) team. We hope this article has provided you with many useful tech tips and tricks. You can search for similar articles on tips and guides. Thank you for reading and for following us regularly.
