

# Learn about Steam Families: Tool to make game sharing smoother

Valve appears to be making things even easier with Steam Families, a beta feature launched as a way to streamline the game sharing system on Steam.

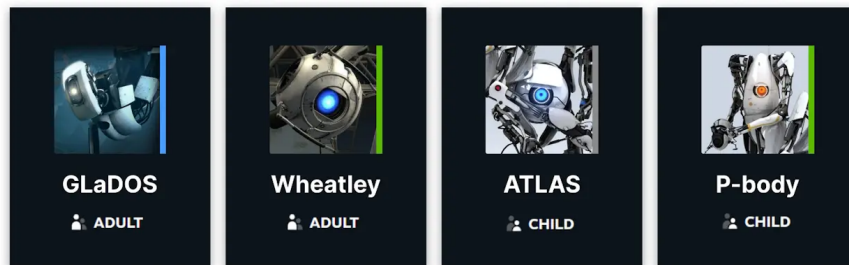
Library sharing has long been an important part of Steam. However, most gamers know that this system has its own caveats. Here's everything you should know about Steam Families.

## What is Steam Families?

Steam Families will be a streamlined feature that replaces the previously released Steam Family View and Family Sharing. It will come with parental control options, shared library, etc. Here are all the highlighted features from the new Steam Families launched by Valve:

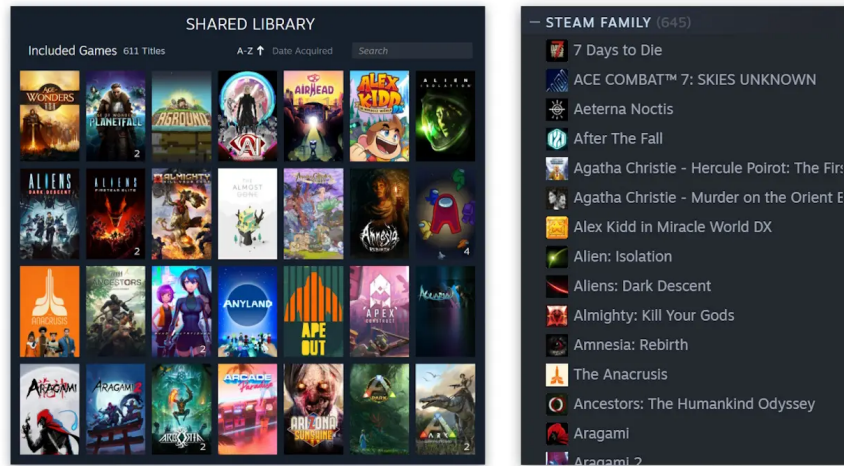
## Number of family members

According to Valve, the new system will allow up to 6 members in a family. Each person will have an Adult or Child label under their Steam username. The shared game library will display after setting up Family. This will create separate game files for anyone accessing a game purchased by another family member.



## Shared games, DLC and cheating measures

The best thing about Steam Families is that family members can play games from other members' libraries even when they're online! If members own multiple copies of the same game, they can play that game at the same time. Family members can create their own saved games, get access to Steam achievements, and more.

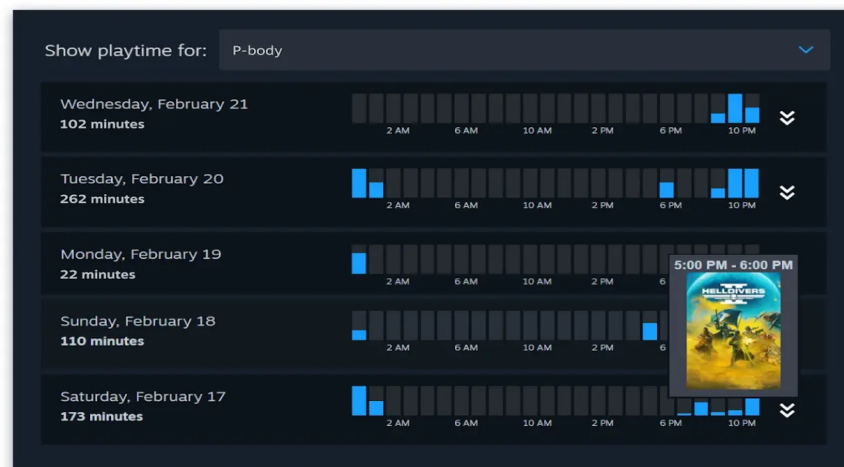


Members can also choose which copy they want to play if the same game is available to multiple family members. This includes DLC. However, DLC progression will continue for the first one you choose.

One interesting thing to note is that a family member will be banned from playing with your copy, and so will you. So unless you want to be blocked from your favorite game, keep your siblings away from it.

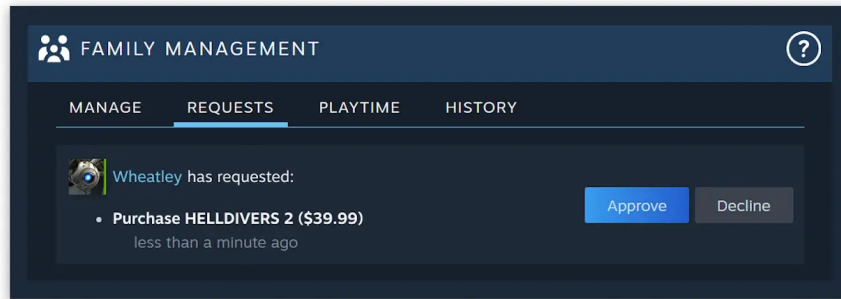
## Parental Controls & Children's Purchase Requests

Steam Families adds important features for parents to monitor children while accessing games on Steam. Any member of the Steam Families marked as Adult can take over parental controls.



Steam's parental controls let you manage your child's gaming experience. You can choose which games are right for you, restrict access to social features like Store, Community and Friends Chat, and set playtime limits by hours or days.

You can also view your child's playtime reports and approve or deny their requests for extra playtime or access to certain features. Finally, if your child loses their password, you can restore their account.



Along with controlling play time or social activities, adults can also make shopping decisions for children. So instead of providing your child's credit card details, you can approve or deny their purchase request.


This will allow children to make fewer accidental transactions on Steam. Adults can approve purchase requests from their mobile device or email, and the game will be displayed in the gallery once the purchase is made.

## How do I set up Steam Families?

**Warning:** Remember that the Steam Families feature is for the closest family members. If you leave your family or are kicked out by family members, you will have to wait a year before you can rejoin. Child accounts cannot leave the family group on their own. This feature is also region-locked, so sharing over long distances is not possible.

The Steam Families feature is currently only available as a beta feature. So, you will have to opt in to the service. Luckily, it's easy to do so. Follow the steps mentioned below to learn how to set up Steam Families Beta:

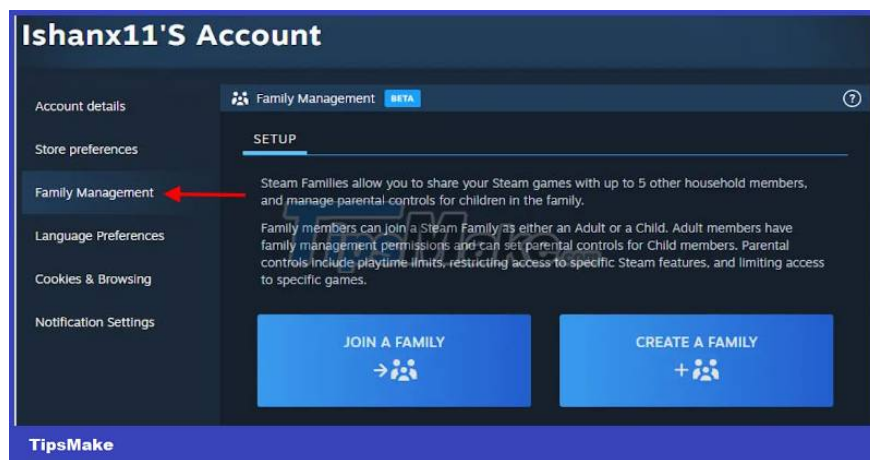
1. To start the process, go to the Settings option on Steam and go to the Interface section.



2. Now, find the Client Beta Participation option and select Steam Families Beta from the drop-down menu.



3. Once done, restart Steam and visit Steam's Family Management page.



4. Here you can select Create a Family to share or maintain your Steam Families or copy your code from the Join a Family section and have another family member add you to the created family group their.

## Games supported on Steam Families

Unfortunately, not all games on Steam are available for sharing. Games not included in the Steam Families shared library are:

1. Games that require a separate account or subscription: This includes games that require an additional login beyond Steam or those that require ongoing payments to play.
2. Free-to-play games and their DLC: Sharing does not extend to free-to-play games nor any DLC you purchase for them.
3. Region-restricted games: If a game is restricted to specific regions, you can't share it with others outside of those regions.
4. Incompatible operating systems: You can't share a game if it doesn't run on the other person's computer.
5. Publisher-restricted games: Some publishers choose to opt out of Family Sharing entirely for their games.
6. Private games: Library owners can mark specific games as private, making them unshareable.
7. Games excluded by developers: There may be other reasons why a game is ineligible for sharing, as determined by the developer.

Luckily, games like Helldivers 2 and Cyberpunk 2077, along with many others, can be easily shared using the Steam Families feature. Since Steam Families is still in beta, there will be more upgrades and features added later.

You finished reading the article "**Learn about Steam Families: Tool to make game sharing smoother**" edited by the [TipsMake](#) team. We hope this article has provided you with many useful tech tips and tricks. You can search for similar articles on tips and guides. Thank you for reading and for following us regularly.