

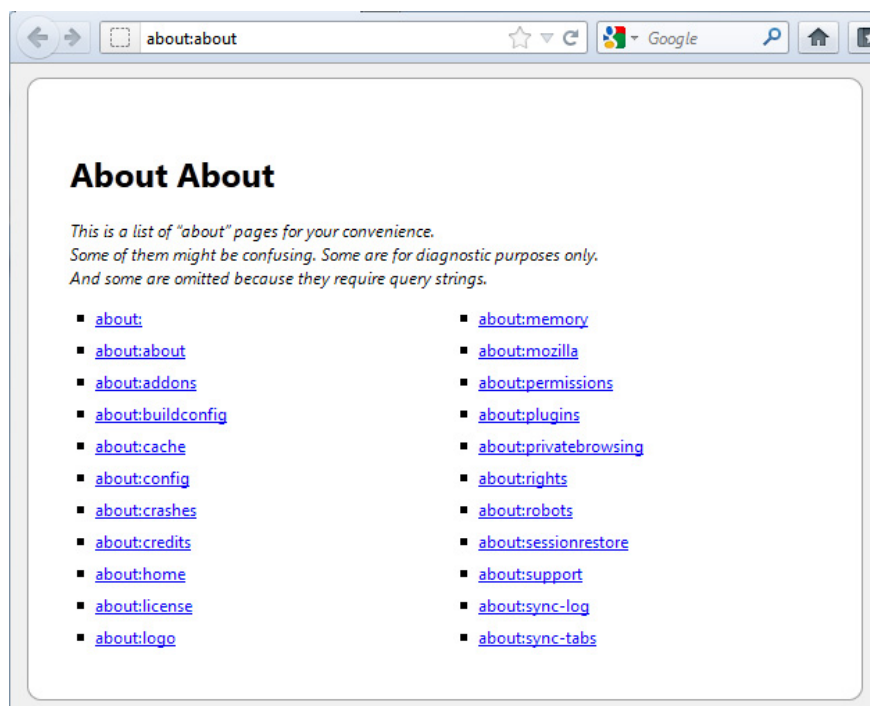
Learn about Firefox's about page system

Essentially, Mozilla's Firefox browser contains a lot of options to 'set up' settings, specifications ... to be 'hidden' in their about page. We can access those pages by typing the address about: and the corresponding name in the Address bar. Here, you will find a lot of different information, from development history

TipsMake.com - Essentially, Mozilla's Firefox browser contains a lot of options to change settings, specifications . to be 'hidden' in their about page . We can access those pages by typing the address about: and the corresponding name in the Address bar. Here, you will find a lot of different information, from the history of Firefox 's development, the battle with Mozilla 's Internet Explorer , the levels of setting, configuration, customization, authorization for users .

About: about

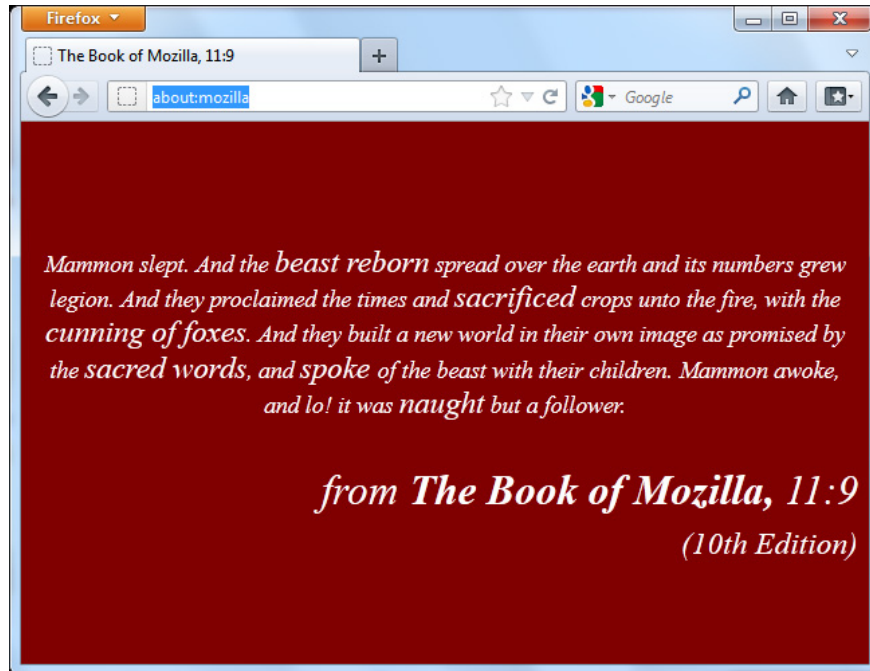
About: about page can be considered as the main **index** of **Firefox** with the following interface:



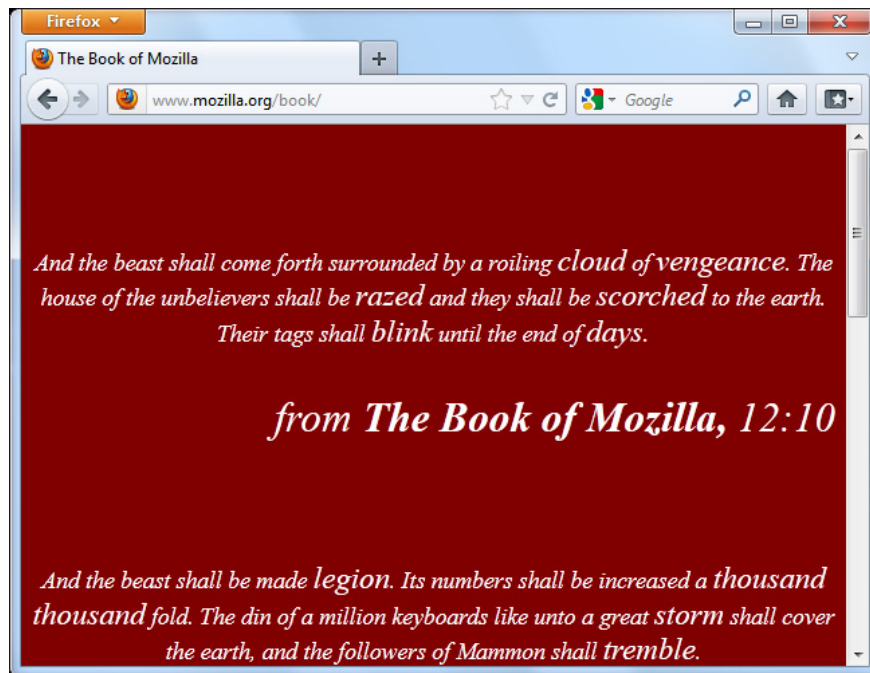
Most of these component pages can be accessed directly here, for example **about: about** page will display the right information, data like **About** and **about: addons** window will transfer users to the add management page. on.

About: mozilla

On the main interface of this page, we will see a typical quote from the **Book of Mozilla**.



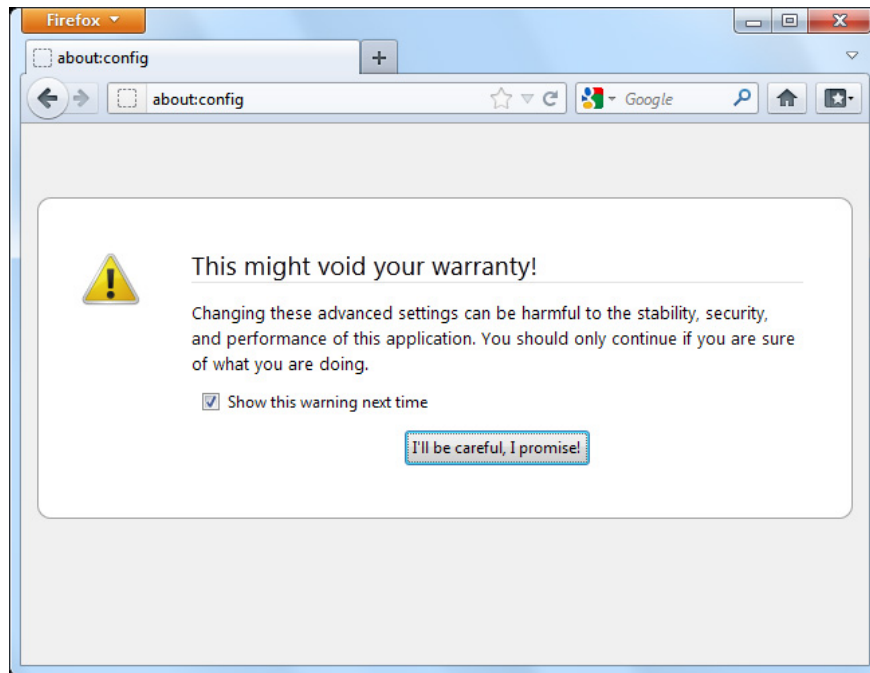
In fact, there is no full or accurate **Book of Mozilla** , and each time the quote quoted here is displayed differently. This about page appeared for the first time in **Netscape** browser version in **1994** :



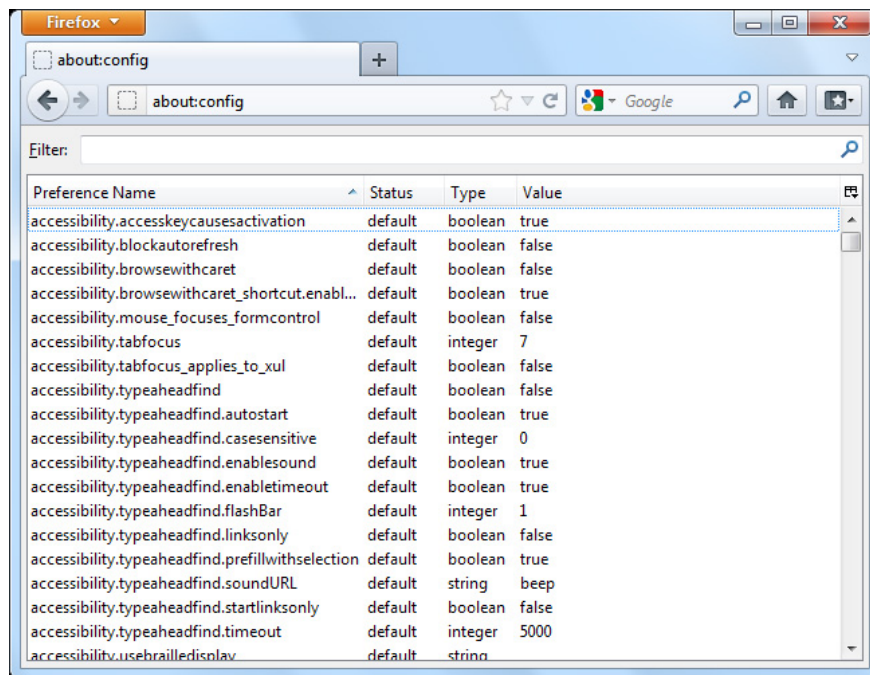
Through Book of Mozilla, users can know **Netscape** 's history in the battle against the dominance of **Internet Explorer** in the past, and how **Firefox** - the original name of **Phoenix** , recovered from the ashes of **Netscape** . .

About: Config

Through this **about** page, we can access all of **Firefox** 's internal options that you can't find in the external interface:



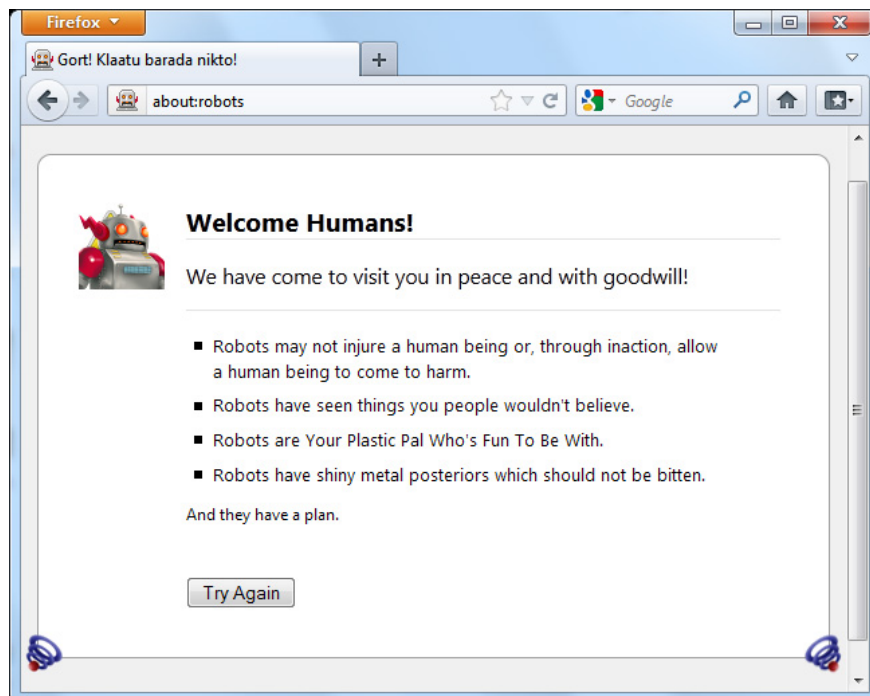
On the first visit, Firefox will display information that prompts users to be careful when operating here.



However, there will be some options not displayed until you right-click in the list, add the new preference property and set the correct name.

About: Robots

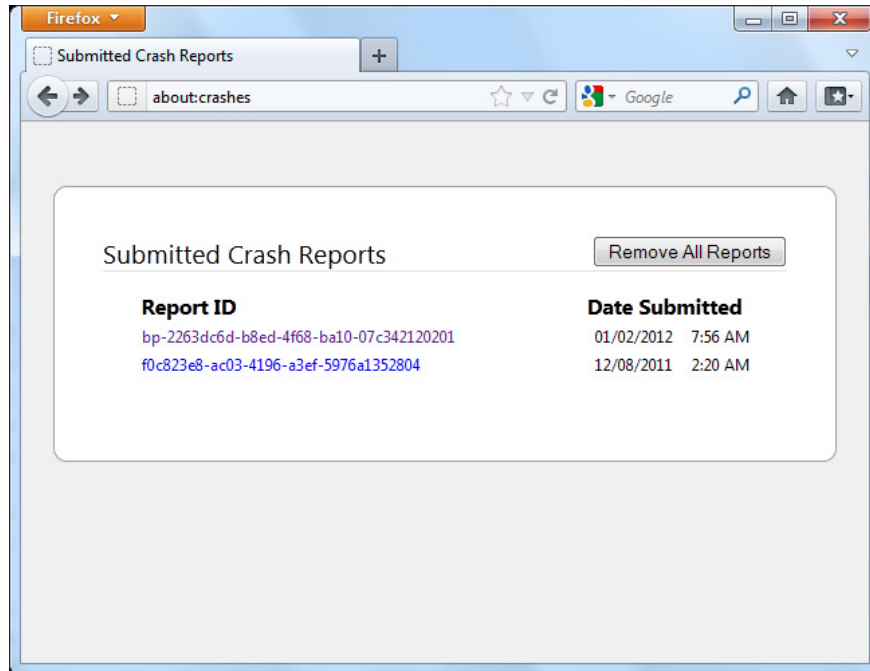
If you type **about: robots** into **Firefox** 's address bar, the system will display some basic information about the robot.



In fact, this is not really specific information, but just a reference form of the inventions of the technology world, the phenomenon of science, nature . on earth.

About: Crashes

When Firefox encounters an error and stops working unexpectedly, we will find detailed information about the errors that occurred in this about: crashes page. Select each specific report and send it to Mozilla, where users will find more specific information about the error.

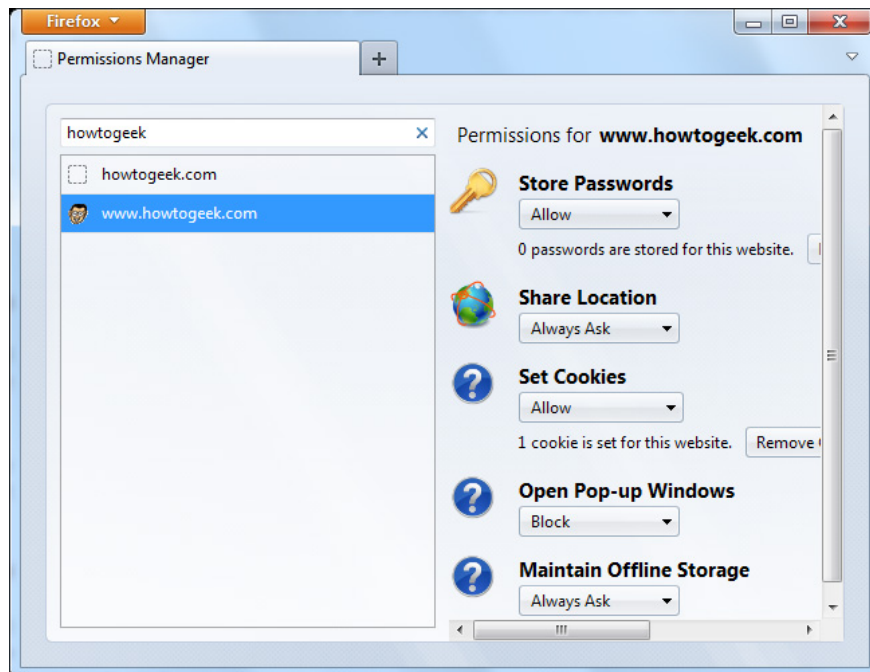


If you have problems processing certain errors, use the information here to find out the exact cause of the error being encountered, in conjunction with Google and our success rate will increase significantly:



About: Permissions

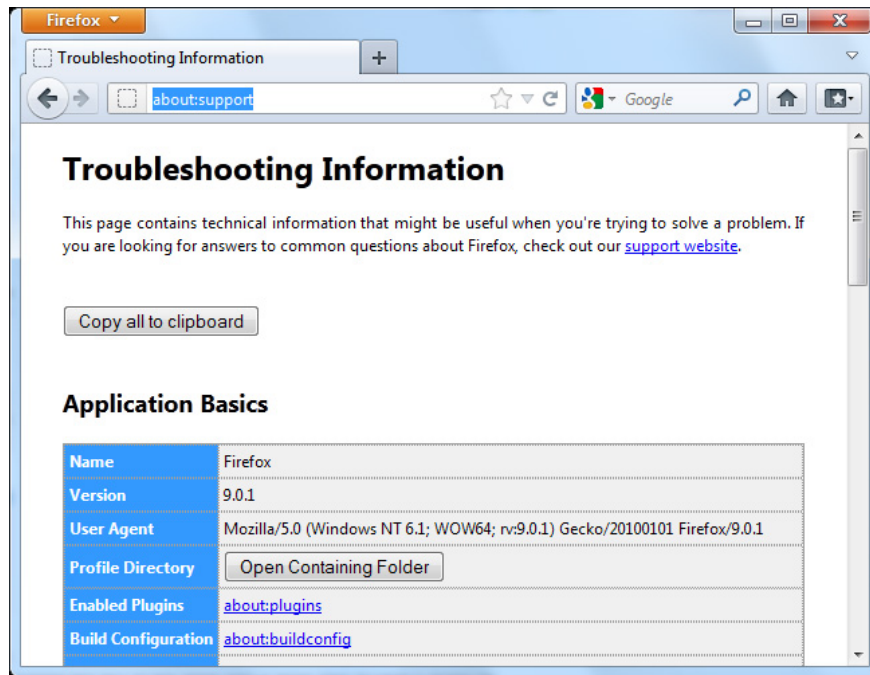
Besides, the monitoring and management page of Firefox decentralization for each different website. Right-click on the currently displayed website and select **View Page Info** , and **About: permissions** will display all relevant information:



The **Permissions Manager** window will list the access rights for that site, for example: conversion pop-ups, offline data storage, cookies mode, saved Username and Password information .

About: Support

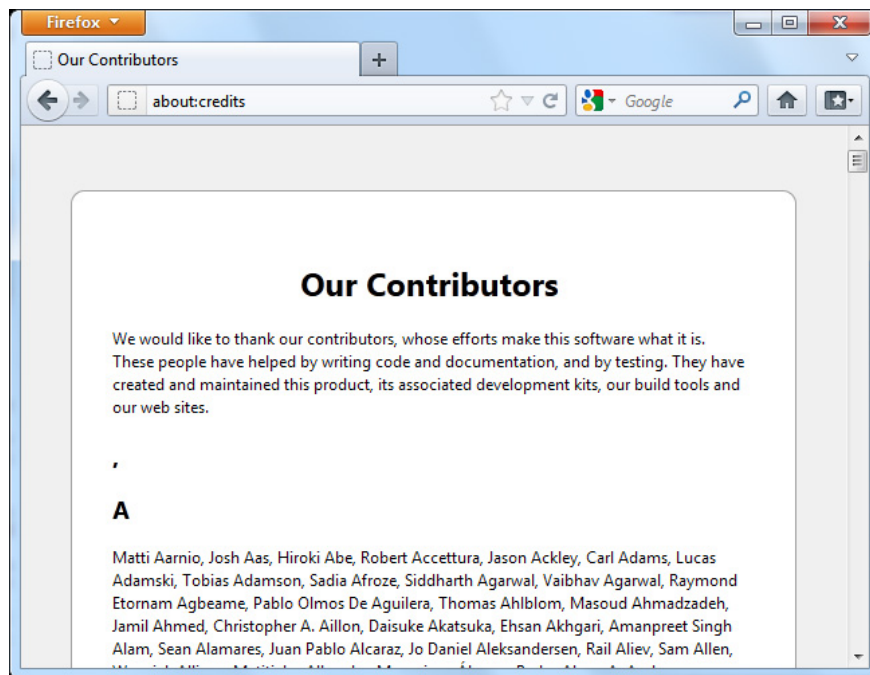
As always, you can open this page by selecting **Help > Troubleshooting Information** . **About: support page** will provide users with useful information in handling problems with Firefox.



If you use the online support option, you should click **Copy all to clipboard** to copy all information, including the list of extensions, the changed settings, the driver attributes in the system . Click **Open Containing Folder** button to open the Firefox profile storage folder.

About: Credits

Here, we will know about everyone who has contributed to the development and success of Firefox today, from programmers, designers, testers, volunteers .



There is a very familiar but few user-friendly page, that is **about: blank**, which is useful if you want to set the homepage every time Firefox starts up as a blank page. Good luck!

You finished reading the article "**Learn about Firefox's about page system**" edited by the [TipsMake](#) team. We hope this article has provided you with many useful tech tips and tricks. You can search for similar articles on tips and guides. Thank you for reading and for following us regularly.