

# ISTEXT function - Function returns True value if that value is text in Excel

ISTEXT function: The function returns True if the value is text. The function application to check if the value is text. Syntax: ISTEXT (value)

The following article introduces you to the **ISTEXT** function - one of the functions in the information function group is very popular in Excel.

## Hàm ISTEXT

**Description:** The function returns **True** if the value is text. The function application to check if the value is text.

**Syntax:** ISTEXT (value)

Inside:

- **value:** The value you want to test is a text or not, is a required parameter.

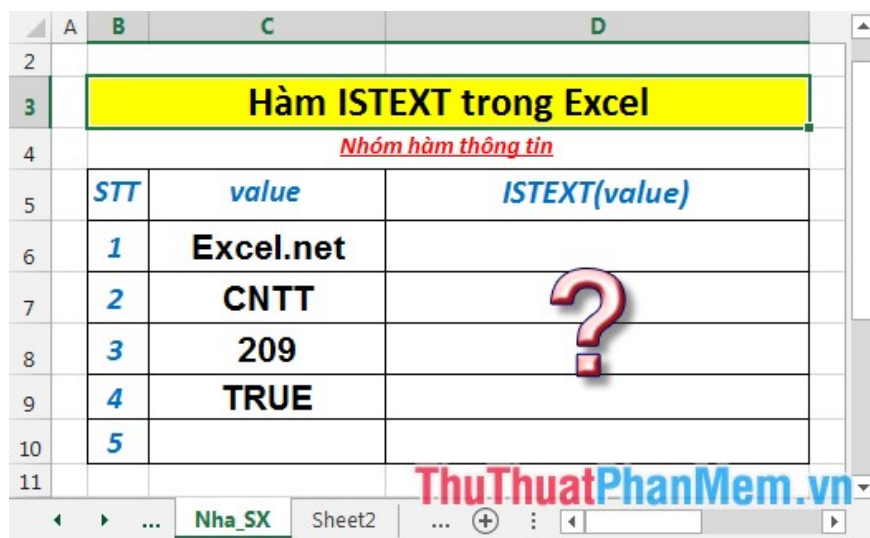
**Attention:**

- The function returns **True** value if that value is text and vice versa returns function **False**.

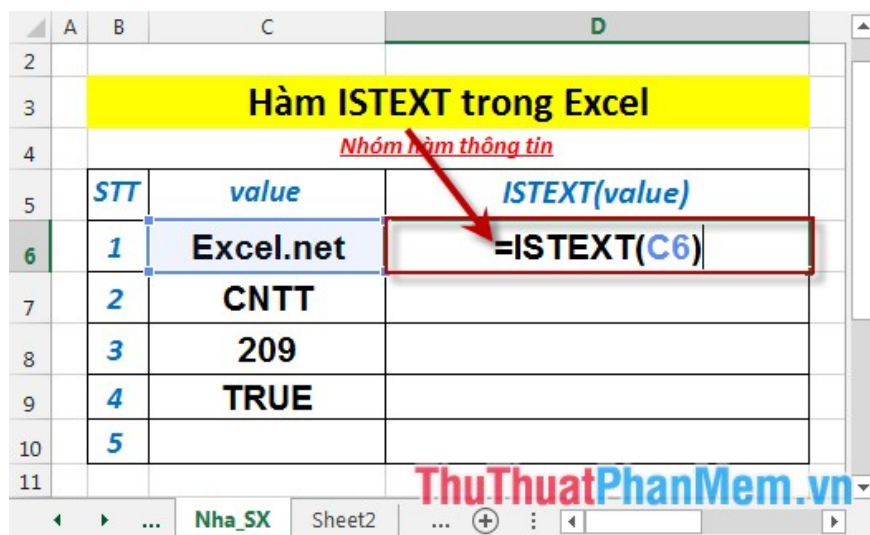
- If **value** is blank or logical -> the function returns **False** value

**For example:**

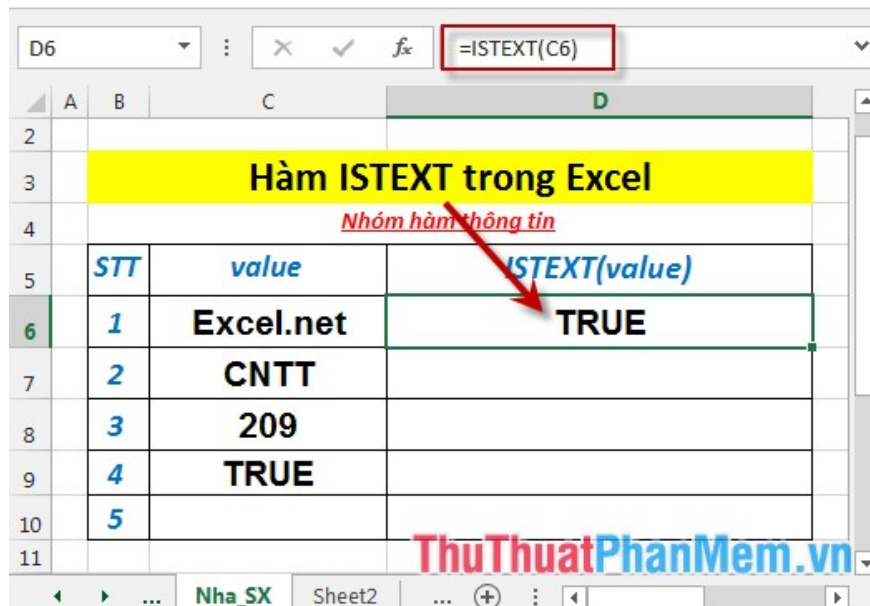
Determine whether the values ??in the **value** are text?



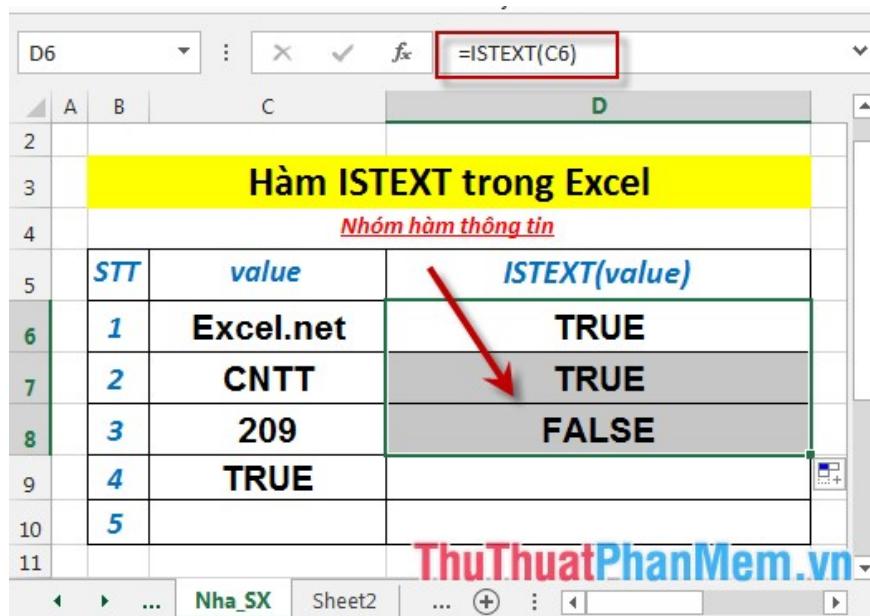
- In the cell to calculate enter the formula : = ITEXT (C6)



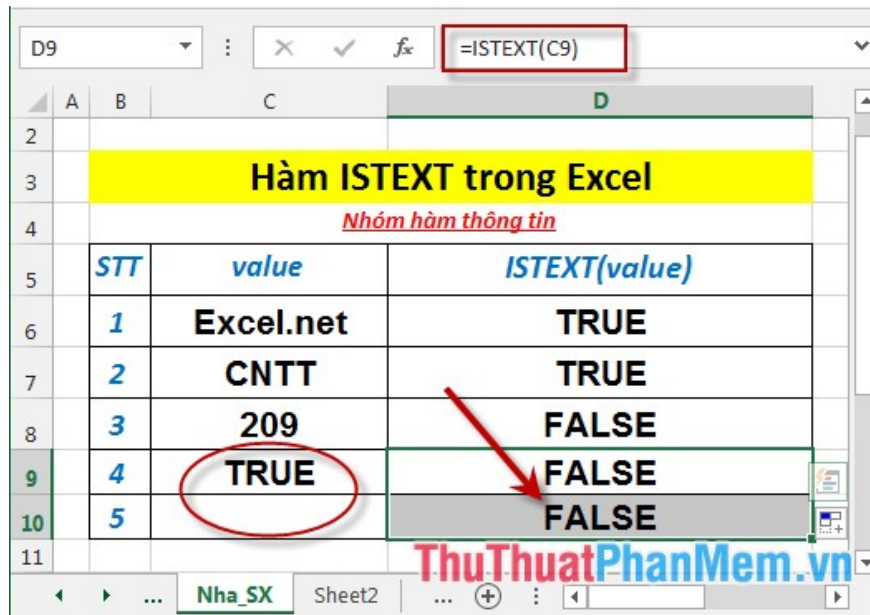
- Press **Enter** -> return value is:



- Similarly copying the formula for the remaining values ??results:



- Where **value** is a blank or logical value -> Function returns **false** value :



Above are instructions and some specific examples when using **ISTEXT** function in Excel.

Good luck!

You finished reading the article "**ISTEXT function - Function returns True value if that value is text in Excel**" edited by the [TipsMake](#) team. We hope this article has provided you with many useful tech tips and tricks. You can search for similar articles on tips and guides. Thank you for reading and for following us regularly.