

# iPad does not automatically turn off the screen when closing the case, what should you do?

iPad doesn't automatically turn off the screen when closing the case, making iFan 'confused'? This situation will definitely cause your device's battery to drain

iPad doesn't automatically turn off the screen when closing the case, making iFan 'confused'? This situation will definitely cause your device's battery to drain quickly if the user does not pay attention and turns off the screen.

Normally, your tablet will automatically turn off the screen after a set period of time when the user does not operate on the screen. However, many iFans feel uncomfortable when encountering the error that the iPad does not automatically turn off the screen when closing the case. This situation causes a lot of trouble and above all causes the device to lose battery quickly, or even turn off the battery if you don't pay attention. So, TipsMake today will guide you how to fix this situation.



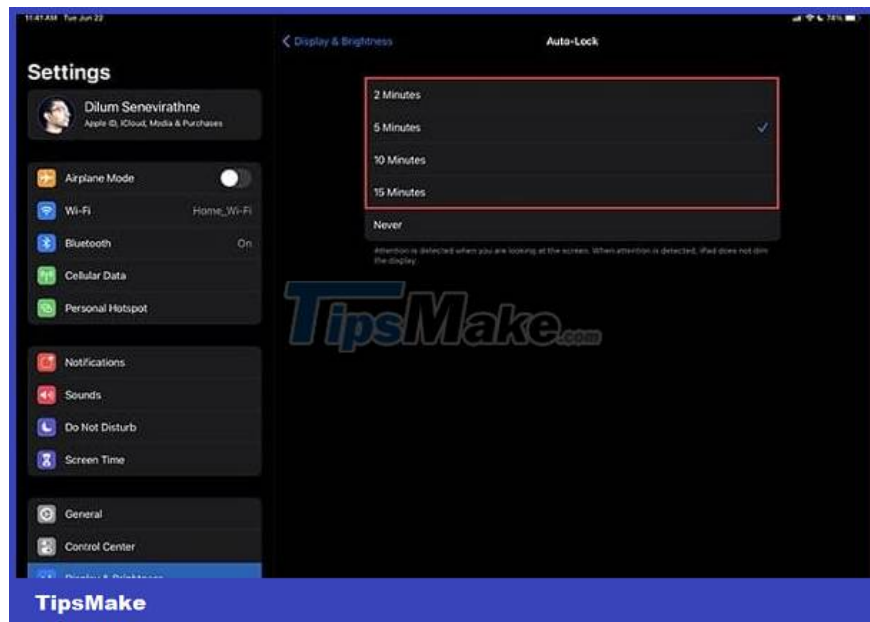
# iPad does not automatically turn off the screen when closing the case, how to fix it?

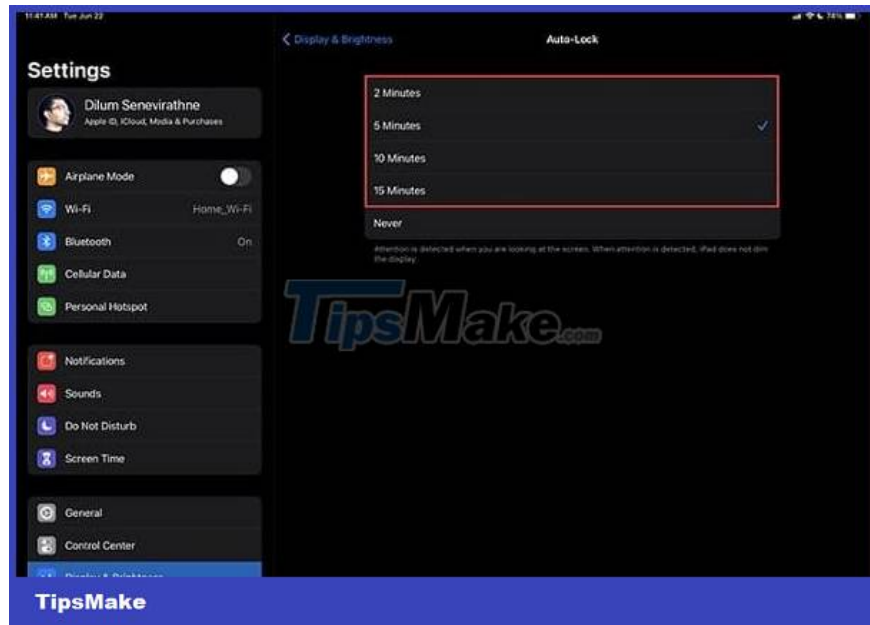
When you close the case, the iPad screen doesn't turn off automatically for many reasons. It is highly likely that the screen off time setting on the iPad is not set correctly (the time is set too long or not set at all). Besides, sometimes the error also occurs when the iPadOS system or the device's hardware has some problem. To fix it, you apply the measures below.

## Solution 1: Reset the auto-lock time

By default, the iPad will automatically lock after about 2 minutes of the user not using the device. However, if you set a longer time or set it to 'Never', this is likely the main 'culprit' causing the device not to turn off when closing the leather case.

1. Step 1: Users go to Settings on iPad > Click Display and Brightness.
2. Step 2: Select Auto-Lock > Click to select the time you want (don't tick the Never line).





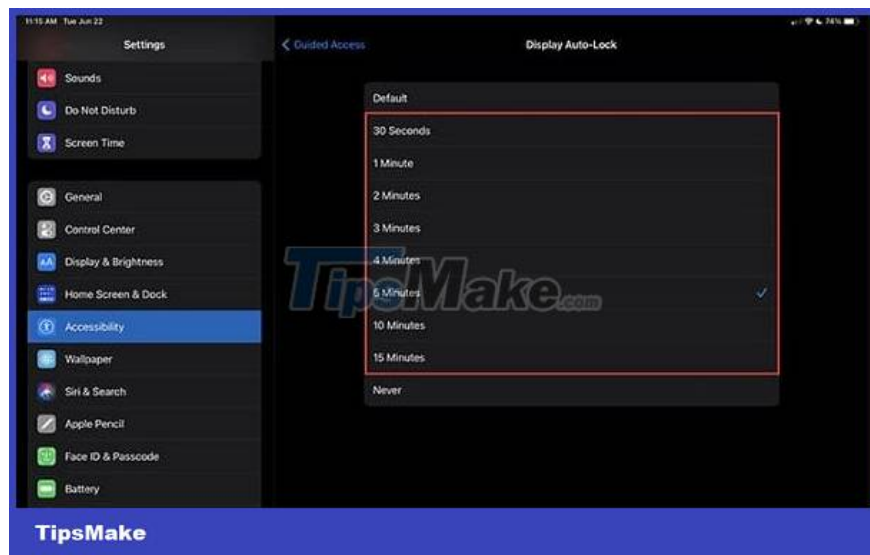
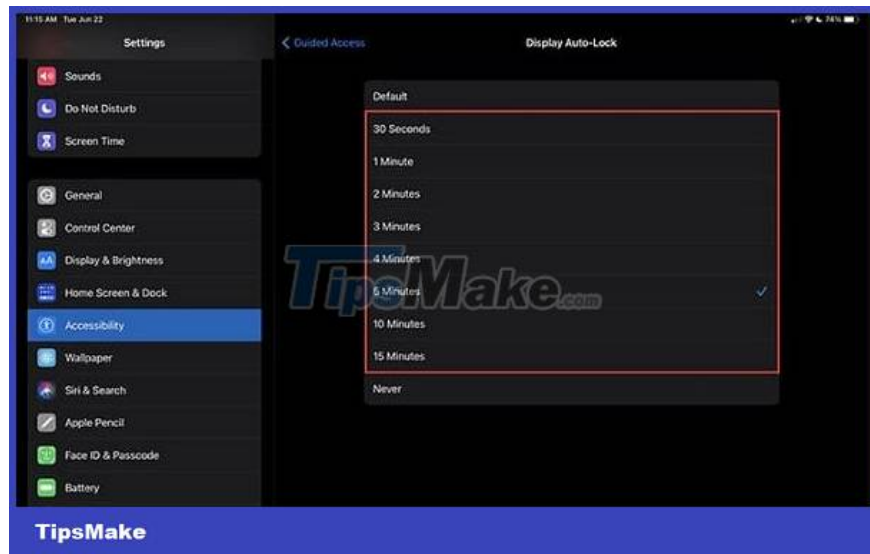
## Solution 2: Enable Lock/Unlock feature

1. Step 1: Users go to iPad Settings > Continue selecting Display and Brightness.
2. Step 2: Enable the Lock/Unlock feature if it is off.



## Solution 3: Review your Guided Access settings

First, if iFan has not turned off guided access, press the top button 3 times to turn it off. Then, iPad users navigate to Settings > Select Accessibility. Continue to select the Guided Access line. At this point, users need to tick any time you want but do not select the Never line.



## Method 4: Power off and restart iPad

If the above measures do not help you turn off the screen when closing the iPad case. It could be because the machine is having some problem. So, try turning off the power and restarting your iPad to see if it works. Although it is a simple trick, it can fix quite a few problems, especially problems with unknown causes.

In case this measure doesn't work, forcing a restart of the iPad is the trick you should apply. Especially when the iPad freezes and cannot turn off the screen. Depending on the iPad model you are using, learn how to force restart the device.

1. For models with a Home button: Press and hold the top button + Home at the same time until you see the 'Apple missing' logo, then release.
2. For models without a Home button: Press and quickly release the Volume Up button > Press and quickly release the Volume Down button > Press and hold the Side button until you see the 'Missing Apple' logo.



## Some other measures to fix the error of iPad not turning off the screen automatically

1. Check and update iPadOS to the latest version (if available).
2. Go to Settings > General > Reset > Reset All Settings. This will return your device's settings to their default state and help you fix the problem if the problem is related to a system error.
3. If all of the above measures cannot fix the problem, the best solution is to take the device to a reputable repair center. The technician will quickly check and help iFan handle this situation.

Hope you guys successfully fix the error of your iPad not turning off the screen automatically when closing the case!

You finished reading the article "**iPad does not automatically turn off the screen when closing the case, what should you do?**" edited by the [TipsMake](#) team. We hope this article has provided you with many useful tech tips and tricks. You can search for similar articles on tips and guides. Thank you for reading and for following us regularly.