


iOS 18 wallpapers, beautiful high-resolution iPhone wallpapers.


Apple has meticulously crafted iOS 18 wallpapers, from color to resolution, ensuring perfect display on iPhone devices. With a wide variety of themes, users can easily find a suitable wallpaper to personalize their smartphone.


Apple recently officially released the latest iOS 18 update for its iPhone operating system, featuring new functionalities and wallpapers. Below are all the iOS 18 wallpapers with high default resolution for both light and dark modes.


A collection of the latest iOS 18 wallpapers.


Here, Taimienphi provides iOS 18 image samples for you to view and refer to. If you want to use them as wallpapers for your smartphone, please click the link to download the high-quality wallpaper pack included in the **zip** file below.




















Instructions for setting a wallpaper on iOS 18

After downloading the iOS 18 wallpaper pack from the link above, tap the zip file, select Preview content, and save the wallpaper or extract it. Then go to Settings and set the new wallpaper as your phone's background image.

Step 1: On your iPhone , go to **Settings** => select **Wallpaper** => tap **Choose a new wallpaper** .

Step 2: Select **All Photos** => navigate to the downloaded **iOS 18 wallpaper pack and select the image** you want to use.

Step 3: Tap **Set** => choose **Set Lock Screen** , **Set Home Screen** , or **Set Both** as desired.

Some information about iOS 18.

iOS 18 brings many notable improvements, meeting the expectations of iPhone users. One of the most prominent changes is the ability to customize the home screen, allowing you to arrange app icons in any way you want and change app icons to match your wallpaper. Additionally, the Control Center has been improved for faster access to important functions and allows for app customization.

Specifically, security features have been upgraded with the ability to lock and hide apps, requiring Face ID or a passcode to unlock. The Photos app has also been redesigned, making it easier to search and organize photos, as well as filter invoices and screenshots separately. Upgrading to iOS 18 is quite simple; you can refer to the instructions below.

==> **How to update to iOS 18** safely and quickly



iOS 18 also introduces the Passwords app, which stores and synchronizes passwords across Apple devices. The new Tap to Cash feature allows for easy Apple Cash transfers by simply bringing two iPhones close together. Finally, Apple Intelligence is integrated into iOS 18, bringing improvements to Siri and many new content creation features, but is only available on the iPhone 15 Pro and Pro Max.

You finished reading the article "**iOS 18 wallpapers, beautiful high-resolution iPhone wallpapers.**" edited by the [TipsMake](#) team. We hope this article has provided you with many useful tech tips and tricks. You can search for similar articles on tips and guides. Thank you for reading and for following us regularly.