






Currently, Grand Theft Auto: San Andreas costs \$ 14.99, and is being offered for free on Rockstar for a short time. Please register and download quickly before the free program ends.

## How to get Grand Theft Auto: San Andreas for free on Rockstar

Step 1: Visit the link below to register for a free Social Club account, if you haven't already.

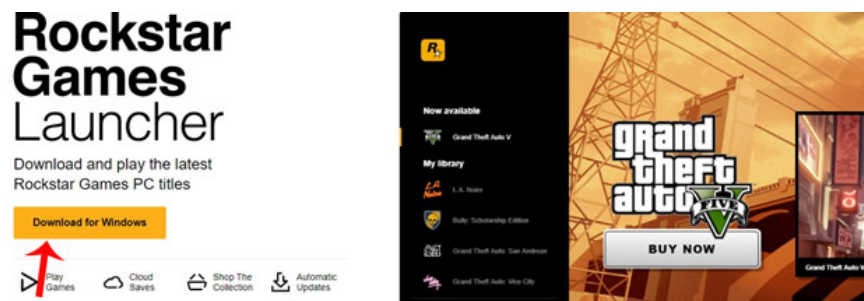
<https://signin.rockstargames.com/create/date-of-birth?cid=socialclub>



The screenshot shows the 'Social Club' logo at the top. Below it is a white box titled 'Create a new account'. Inside the box, there is a 'Date of birth' section with three dropdown menus for 'Month', 'Day', and 'Year'. A yellow 'Next' button is located at the bottom right of the box. At the bottom of the page, there is a link that says 'Already a member? Sign in'.


Step 2: Visit the link below to download and install Rockstar Games Launcher (Windows) on the computer.

<https://socialclub.rockstargames.com/rockstar-games-launcher>

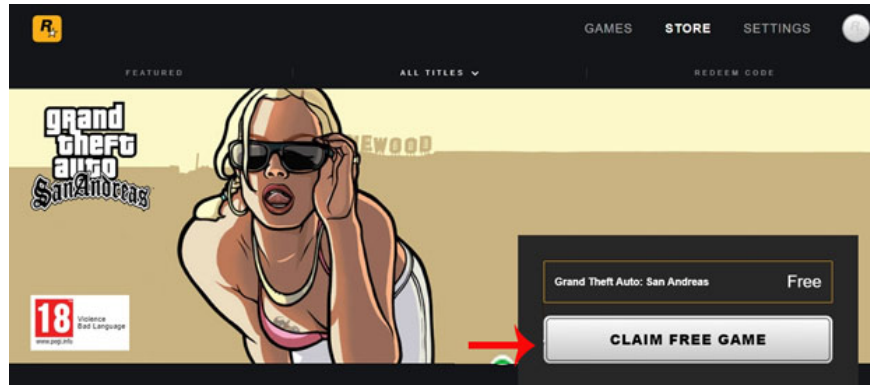


Step 3: Open Rockstar Games Launcher and log in the account created in step 1.

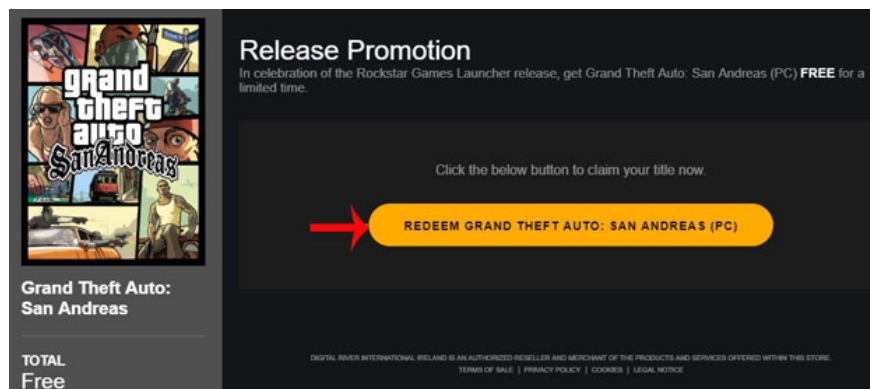
Step 4: On the launcher main interface, select Grand Theft Auto: San Andreas -> click Claim Free Game.



Step 5: Click on Claim Free Game.



Step 6: Click the Redeem Grand Theft Auto: San Andreas button to add this game to the library in your account and can be installed at any time.



1. Please download Conarium, the horror puzzle game that has won the title of "Game Of The Year" for free

You finished reading the article "**Invite to receive the blockbuster GTA San Andreas is free on Rockstar**" edited by the [TipsMake](#) team. We hope this article has provided you with many useful tech tips and tricks. You can search for similar articles on tips and guides. Thank you for reading and for following us regularly.